



**ORIENTAL PETROLEUM &
MINERALS CORPORATION**

ANNUAL REPORT

OPMC AT A GLANCE

million barrels of oil produced from 5 oil fields (Nido, Matinloc, Galoc, Cadlao and West Linapacan since 1979

76

55

years of corporate life and engagement in oil & gas exploration and production

Petroleum Service Contract in NW Palawan; SC14C1- Galoc & SC14C2- West Linapacan

2

1

Producing oil field under SC14 C1 which has produced a total of 24.5 million barrels of oil since 2008

Development and Production Petroleum Service Contract Application in former SC6B Cadlao Block in NW Palawan

1

1

Exploration Permit (EP-40-XIII) in Libjo, Dinagat Islands

Exploration Permit Applications for Nickel Laterite in Zambales

5

CONTENTS

- 
- 01 Financial Highlights
 - 02 Company Profile
 - 03 Message from the Chairman and the President
 - 04 OPMC's Active Petroleum Service Contracts
 - 05 OPMC's Nickel Laterite Prospects in Dinagat Islands
 - 06 OPMC's Nickel Laterite Prospects in Zambales
 - 07 Operations Highlights
 - 08 Corporate Social Responsibility
 - 09 Board of Directors
 - 10 Audited Financial Statements
 - 11 Directory of Officials

01 FINANCIAL HIGHLIGHTS

OPERATING RESULTS

for the period ended December 31, 2024, 2023 & 2022

	2024 (US\$)	2023 (US\$)	2022 (US\$)
Revenue from Petroleum Operations	3,106,984	3,020,421	3,614,375
Gross Income	439,059	636,849	1,493,058
Interest Income	3,036,857	2,643,153	2,013,773
Dividend Income	1,197,348	1,509,977	1,735,227
Core Income (before FX gains / losses and taxes)	3,895,005	3,914,429	4,513,861
Foreign Exchange gain (loss) - net	(1,574,905)	375,774	(3,399,246)
Net Income	1,689,157	3,896,582	747,251

FINANCIAL CONDITION

as of December 31, 2024, 2023 & 2022

	2024 (US\$)	2023 (US\$)	2022 (US\$)
Total Assets	90,302,104	89,829,583	88,310,317
Total Liabilities	3,189,854	3,044,640	2,783,520
Net Worth	87,112,250	86,784,943	85,526,797
Capital Stock	82,268,978	82,268,978	82,268,978
Retained Earnings (Deficit)	5,647,252	5,675,865	3,573,359

02 COMPANY PROFILE

Oriental Petroleum and Minerals Corporation is a Philippine Corporation publicly-listed in the Philippine Stocks Exchange (PSE).

It was incorporated on December 22, 1969 with the main purpose of exploring, developing and producing petroleum and mineral resources in the Philippines. As an exploration and production (E&P) company, OPMC's operational activities depend principally on its petroleum Service Contracts (SC's) with the government of the Philippines through the Department of Energy (DOE).

In 1971, OPMC's technical capacity in exploring petroleum resources took a pivotal turn for being one of the first to drill an offshore petroleum well in the country known as the Pag-asa- 1. Since the introduction of the Petroleum Service Contract System in 1973, OPMC has been actively involved in the exploration, development, and production of indigenous petroleum resources through Joint Venture (JV) partnerships.

Currently, OPMC holds interest in (3) petroleum blocks in Northwest Palawan.

These include:

- 7.78505% working interest in Service Contract 14C1- Galoc Field
- 4.9092% working interest in Service Contract 6B- Bonita-Cadlao Field (this has expired February 2024 and is currently undergoing new application)
- 30.2880% working interest in Service Contract 14C2- West Linapacan Field

OPMC also holds 100% interest in three (3) subsidiaries namely Oriental Mahogany Woodworks, Inc. (OMWI); Linapacan Oil, Gas, and Power Corporation (LOGPOCOR) and Oriental Land Corporation (OLC).

In relation to mineral resources, OPMC has recently been awarded an Exploration Permit (EP-40-XIII) in Dinagat Islands. It also has five (5) on-going exploration permit applications in Zambales.

03 MESSAGE FROM THE CHAIRMAN & THE PRESIDENT

To our fellow Shareholders,

We are pleased to present your Company's Financial and Operations performance for the calendar year ending December 31, 2024.

Your Company remains steady and open to growth opportunities while nurturing existing assets.

Your Company remained resilient and optimistic despite lower oil prices. Oil prices for the year 2024 was lower by 3\$/barrel than the 2023 average of \$83/ barrel due to weak economies and slow demand growth. However, heightened geopolitical conflicts and production restrictions from OPEC+ members offset earlier mentioned factors and kept oil prices within a narrow range.

“We are hopeful that oil will remain as a vital energy source in the coming years ”

With maturing assets, we also strived to look for new opportunities to cope up with new trends, the needs of the Company and the society.

FINANCIAL MATTERS

In 2024, your Company maintained a debt-free position while preserving a robust balance sheet. OPMC generated petroleum revenues of US\$3.1 million.

This was slightly higher than the US\$3.0 million recorded in the previous year, mainly due to a modest increase in crude oil volumes delivered, considering the timing difference in shipments.

Furthermore, your Company's investments in debt and equity instruments generated steady returns of US\$4.2 million. Despite the unfavorable movement of the Philippine peso against the U.S. Dollar, your Company still managed a positive net income of US\$1.7 million as against US\$3.9 million in 2023.



JAMES L. GO
Chairman & CEO

PETROLEUM OPERATIONS

SC14C-1 GALOC BLOCK

OPMC holds 7.78505% in this block. Discovery was made in 1981 and production started in 2008.

Oil production continued in the Galoc Oil Field in 2024 with a total of 498,168 barrels of oil lifted for this year sold at an average price of US\$79.10/ barrel. Daily production for 2024 averaged at 1,200 barrels per day.

As of end 2024, the Galoc oil field has produced a total of 24.5 million barrels of oil (mmbo) since it started production in 2008.

SC14C-1 contract will reach its 50 years contract limit in December 2025. The consortium plans to submit application for a Development and Production Petroleum Service Contract (DPPSC). This will allow the Galoc consortium to extend its rights over the SC14 C1 area and extract the remaining oil beyond the 2025 contract limit.

DEVELOPMENT AND PRODUCTION PETROLEUM SERVICE CONTRACT (DPPSC) IN FORMER SC 6B BONITA- CADLAO BLOCK

SC 6B reached its 50 years contract limit last February 2024. The SC 6B area is a retained block from the original SC 6 contract that was awarded in September 1973. OPMC's participating interest in this block is 4.9092%.

Prior to the expiration of the contract, the Joint Venture partners, of which OPMC is a partner, have already lodged its DPPSC application documents to the DOE. Negotiations for the terms & conditions of the DPPSC has already been completed. The application covers an area of 103,000 hectares.


The DPPSC will allow the consortium to drill the Cadlao-4 appraisal well and development of the field for an initial term of ten (10) years. OPMC together with the other Filipino partners are carried free in the drilling cost up to the declaration of commerciality of the Cadlao-4 appraisal well. We expect the award of the DPPSC in 2025.

SC14C2- WEST LINAPACAN OIL FIELD

Your company holds 30.2880% in the West Linapacan Oil Field.

Third-party evaluation of the West Linapacan indicates that there are still remaining resources stranded in the field. However, SC14C2 is set to expire as well in December 2025.

As preparation for the DPPSC application, the consortium is currently re-evaluating the field's Recoverable Resource.



Robert Coyiuto Jr.
President & COO

The resource will be the basis for the preparation of a Plan of Development (POD) of West Linapacan Oil Field. The POD is an essential document in the submission of a DPPSC.

NON- OIL & GAS ACTIVITIES- NICKEL LATERITE

OPMC secured its first Exploration Permit (EP-40-XIII) in June 2024. It is located in Libjo, Dinagat Islands with a total area of 358 hectares.

In October 2024, our exploration team established a base camp in Dinagat and started with the initial activities that focused mainly on building relationships with Local Government Units (LGUs) and engaging with the local communities.

For the Zambales Areas, we remain committed to continue coordinating with the various local government units to secure consent and pertinent documents for the five (5) Exploration Permit Applications (EXPAs) to be converted into EPs.

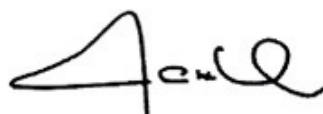
OUTLOOK

As we look into the next years, your Company is confident it will remain debt-free while maintaining a healthy balance sheet. We will continue to be flexible and optimistic against challenges in the oil and gas industry brought by global economic challenges, fluctuating supply and demand, and geopolitical conflicts.

We are still expecting continuous oil production in the Galoc Oilfield but we are also looking forward that a DPPSC granted to Cadlao will be our next growth opportunity.

Furthermore, we will continue the exploration activities in Dinagat and strive for the approval of the other exploration permit applications in Zambales. We extend our sincere appreciation to the employees, guidance of the Board of Directors and the trust of our stockholders. As we move forward, we will remain focused on our oil assets while diversifying our portfolio, seeking new areas for growth, and delivering long-term value to our stakeholders.

Yours sincerely,



JAMES L. GO
Chairman & CEO.



ROBERT COYIUTO, JR.
President & CEO

04 PETROLEUM SERVICE CONTRACTS

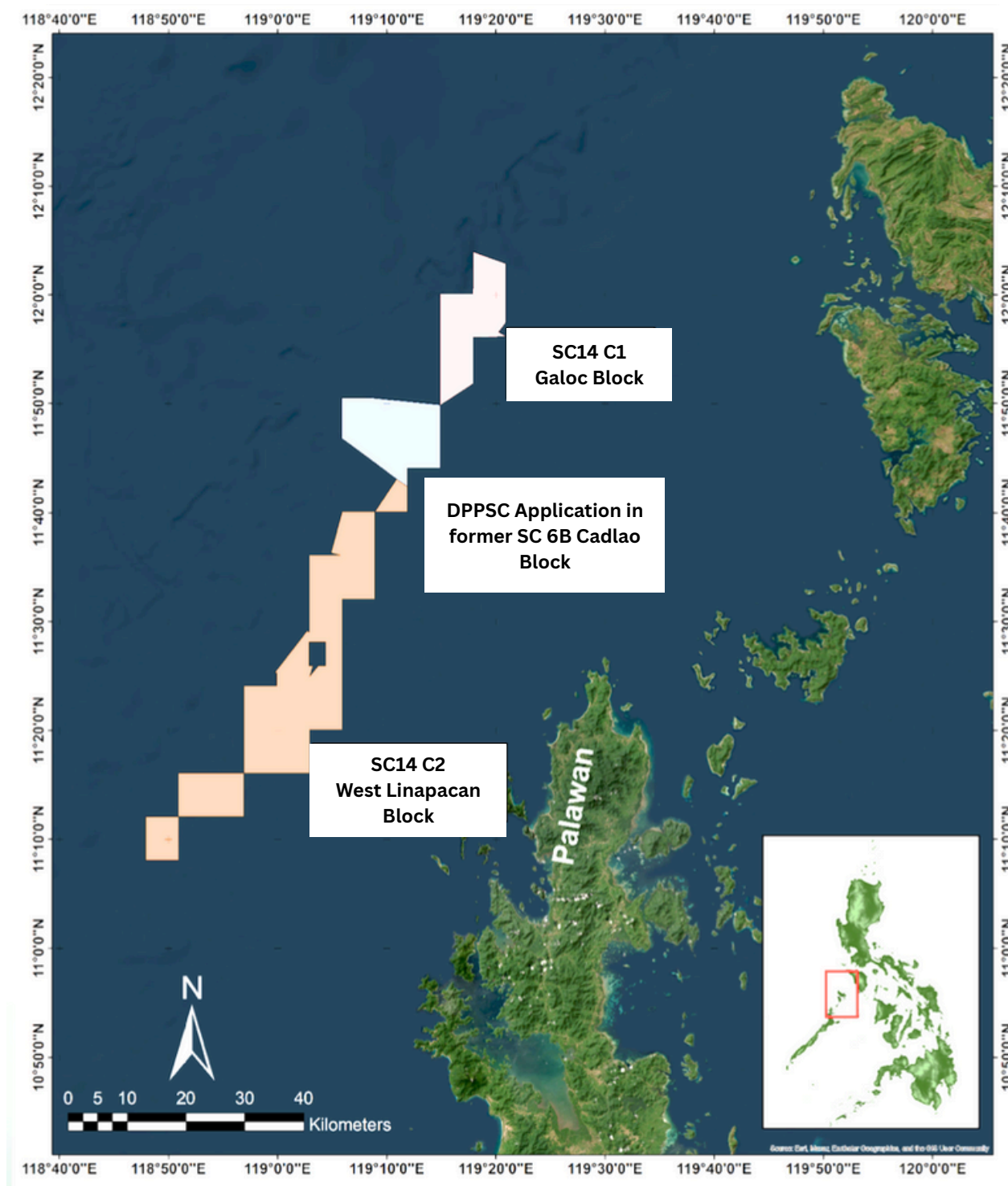


Figure 1 OPMC's Active Petroleum Service Contracts

05 NICKEL LATERITE PROSPECTS IN DINAGAT ISLANDS

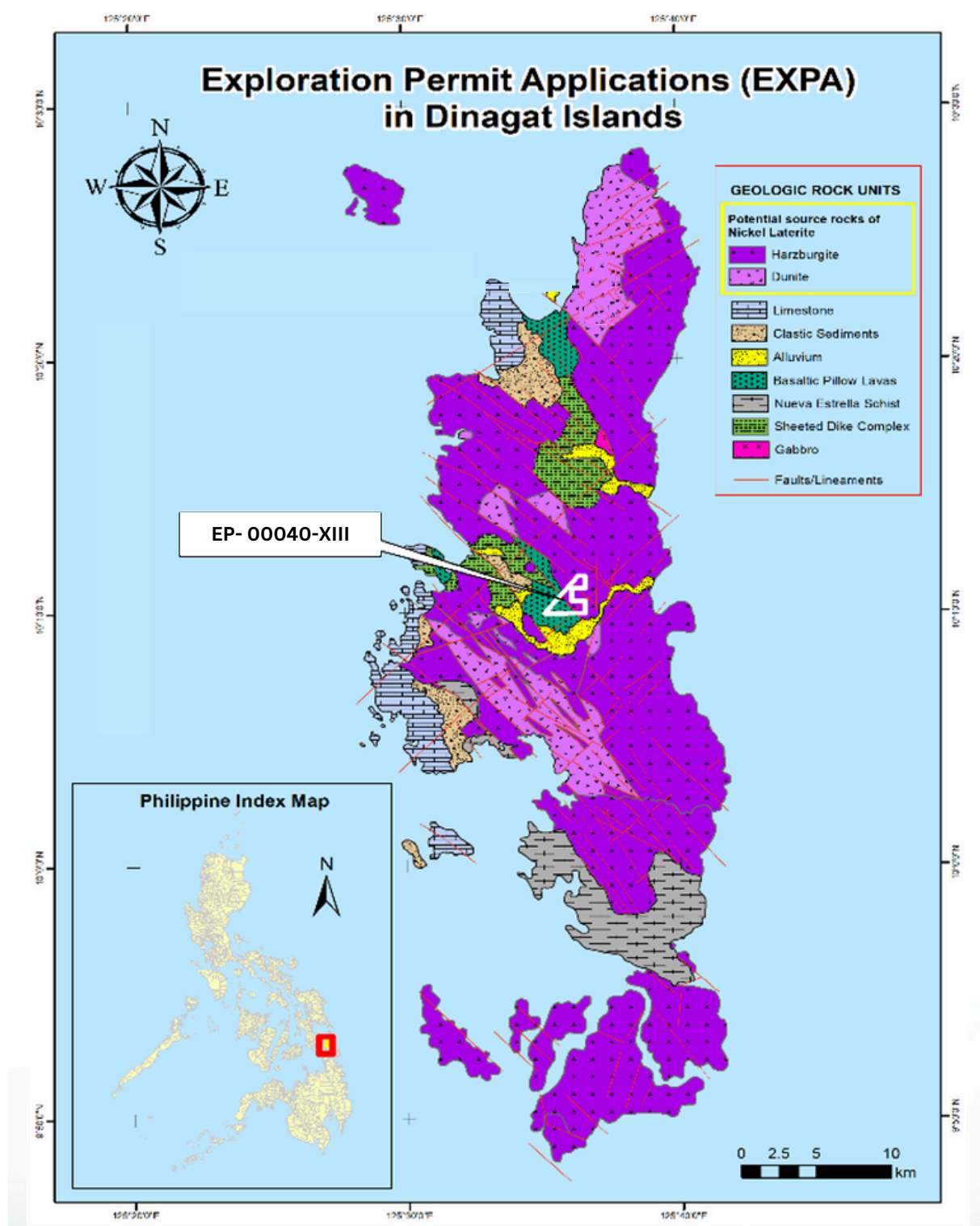


Figure 2 OPMC's Nickel Laterite Prospects in Dinagat Islands

06 NICKEL LATERITE PROSPECTS IN ZAMBALES

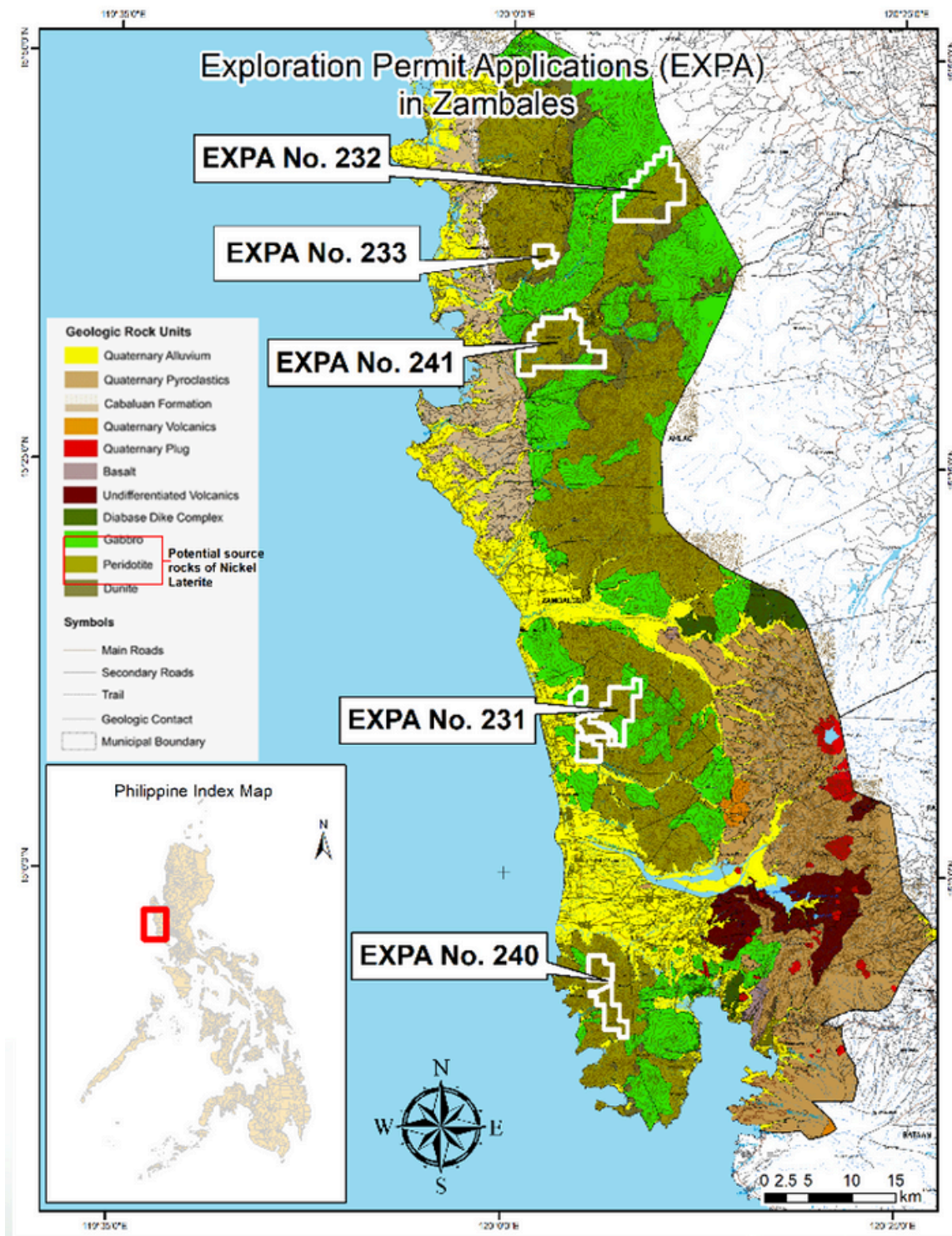


Figure 3 OPMC's Nickel Laterite Prospects in Zambales

05 OPERATIONS HIGHLIGHTS

SC14C1- GALOC OILFIELD

The Galoc Oilfield which is located in offshore NW Palawan, is the only producing oilfield in the Philippines. It is under Service Contract No. 14 C1 and has an area of approximately 16,000 hectares. OPMC has 7.78505% share in the area.

SC14 C1- GALOC	%
NPG Pty Ltd /Matahio Energy Ltd (Operator)	78.82683
Philodrill Corporation	10.17782
Oriental Petroleum/LOGPOCOR	7.78505
Forum Energy	3.21030
TOTAL	100.000

Table 1 SC 14C1 Participating Interests

The SC14 C1 was awarded by the Philippine Government on December 17, 1975. Oil was first discovered during the drilling of Galoc-1 in 1981 and production commenced in 2008 after the drilling of Galoc-3 & Galoc-4

Two (2) additional wells, Galoc-5 & Galoc-6 were drilled and brought online in December 2013. As of end 2024, Galoc Oilfield is the only producing from two (2) wells, Galoc-5 and Galoc-6.



Figure 4 Palawan Offtake 79 with tanker HW Otto on 30 September to 01 October 2024

From 2008- 2024, the Galoc Oil Field has produced a total of 24.5 mmbo. However, the expected decline of the field due to the natural depletion of the oil reservoir pressure lowered the average gross production to 1,200 barrels of oil per day in 2024 from 1,300 barrels in 2023.



Figure 5 Personnel transfer from supply vessel MT Sulu Venture

Three oil liftings were successfully conducted in 2024 with a total of 498,168 barrels of oil sold at an average price of US\$79.10/ barrel.

CARGO NO.	MONTH	VOLUME (BBLs)	PRICE (US\$/BBL)
77	February	196,826	79.95
78	April	112,372	85.96
79	September	188,970	74.13
TOTAL		498,168	79.10

Table 2 SC 14C1 Galoc Oil Liftings for 2024

SC 14C1 will reach its 50-years contract limit in 17 December 2025. Recent third-party study indicates that the field still has Contingent Resources beyond the 2025 limit. This will be the reference of the Galoc consortium in applying for a DPPSC. The DPPSC once granted, will ensure the continuous operations in the field up to the end of its economic field life.



Figure 6 Crew change operation with helicopter service provider INAEC

DPPSC CADLAO BLOCK (Former SC 6B)

DPPSC Cadlao Block was the former SC 6B- Cadlao Oilfield. Oil was discovered during the drilling of Cadlao- 1 in 1977. It has produced an estimated 11.2 mmbo from two (2) production wells from 1981-1991.

However, it was shut-in in 1991 due to the prevailing low oil prices at that time. It was producing at the rate of 940 barrels oil per day (BOPD) and a water cut of 84% at time of shut-in. The Cadlao Oilfield remains shut-in up to date. OPMC has 4.9092% participating interest in this field.

DPPSC CADLAO (FORMER SC 6B)	%
Nido Petroleum Pty Ltd- (Operator)	72.7270
Philodrill Corporation	17.4546
Oriental Petroleum	4.9092
Alcorn Petroleum	2.4546
Forum Energy	2.4546
TOTAL	100.000

Table 3 Cadlao Block Participating Interests

Plans for the re-development of the field have been underway since 2022. Nido Petroleum Pty Ltd (Nido), the operator of SC-6B will fund (100%) the drilling and Extended Well Test of 1 appraisal well (Cadlao-4). The local JV partners are carried free in the drilling and EWT costs until the declaration of commerciality.

The SC 6B contract reached its maximum 50-years contract limit last February 28, 2024 while the drilling preparations are on-going. The consortium submitted the DPPSC application documents to the DOE in January 2024.

The DOE and the consortium have finished negotiating the DPPSC's terms and conditions and is currently in its final stage of review and evaluation.

The consortium hopes to secure the new DPPSC to commence drilling in the Cadlao Oilfield by 2025.

SC 14 C2- WEST LINAPACAN BLOCK

The SC 14C-2 Block hosts the West Linapacan oil field. OPMC has 30.2880% participating interest in this field.

SC14 C2- WEST LINAPACAN	%
Philodrill Corporation (Operator)	28.070
Nido Petroleum Pty Ltd.	22.279
Oriental Petroleum/Logpocor	30.288
Alcorn Petroleum	6.123
Forum Energy	9.103
PetroEnergy	4.137
TOTAL	100.000

Table 4 SC 14C2 West Linapacan Participating Interests

The Linapacan oil field has produced an estimated 8.5 mmbo from three (3) production wells from 1992 to 1996. Production ceased in 1996 due to the prevailing low oil prices and persistent water incursion. The West Linapacan Oilfield remains shut- in up to the present.

Third-party evaluation indicates that there are still technically recoverable resources in the West Linapacan Field. However, SC14 C2, same with SC14C1 is set to expire on December 17, 2025.

The consortium is currently conducting reserves & resource study that will be the basis of the Plan of Development (POD). It will include the Well Plan and Design/EWT Plan Study. The POD is an essential document in the submission of a DPPSC.

NICKEL LATERITE EXPLORATION

As the energy landscape continues to shift in response to climate change, OPMC has begun exploring opportunities in the emerging critical mineral sector. Nickel, a key component in stainless steel and electric vehicle batteries, has seen significant growth in global demand.

In 2021, OPMC initiated applications for Exploration Permits (EP) in prospective areas in Zambales and Dinagat Islands, focusing on potential nickel-bearing prospects.

Exploration Permit No. 40- XIII (Dinagat Islands)

For the year 2024, OPMC secured one (1) EP located in Brgy. Bayanihan & San Jose, Libjo, Dinagat Islands. It was officially awarded to OPMC in July 2024. It covers an area of 358 hectares . The EP will allow OPMC to explore the area initially for two (2) years. This can be renewed for another 2 years to a maximum of 8 years subject to the approval of the Mines and Geosciences Bureau (MGB).

In October 2024, OPMC’s exploration team established its base camp in Dinagat. Initial activities for 2024 focused on building relationships with Local Government Units (LGUs) and engaging with the local community through Information, Education and Communication (IEC) Campaigns and Focus Group Discussions (FGD).



Figure 7 Focus Group Discussion in Barangay Bayanihan, Libjo, Dinagat Islands

Zambales Exploration Permit Applications

Currently, OPMC has five (5) Exploration Permit Applications (EXPA) in Zambales with a total combined exploration area of approximately 13,780 hectares.

Zambales Province		
EXPA No.	Municipality	Area (has.)
EXPA-000231-III	Cabangan-Botolan	3,437
EXPA-000232-III	Santa Cruz-Candelaria	4,119
EXPA-000233-III	Candelaria	462
EXPA-000240-III	San Antonio	1,688
EXPA-000241-III	Masinloc	3,816
Total		13,780

Table 5 OPMC’s Nickel Laterite Prospects in Zambales

For the year 2024, OPMC continued to coordinate with the Department of Environment and Natural Resources- Region 3, to comply with the additional requirements specified by the Mines and Geosciences Bureau Regional Offices No. III (MGB R3).

08 CORPORATE SOCIAL RESPONSIBILITY

OPMC together with its JV partners is committed to adhere to locally and internationally recognized benchmarks. OPMC prioritizes Corporate Social Responsibility (CSR) as an integral part of its business strategy, aligning our efforts with the United Nations Sustainable Development Goals (UN SDG).

OPMC aims to collaborate and foster a good relationship with its stakeholders to contribute to the well-being of our communities, and promote a more sustainable future.



UN SDG 3: GOOD HEALTH & WELL- BEING

OPMC ensures good health and fosters the well-being of its employees especially after the Covid-19 pandemic. Since March 2020, OPMC provided flexible working hours and work-from home arrangement to lessen exposure from Covid-19 during on-site and transit.

This arrangement limits crowding the office space and minimize virus transmission. It also promotes work- life balance and helps employees save time and money during on-site work. OPMC also facilitated employee's booster shots for Covid-19 vaccines in 2022. Aside from these, OPMC also provides health coverage for employees through national health insurance (PhilHealth) and health maintenance organizations (HMO).

Moreover, as a Joint Venture Partner in SC14-C1, the Consortium undertakes Community Assistance Programs (CAP) in the surrounding communities of the oil operation in Palawan, specifically in Culion, Busuanga and Linapacan.

These programs, with the support of the JV, are facilitated by the Operator, NPG, through the Galoc Field Area and Development (GFAD). The GFAD was established in 2009 after declaration of commerciality of the Galoc Oilfield in 2008. Through the GFAD, the Consortium was able to provide solar electrification, generator sets, medical equipment & supplies to the local health facilities in the host communities.



UN SDG 4: QUALITY EDUCATION

The Consortium actively supports providing quality education in the remote areas in Palawan which are the host communities of the GFAD. This includes the islands of Culion, Coron, Busuanga and Linapacan.

For the past years, the Consortium donated Solar Power E-TV Education Package and two modified school buses. The GFAD also provided financial support to fund teacher training programs. Moreover, the GFAD also helped in the construction of classrooms and a Laboratory House for Hospitality Management students of the Western Philippines University in Busuanga. This is to ensure availability of learning-conducive facilities for students.

In July 2024, 33 Starlink Kits were provided to 33 schools in Culion, Palawan. Additionally, in November 2024, 26 Starlink Kits and generator sets were turned over to 26 schools in Busuanga.



Figure 8 Turn over of 33 Starlink Kits in Culion

These assistance provided reliable internet connection in these remote islands. It allowed students and teachers to access online learning resources, foster digital literacy and enhance their overall educational opportunities. These are testaments to the consortium's commitment in providing accessible quality education.



Figure 9 Turn over of 26 Starlink Kits in Busuanga

In addition, OPMC also supports continuous professional development of its employees through supporting them in various technical conferences such as the annual Geological Conference (GeoCon).



Figure 10 OPMC receives the Plaque of Appreciation from the GSP in Geocon 2024

These give employees opportunities to develop, enhance and enrich themselves with skill-sets they need to better perform their roles in the Company and in the community.

OPMC also pledged sponsorship in the 2024 Geocon.



UN SDG 5: GENDER EQUALITY

Although the oil and gas industry is mainly dominated by male employees or participants, the Company ensures equal opportunities for all genders.

The Company puts priority in the assessment of all qualified applicants based on their technical and professional skills regardless of gender, age, race, religion or origin. As of December 2024, OPMC currently has eight (8) male employees and eight (8) female employees.



UN SDG 6: CLEAN WATER & SANITATION

The Water System Project in Busuanga, Palawan was successfully completed in March 2024. It is part of the GFAD's Community Assistance Program, as its commitment to site-specific social responsibility to help improve the lives of island communities.



Figure 11 Representatives from Palawan LGU, DOE and NPG in Busuanga Palawan

This initiative seeks to provide clean and safe water to the community, tackling the critical need for potable water in households and promoting public health. By ensuring reliable access to safe water, the project benefits both residents and the local tourism industry, aligning with the consortium's commitment to enhancing quality of life and driving sustainable development in its project areas.



Figure 12 Water System Project in Busuanga Palawan

In addition to this, in October 2024, the consortium through NPG, conducted a 2-day Capacity Building Workshop on Oil Spill Response Awareness in Coron. Members of the Municipal Disaster Risk Reduction and Management Office (MDRRMO) from the municipalities of Busuanga, Culion, and Linapacan participated in the training.

The workshop focused on providing participants with skills and strategies to respond to oil spill incidents, highlighting improvised oil spill equipment based on available resources in their respective areas and emphasizing immediate actions to minimize the environmental impact.



Figure 13 Oil Spill Awareness and Emergency Response Training in Coron, Palawan

The consortium's operations in Galoc adheres to the acceptable practices in environmental and social sustainability.

The Operator, together with representatives from DENR, Philippine Coast Guard (PCG) and Palawan Council for Sustainable Development (PCSD), conducts quarterly sampling and monitoring of hazardous waste, effluents in water discharge, and air quality in the FPSO to ensure acceptable limits.

Quarterly and annual reports as well as Compliance Monitoring Report and Self-Monitoring Reports which present and discuss Galoc's monitoring, are submitted to the DENR.






UN SDG 8: DECENT WORK & ECONOMIC GROWTH



OPMC is committed to providing decent work for its employees and at the same time contribute to economic growth.

OPMC ensures a flexible working arrangement, competitive compensations and ethical working environment. These determines employee's satisfaction and willingness to stay with the Company.

OPMC also contributes to economic growth through promptly paying fees and taxes to the local and national government.

09 BOARD OF DIRECTORS





10 AUDITED FINANCIAL STATEMENTS



ORIENTAL PETROLEUM AND MINERALS CORPORATION

STATEMENT OF MANAGEMENT'S RESPONSIBILITY FOR CONSOLIDATED FINANCIAL STATEMENTS


The management of **Oriental Petroleum and Minerals Corporation and Subsidiaries** is responsible for the preparation and fair presentation of the consolidated financial statements including the schedules attached therein, for the years ended December 31, 2024, 2023 and 2022, in accordance with the prescribed financial reporting framework indicated therein, and for such internal control as management determines is necessary to enable the preparation of consolidated financial statements that are free from material misstatement, whether due to fraud or error.


In preparing the consolidated financial statements, management is responsible for assessing the Company's ability to continue as a going concern, disclosing as applicable matters related to going concern and using the going concern basis of accounting unless management either intends to liquidate the Company or to cease operations, or has no realistic alternative to do so.


The Board of Directors is responsible for overseeing the Company's financial reporting process.

The Board of Directors reviews and approves the consolidated financial statements, including the schedules attached therein, and submits the same to the stockholders.

SyCip Gorres Velayo & Co., the independent auditor appointed by the stockholders, has audited the consolidated financial statements of the Company in accordance with Philippine Standards on Auditing, and in its reports to the stockholders, has expressed its opinion on the fairness of presentation upon completion of such audit.


James L. Go
Chairman of the Board and
Chief Executive Officer
Signed: April 14, 2025


Robert Coviuto, Jr.
President and
Chief Operating Officer
Signed: April 14, 2025


Ma. Riana C. Infante
Chief Financial,
Compliance and
Investors' Relation Officer
Signed: April 14, 2025

APR 15 2025

Signed this 14th day of April, 2025


APR 15 2025

SUBSCRIBED AND SWORN to before this ___ day of ___ 2025 affiants executed to me their respective Passport as follows:

Name	Government ID No.	Date of Issue	Place of Issue
James L. Go	P2019464B	June 20, 2019	DFA NCR Central
Robert Coviuto, Jr.	P7236639A	May 19, 2018	DFA Manila
Ma. Riana C. Infante	P0139536C	May 18, 2022	DFA Manila

Doc. No. 83
Page No. 78
Book No. 1
Series of 2025.

Notary Public


ATTY. NOEL J. DIZON
NOTARY PUBLIC FOR SAN JUAN CITY, METRO MANILA
Appointment No. 013 (2025-2026)
Roll of Attorney No. 88354
IBP No. 494900; 01/02/2025; Quezon City
PTR No. 1820115; 01/03/2025; San Juan, M.M.
Admitted to the Bar on December 22, 2023
Suite 2501 Atlantis Centre, 31 Annapolis St. Greenhills, San Juan City

INDEPENDENT AUDITOR'S REPORT

The Board of Directors and Stockholders
Oriental Petroleum and Minerals Corporation
34th Floor, Robinsons Equitable Tower
ADB Avenue, Ortigas Center, Pasig City

Report on the Audit of the Financial Statements

Opinion

We have audited the consolidated financial statements of Oriental Petroleum and Minerals Corporation and its Subsidiaries (the Group), which comprise the consolidated statements of financial position as at December 31, 2024 and 2023, and the consolidated statements of income, consolidated statements of comprehensive income, consolidated statements of changes in equity and consolidated statements of cash flows for each of the three years in the period ended December 31, 2024, and notes to the consolidated financial statements, including material accounting policy information.

In our opinion, the accompanying consolidated financial statements present fairly, in all material respects, the consolidated financial position of the Group as at December 31, 2024 and 2023, and its consolidated financial performance and its consolidated cash flows for each of the three years in the period ended December 31, 2024 in accordance with Philippine Financial Reporting Standards (PFRS) Accounting Standards.

Basis for Opinion

We conducted our audits in accordance with Philippine Standards on Auditing (PSAs). Our responsibilities under those standards are further described in the Auditor's Responsibilities for the Audit of the Consolidated Financial Statements section of our report. We are independent of the Group in accordance with the Code of Ethics for Professional Accountants in the Philippines (Code of Ethics) together with the ethical requirements that are relevant to our audit of the consolidated financial statements in the Philippines, and we have fulfilled our other ethical responsibilities in accordance with these requirements and the Code of Ethics. We believe that the audit evidence we have obtained is sufficient and appropriate to provide a basis for our opinion.

Key Audit Matters

Key audit matters are those matters that, in our professional judgment, were of most significance in our audit of the consolidated financial statements of the current period. These matters were addressed in the context of our audit of the consolidated financial statements as a whole, and in forming our opinion thereon, and we do not provide a separate opinion on these matters. For the matter below, our description of how our audit addressed the matter is provided in that context.

We have fulfilled the responsibilities described in the Auditor's Responsibilities for the Audit of the Consolidated Financial Statements section of our report, including in relation to these matters. Accordingly, our audit included the performance of procedures designed to respond to our assessment of the risks of material misstatement of the consolidated financial statements. The results of our audit procedures, including the procedures performed to address the matters below, provide the basis for our audit opinion on the accompanying consolidated financial statements.



Impairment Testing of Wells, Platforms and Other Facilities

As of December 31, 2024, the carrying value of the Group's wells, platforms and other facilities of Service Contract (SC) 14C2 amounted to \$10.28 million. The Group is significantly affected since SC 14C2 continues to be a non-producing block and its license to operate is nearing expiration. In the event that an impairment indicator is identified, the assessment of the recoverable amount of the wells, platforms and other facilities requires significant judgment and involves estimation and assumptions about future production levels and costs, as well as external inputs such as oil prices and discount rates. Hence, such assessment is a key audit matter in our audit.

The disclosures in relation to wells, platforms and other facilities are included in Notes 5, 8 and 10 to the consolidated financial statements.

Audit response

We involved our internal specialist in evaluating the methodologies and the assumptions used. These assumptions include future production levels and costs as well as external inputs such as oil prices and discount rates. We compared the key assumptions used such as future production levels and oil prices against the estimated reserves report by the respective operator of SC 14C2 and published oil prices, respectively. We compared the future production costs against the work program and budget duly approved by the joint operation and regulatory agency. We tested the parameters used in the determination of the discount rate against market data. We also reviewed the Group's disclosures about those assumptions to which the outcome of the impairment test is most sensitive; specifically those that have the most significant effect on the determination of the recoverable amount of wells, platforms and other facilities.

Other Information

Management is responsible for the other information. The other information comprises the information included in the SEC Form 20-IS (Definitive Information Statement), SEC Form 17-A and Annual Report for the year ended December 31, 2024, but does not include the consolidated financial statements and our auditor's report thereon. The SEC Form 20-IS (Definitive Information Statement), SEC Form 17-A and Annual Report for the year ended December 31, 2024 are expected to be made available to us after the date of this auditor's report.

Our opinion on the consolidated financial statements does not cover the other information and we will not express any form of assurance conclusion thereon.

In connection with our audits of the consolidated financial statements, our responsibility is to read the other information identified above when it becomes available and, in doing so, consider whether the other information is materially inconsistent with the consolidated financial statements or our knowledge obtained in the audits, or otherwise appears to be materially misstated.

Responsibilities of Management and Those Charged with Governance for the Consolidated Financial Statements

Management is responsible for the preparation and fair presentation of the consolidated financial statements in accordance with PFRS Accounting Standards, and for such internal control as management determines is necessary to enable the preparation of consolidated financial statements that are free from material misstatement, whether due to fraud or error.



In preparing the consolidated financial statements, management is responsible for assessing the Group's ability to continue as a going concern, disclosing, as applicable, matters related to going concern and using the going concern basis of accounting unless management either intends to liquidate the Group or to cease operations, or has no realistic alternative but to do so.

Those charged with governance are responsible for overseeing the Group's financial reporting process.

Auditor's Responsibilities for the Audit of the Consolidated Financial Statements

Our objectives are to obtain reasonable assurance about whether the consolidated financial statements as a whole are free from material misstatement, whether due to fraud or error, and to issue an auditor's report that includes our opinion. Reasonable assurance is a high level of assurance, but is not a guarantee that an audit conducted in accordance with PSAs will always detect a material misstatement when it exists. Misstatements can arise from fraud or error and are considered material if, individually or in the aggregate, they could reasonably be expected to influence the economic decisions of users taken on the basis of these consolidated financial statements.

As part of an audit in accordance with PSAs, we exercise professional judgment and maintain professional skepticism throughout the audit. We also:

- Identify and assess the risks of material misstatement of the consolidated financial statements, whether due to fraud or error, design and perform audit procedures responsive to those risks, and obtain audit evidence that is sufficient and appropriate to provide a basis for our opinion. The risk of not detecting a material misstatement resulting from fraud is higher than for one resulting from error, as fraud may involve collusion, forgery, intentional omissions, misrepresentations, or the override of internal control.
- Obtain an understanding of internal control relevant to the audit in order to design audit procedures that are appropriate in the circumstances, but not for the purpose of expressing an opinion on the effectiveness of the Group's internal control.
- Evaluate the appropriateness of accounting policies used and the reasonableness of accounting estimates and related disclosures made by management.

Conclude on the appropriateness of management's use of the going concern basis of accounting and, based on the audit evidence obtained, whether a material uncertainty exists related to events or conditions that may cast significant doubt on the Group's ability to continue as a going concern. If we conclude that a material uncertainty exists, we are required to draw attention in our auditor's report to the related disclosures in the consolidated financial statements or, if such disclosures are inadequate, to modify our opinion. Our conclusions are based on the audit evidence obtained up to the date of our auditor's report. However, future events or conditions may cause the Group to cease to continue as a going concern.

- Evaluate the overall presentation, structure and content of the consolidated financial statements, including the disclosures, and whether the consolidated financial statements represent the underlying transactions and events in a manner that achieves fair presentation.



- Plan and perform the group audit to obtain sufficient appropriate audit evidence regarding the financial information of the entities or business activities within the Group as a basis for forming an opinion on the consolidated financial statements. We are responsible for the direction, supervision and review of the audit work performed for purposes of the group audit. We remain solely responsible for our audit opinion.

We communicate with those charged with governance regarding, among other matters, the planned scope and timing of the audit and significant audit findings, including any significant deficiencies in internal control that we identify during our audit.

We also provide those charged with governance with a statement that we have complied with relevant ethical requirements regarding independence, and to communicate with them all relationships and other matters that may reasonably be thought to bear on our independence, and where applicable, related safeguards.

From the matters communicated with those charged with governance, we determine those matters that were of most significance in the audit of the consolidated financial statements of the current period and are therefore the key audit matters. We describe these matters in our auditor's report unless law or regulation precludes public disclosure about the matter or when, in extremely rare circumstances, we determine that a matter should not be communicated in our report because the adverse consequences of doing so would reasonably be expected to outweigh the public interest benefits of such communication.

The engagement partner on the audit resulting in this independent auditor's report is Jennifer D. Ticlao.

SYCIP GORRES VELAYO & CO.

Jennifer D. Ticlao

Jennifer D. Ticlao

Partner

CPA Certificate No. 109616

Tax Identification No. 245-571-753

BOA/PRC Reg. No. 0001, April 16, 2024, valid until August 23, 2026

BIR Accreditation No. 08-001998-110-2023, September 12, 2023, valid until September 11, 2026

PTR No. 10465392, January 2, 2025, Makati City

April 14, 2025



**ORIENTAL PETROLEUM AND MINERALS CORPORATION
AND SUBSIDIARIES**

CONSOLIDATED STATEMENTS OF FINANCIAL POSITION
(In U.S. Dollars)

	December 31	
	2024	2023
ASSETS		
Current Assets		
Cash and cash equivalents (Notes 6 and 20)	\$22,914,117	\$17,186,715
Current portion of investment in debt securities (Notes 9 and 20)	5,041,886	6,028,758
Receivables (Notes 7 and 20)	582,520	625,164
Crude oil inventory (Note 8)	635,154	975,698
Other current assets	26,573	28,153
Total Current Assets	29,200,250	24,844,488
Noncurrent Assets		
Debt instruments at amortized cost, net of current portion (Notes 9 and 20)	30,201,848	30,789,587
Equity instruments at fair value through other comprehensive income (FVOCI) (Notes 9 and 20)	18,308,175	21,212,455
Property and equipment (Notes 8 and 10)	10,882,575	11,318,748
Net pension asset (Note 16)	1,082	—
Other noncurrent assets (Note 11)	1,708,174	1,664,305
Total Noncurrent Assets	61,101,854	64,985,095
	\$90,302,104	\$89,829,583
LIABILITIES AND EQUITY		
Current Liabilities		
Accounts and other payables (Notes 12 and 20)	\$954,076	\$856,009
Income tax payable	14,488	9,442
Total Current Liabilities	968,564	865,451
Noncurrent Liabilities		
Provision for plug and abandonment (Note 8)	1,123,055	1,085,812
Net pension liability (Note 16)	—	96,238
Deferred tax liabilities - net (Note 17)	1,098,235	997,139
Total Noncurrent Liabilities	2,221,290	2,179,189
Total Liabilities	3,189,854	3,044,640
Equity		
Capital stock (Note 13)	82,268,978	82,268,978
Subscriptions receivable (Note 13)	(277,710)	(277,710)
Capital in excess of par value (Note 13)	3,650,477	3,650,477
Retained earnings	5,647,252	5,675,865
Reserve for changes in value of equity instruments at fair value through other comprehensive income (Note 9)	(5,068,828)	(5,392,197)
Remeasurement gains on pension liability - net (Note 16)	225,267	149,291
Cumulative translation adjustment	666,814	710,239
Total Equity	87,112,250	86,784,943
	\$90,302,104	\$89,829,583

See accompanying Notes to Consolidated Financial Statements.



ORIENTAL PETROLEUM AND MINERALS CORPORATION AND SUBSIDIARIES

CONSOLIDATED STATEMENTS OF INCOME

(In U.S. Dollars)

	Years Ended December 31		
	2024	2023	2022
REVENUE FROM PETROLEUM OPERATIONS			
(Note 8)	\$3,106,984	\$3,020,421	\$3,614,375
COST OF PETROLEUM OPERATIONS			
Petroleum production costs (Notes 8 and 12)	2,295,545	1,946,240	1,634,386
Depletion, depreciation and amortization (Notes 8 and 10)	372,380	437,332	486,931
	2,667,925	2,383,572	2,121,317
GROSS INCOME	439,059	636,849	1,493,058
GENERAL AND ADMINISTRATIVE EXPENSES			
(Note 14)	745,386	816,260	692,074
OTHER INCOME			
Interest income (Notes 6 and 9)	3,036,857	2,643,153	2,013,773
Dividend income (Note 9)	1,197,348	1,509,977	1,735,227
Other income (charges) (Note 15)	(32,873)	(59,290)	(36,123)
	4,201,332	4,093,840	3,712,877
INCOME BEFORE INCOME TAX AND FOREIGN EXCHANGE GAIN OR LOSS	3,895,005	3,914,429	4,513,861
Foreign exchange gain (loss) - net	(1,574,905)	375,774	(3,399,246)
INCOME BEFORE INCOME TAX	2,320,100	4,290,203	1,114,615
PROVISION FOR (BENEFIT FROM) INCOME TAX			
(Note 17)			
Current	536,389	500,560	401,647
Deferred	94,554	(106,939)	(34,283)
	630,943	393,621	367,364
NET INCOME	\$1,689,157	\$3,896,582	\$747,251
Basic/Diluted Earnings Per Share (Note 18)	\$0.000008	\$0.000019	\$0.000004

See accompanying Notes to Consolidated Financial Statements.



**ORIENTAL PETROLEUM AND MINERALS CORPORATION
AND SUBSIDIARIES**
CONSOLIDATED STATEMENTS OF INCOME
(In U.S. Dollars)

	Years Ended December 31		
	2024	2023	2022
REVENUE FROM PETROLEUM OPERATIONS			
(Note 8)	\$3,106,984	\$3,020,421	\$3,614,375
COST OF PETROLEUM OPERATIONS			
Petroleum production costs (Notes 8 and 12)	2,295,545	1,946,240	1,634,386
Depletion, depreciation and amortization (Notes 8 and 10)	372,380	437,332	486,931
	2,667,925	2,383,572	2,121,317
GROSS INCOME	439,059	636,849	1,493,058
GENERAL AND ADMINISTRATIVE EXPENSES			
(Note 14)	745,386	816,260	692,074
OTHER INCOME			
Interest income (Notes 6 and 9)	3,036,857	2,643,153	2,013,773
Dividend income (Note 9)	1,197,348	1,509,977	1,735,227
Other income (charges) (Note 15)	(32,873)	(59,290)	(36,123)
	4,201,332	4,093,840	3,712,877
INCOME BEFORE INCOME TAX AND FOREIGN EXCHANGE GAIN OR LOSS	3,895,005	3,914,429	4,513,861
Foreign exchange gain (loss) - net	(1,574,905)	375,774	(3,399,246)
INCOME BEFORE INCOME TAX	2,320,100	4,290,203	1,114,615
PROVISION FOR (BENEFIT FROM) INCOME TAX			
(Note 17)			
Current	536,389	500,560	401,647
Deferred	94,554	(106,939)	(34,283)
	630,943	393,621	367,364
NET INCOME	\$1,689,157	\$3,896,582	\$747,251
Basic/Diluted Earnings Per Share (Note 18)	\$0.000008	\$0.000019	\$0.000004

See accompanying Notes to Consolidated Financial Statements.



**ORIENTAL PETROLEUM AND MINERALS CORPORATION
AND SUBSIDIARIES**
CONSOLIDATED STATEMENTS OF COMPREHENSIVE INCOME
(In U.S. Dollars)

	Years Ended December 31		
	2024	2023	2022
NET INCOME	\$1,689,157	\$3,896,582	\$747,251
OTHER COMPREHENSIVE INCOME (LOSS)			
<i>Item to be reclassified to profit or loss in subsequent periods</i>			
Changes in cumulative translation adjustment	(43,425)	(991)	10,482
<i>Items not to be reclassified to profit or loss in subsequent periods:</i>			
Movements in reserve for fluctuation in value of Equity instruments at fair value through other comprehensive income (Note 9)	323,369	(824,428)	(4,836,274)
Remeasurement gains (losses) on pension liability - net of tax (Note 16)	75,976	(18,941)	32,127
	355,920	(844,360)	(4,793,665)
TOTAL COMPREHENSIVE INCOME (LOSS)	\$2,045,077	\$3,052,222	(\$4,046,414)

See accompanying Notes to Consolidated Financial Statements.



ORIENTAL PETROLEUM AND MINERALS CORPORATION AND SUBSIDIARIES
CONSOLIDATED STATEMENTS OF CHANGES IN EQUITY
(In U.S. Dollars)

	Capital Stock (Note 13)	Subscriptions Receivable (Note 13)	Capital in Excess of Par Value (Note 13)	Retained Earnings (Note 9)	Reserve for Changes in Value of Equity Instruments at FVOCI (Note 9)	Remeasurement Gains (Losses) on Pension Liability - Net (Note 16)	Cumulative Translation Adjustment	Total
For the Year Ended December 31, 2024								
Balances as at January 1, 2024	\$82,268,978	(\$277,710)	\$3,650,477	\$5,675,865	(\$5,392,197)	\$149,291	\$710,239	\$86,784,943
Net income	—	—	—	1,689,157	—	—	—	1,689,157
Other comprehensive income (loss)	—	—	—	—	323,369	75,976	(43,425)	355,970
Total comprehensive income (loss)	—	—	—	1,689,157	323,369	75,976	(43,425)	2,045,077
Cash dividends (Note 13)	—	—	—	(1,717,770)	—	—	—	(1,717,770)
Balances as at December 31, 2024	\$82,268,978	(\$277,710)	\$3,650,477	\$5,647,252	(\$5,068,828)	\$225,267	\$666,814	\$87,112,250
For the Year Ended December 31, 2023								
Balances as at January 1, 2023	\$82,268,978	(\$277,710)	\$3,650,477	\$3,573,359	(\$4,567,769)	\$168,232	\$711,230	\$85,526,797
Net income	—	—	—	3,896,582	—	—	—	3,896,582
Other comprehensive income (loss)	—	—	—	—	(824,428)	(18,941)	(991)	(844,369)
Total comprehensive income (loss)	—	—	—	3,896,582	(824,428)	(18,941)	(991)	3,052,222
Cash dividends (Note 13)	—	—	—	(1,794,076)	—	—	—	(1,794,076)
Balances as at December 31, 2023	\$82,268,978	(\$277,710)	\$3,650,477	\$5,675,865	(\$5,392,197)	\$149,291	\$710,239	\$86,784,943
For the Year Ended December 31, 2022								
Balances as at January 1, 2022	\$82,268,978	(\$277,710)	\$3,650,477	\$4,661,509	\$268,505	\$136,105	\$700,748	\$91,408,612
Net income	—	—	—	747,251	—	—	—	747,251
Other comprehensive income (loss)	—	—	—	—	(4,836,274)	32,127	10,482	(4,793,665)
Total comprehensive income (loss)	—	—	—	747,251	(4,836,274)	32,127	10,482	(4,046,344)
Cash dividends (Note 13)	—	—	—	(1,835,401)	—	—	—	(1,835,401)
Balances as at December 31, 2022	\$82,268,978	(\$277,710)	\$3,650,477	\$3,573,359	(\$4,567,769)	\$168,232	\$711,230	\$85,526,797

See accompanying Notes to Consolidated Financial Statements.

ORIENTAL PETROLEUM AND MINERALS CORPORATION AND SUBSIDIARIES

CONSOLIDATED STATEMENTS OF CASH FLOWS (In U.S. Dollars)

	Years Ended December 31		
	2024	2023	2022
CASH FLOWS FROM OPERATING ACTIVITIES			
Income before income tax	\$2,320,100	\$4,290,203	\$1,114,615
Adjustments for:			
Unrealized foreign exchange losses (gains) - net	1,571,928	(372,888)	3,326,627
Interest income (Notes 6 and 9)	(3,036,857)	(2,643,153)	(2,013,773)
Dividend income (Note 9)	(1,197,348)	(1,509,977)	(1,735,227)
Depletion, depreciation and amortization expenses (Notes 8 and 10)	372,380	437,332	486,931
Pension expense (Note 16)	45,885	37,995	53,625
Accretion of interest expense (Note 15)	37,243	59,290	36,123
Operating income before working capital changes	113,331	298,802	1,268,921
Changes in operating assets and liabilities:			
Decrease (increase) in:			
Receivables	(6,542)	1,375	1,221,754
Crude oil inventory	340,544	(63,880)	(599,724)
Other current assets	1,580	577	(19,061)
Decommissioning fund asset	(34,516)	(32,924)	—
Increase (decrease) in:			
Accounts and other payables	249	(32)	23,506
Cash flows generated from operations	414,646	203,918	1,895,396
Payment of retirement contribution	—	—	(562,198)
Income tax paid	(531,343)	(488,611)	(401,349)
Net cash flows generated from (used in) operating activities	(116,697)	(284,693)	931,849
CASH FLOWS FROM INVESTING ACTIVITIES			
Dividends received	1,201,966	1,375,372	1,835,077
Interest received	3,081,425	2,543,121	1,978,515
Proceeds from redemption/sale/maturity of:			
Equity instruments at fair value through other comprehensive income (Note 9)	6,816,795	5,779,750	1,779,867
Debt instruments at amortized cost (Note 9)	5,764,698	—	3,817,814
Acquisitions of/additions to:			
Debt instruments at amortized cost (Note 9)	(5,527,690)	(5,913,342)	(6,455,193)
Equity instruments at fair value through other comprehensive income (Note 9)	(3,589,146)	(1,199,845)	(1,291,240)
Deferred exploration costs (Note 11)	(9,353)	(1,207)	(73,343)
Property and equipment (Notes 8 and 10)	(2,628)	—	(126,024)
Net cash flows provided by investing activities	7,736,067	2,583,849	1,465,473
CASH FLOWS FROM A FINANCING ACTIVITY			
Payment of cash dividends	(1,619,952)	(1,552,379)	(1,741,674)
NET INCREASE IN CASH AND CASH EQUIVALENTS	5,999,418	746,777	655,288
EFFECT OF EXCHANGE RATE CHANGES ON CASH AND CASH EQUIVALENTS	(272,016)	68,916	(285,376)
CASH AND CASH EQUIVALENTS AT BEGINNING OF YEAR	17,186,715	16,371,022	16,001,110
CASH AND CASH EQUIVALENTS AT END OF YEAR (Note 6)	\$22,914,117	\$17,186,715	\$16,371,022

See accompanying Notes to Consolidated Financial Statements.



11

DIRECTORY OF OFFICIALS

OFFICIALS:

JAMES L. GO

Chairman & Chief Executive Officer

ROBERT G. COYIUTO, JR.

President & Chief Operating Officer

ALDRICH T. JAVELLANA

Finance Adviser

MA. RIANA C. INFANTE

Chief Financial, Compliance and Investor's
Relation Officer

VICENTE O. CAOILE, JR.

Corporate Secretary & Corporate Information
Officer

PERRY L. PE

Assistant Corporate Secretary

ROY RONALD C. LUIS

Vice President, Operations

TEODORA N. SANTIAGO

Treasurer

AUDITORS:

SyCip, Gorres, Velayo & Co.

LEGAL COUNSEL:


Romulo, Mabanta, Buenaventura, Sayoc and
Delos Angeles Law Office

TRANSFER AGENT:

BDO Unibank, Inc.

CORPORATE OFFICE:

34th Floor, Robinsons Equitable Tower ADB
Avenue corner Poveda Street Ortigas Center,
Pasig City, Philippines
Telephone : (632) 8240-8801 / 8633-7631 to 40
Fax : (632) 8395-2586
Email : orientalpetroleum@opmc.com.ph



All Galoc photos courtesy of NPG Pty. Ltd

COVER SHEET

for
AUDITED FINANCIAL STATEMENTS

4	0	0	5	8					
---	---	---	---	---	--	--	--	--	--

COMPANY NAME

O	R	I	E	N	T	A	L		P	E	T	R	O	L	E	U	M		A	N	D									
M	I	N	E	R	A	L	S		C	O	R	P	O	R	A	T	I	O	N		A	N	D							
S	U	B	S	I	D	I	A	R	I	E	S																			

PRINCIPAL OFFICE (No. / Street / Barangay / City / Town / Province)

3	4	t	h		F	l	o	o	r	,		R	o	b	i	n	s	o	n	s		E	q	u	i	t	a	b	l
e		T	o	w	e	r	,		A	D	B		A	v	e	n	u	e	,		c	o	r	n	e	r		P	o
v	e	d	a		S	t	r	e	e	t	,		O	r	t	i	g	a	s		C	e	n	t	e	r	,		P
a	s	i	g		C	i	t	y																					

Form Type

A	A	F	S
---	---	---	---

Department requiring the report

C	R	M	D
---	---	---	---

Secondary License Type, If Applicable

N	/	A	
---	---	---	--

COMPANY INFORMATION

Company's Email Address orientalpetroleum@opmc.com.ph	Company's Telephone Number 8633-7631	Mobile Number 09682296260
No. of Stockholders 11,501	Annual Meeting (Month / Day) 6/4/2025	Fiscal Year (Month / Day) 12/31

CONTACT PERSON INFORMATION

The designated contact person **MUST** be an Officer of the Corporation

Name of Contact Person Ma. Riana Caratay-Infante	Email Address Riana.Caratay@urc.com.ph	Telephone Number/s 8633-7631	Mobile Number N/A
--	--	--	-----------------------------

CONTACT PERSON'S ADDRESS

**34th Floor, Robinsons Equitable Tower, ADB Avenue, corner Poveda Street,
Ortigas Center, Pasig City**

NOTE 1: In case of death, resignation or cessation of office of the officer designated as contact person, such incident shall be reported to the Commission within thirty (30) calendar days from the occurrence thereof with information and complete contact details of the new contact person designated.

2: All Boxes must be properly and completely filled-up. Failure to do so shall cause the delay in updating the corporation's records with the Commission and/or non-receipt of Notice of Deficiencies. Further, non-receipt of Notice of Deficiencies shall not excuse the corporation from liability for its deficiencies.





SECURITIES AND EXCHANGE COMMISSION

THE SEC HEADQUARTERS 7907 Makati Avenue, Salcedo Village, Bel-Air, Makati City
1209 Trunk Line No:02-5322-7696 Email Us:www.sec.gov.ph/imessagemo@sec.gov.ph



The following document has been received:

Receiving: RICHMOND CARLOS AGTARAP

Receipt Date and Time: April 16, 2025 02:17:25 PM

Company Information

SEC Registration No.: 0000040058

Company Name: ORIENTAL PETROLEUM AND MINERALS CORP.

Industry Classification: C11919

Company Type: Stock Corporation

Document Information

Document ID: OST10416202583179152

Document Type: ANNUAL_REPORT

Document Code: SEC_Form_17-A

Period Covered: December 31, 2024

Submission Type: Original Filing

Remarks: WITH FS-C AND FS-P

Acceptance of this document is subject to review of forms and contents

SECURITIES AND EXCHANGE COMMISSION

SEC FORM 17-A

ANNUAL REPORT PURSUANT TO SECTION 17
OF THE SECURITIES REGULATION CODE AND SECTION 141
OF THE CORPORATION CODE OF THE PHILIPPINES

1. For the fiscal year ended **December 31, 2024**
2. Commission identification number **40058**
3. BIR Tax Identification No. **000-483-747-000**
4. **ORIENTAL PETROLEUM AND MINERALS CORPORATION**
Exact name of issuer as specified in its charter
5. **Manila, Philippines**
Province, country or other jurisdiction of incorporation or organization
6. Industry Classification Code: [] (SEC Use Only)
7. **34th Floor, Robinsons Equitable Tower**
ADB Avenue, Ortigas Center Pasig City **1600**
Address of issuer's principal office Postal Code
8. **(632) 8633-7631**
Issuer's telephone number, including area code
9. **Not Applicable**

Former name, former address and formal fiscal year, if changed since last report
10. Securities registered pursuant to Sections 8 and 12 of the Code, or Sections 4 and 8 of the RSA

Title of each Class	Number of shares of common stock outstanding
Common Stock, P0.01 par value	200 Billion

11. Are any or all of the securities listed on a Stock Exchange?

Yes [☒] No [☐]

If yes, state the name of such Stock Exchange and the class/es of securities listed therein:

Philippine Stock Exchange	Class A and B
---------------------------	---------------

12. Indicate by check mark whether the registrant:

- (a) Has filed reports required to be filed by Section 17 of the Code and SRC Rule 17 thereunder or Sections 11 of the RSA and RSA Rule 11(a)-1 thereunder, and Sections 26 and 141 of the Corporation Code of the Philippines, during the preceding twelve (12) months (or for such shorter period the registrant was required to file such reports)

Yes [**x**] No []

- (b) Has been subject to such filing requirements for the past ninety (90) days

Yes [**x**] No []

13. State the aggregate market value of the voting stock held by non-affiliates of the registrant.

The aggregate market value of the voting stock held by non-affiliates is **₱914,718,182.**

TABLE OF CONTENTS

Page No.

PART I - BUSINESS AND GENERAL INFORMATION

Item 1	Business	1
Item 2	Properties	3
Item 3	Legal Proceedings	3
Item 4	Submission of Matters to a Vote of Security Holders	3

PART II - OPERATIONAL AND FINANCIAL INFORMATION

Item 5	Company's Common Equity, Market Price, Dividends and Related Stockholder Matters	4
Item 6	Management's Discussion and Analysis of Operating Performance and Financial Condition or Plan of Operation	6
Item 7	Consolidated Financial Statements	14
Item 8	Information on Independent Accountant and Other Related Matters	14

PART III - CONTROL AND COMPENSATION INFORMATION

Item 9	Directors and Executive Officers of the Company	15
Item 10	Compensation of Directors and Executive Officers	20
Item 11	Security Ownership of Certain Record and Beneficial Owners and Management	21
Item 12	Certain Relationships and Related Transactions	23

PART IV - CORPORATE GOVERNANCE

Item 13	Corporate Governance	23
Item 14	Sustainability Report	24

PART V - EXHIBITS AND SCHEDULES

Item 15	Exhibits and Reports on SEC Form 17-C	24
---------	---------------------------------------	----

SIGNATURES	25
-------------------	----

INDEX TO FINANCIAL STATEMENTS AND SUPPLEMENTARY SCHEDULES	26
--	----

PART I - BUSINESS AND GENERAL INFORMATION

Item 1. Description of Business

Oriental Petroleum and Minerals Corporation (OPMC) is a Philippine corporation incorporated on December 22, 1969 with the purpose of exploring, developing and producing petroleum and mineral resources in the Philippines. As an exploration company, OPMC's operational activities depend principally on its Service Contracts with the government.

The Company, together with other oil exploration companies (collectively referred to as "a or the Contractor"), entered into a Service Contract (SC) with the Philippine Government, through the Department of Energy (DOE), for the exploration, development and exploitation of certain contract areas situated in offshore Palawan where oil discoveries were made.

The Company's petroleum revenues and production and related expenses are derived from SC 14 Contract Area. SC 14 is composed of four Blocks, Block - A (Nido), Block - B (Matinloc), Block - C (Galoc & West Linapacan) and Block - D (designated as the Retention Area). West Linapacan and Block - D are the non-producing areas. West Linapacan is currently under evaluation for re-activation after it was shut-in in 1995 due to water intrusion.

After reaching its economic limits, production in the Nido and Matinloc oilfields was terminated permanently in March 2019 and seven production wells in Nido (3 out of 5), Matinloc (3), and North Matinloc (1) were successfully plugged and abandoned in May 2019. The plug and abandonment of the two remaining wells in Nido oilfield was completed in 2020.

In February 2021, SC 14 - A Nido, B/B1 Matinloc, and D Retention Block were relinquished to the DOE. By the end of December 31, 2021, the Nido-AP/AW, Nido-BW and Matinloc platforms have been turned over to the DOE after the production wells have been plugged and abandoned, and the processing equipment and wellheads removed.

Sale of Crude Oil Data for 2024 and 2023

Area	Volume (in bbls.)		Average Selling Price (in US\$/bbl.)	
	2024	2023	2024	2023
Galoc	498,168	475,183	79.05	80.47

Production from Galoc were sold and delivered to various customers. Sale is effected through physical transfer/delivery of crude oil from offshore production site storage and processing ship to oil tanker of the buyer.

SCs and Geophysical Survey and Exploration Contracts (GSECs) are the principal properties of the Company and owned by the State.

The contractors are bound to comply in the work obligations provided in the contract with the DOE. They should provide at their own risk the financing, technology and services needed in the performance of their obligations. Failure to comply with their work obligations means that they should pay the government the amount they should have spent had they pushed through with their undertaking. Operating agreement among the participating companies governs their rights and obligations under the contract.

For the year ended December 31, 2024, the Company recorded total revenue from petroleum operations of US\$3.11 million from US\$3.02 million in 2023 from its share in the

Galoc operation. The slight increase in petroleum revenue was mainly due to the slightly higher volume of crude oil delivered, in view of the timing difference in shipment.

Employees

As of December 31, 2024, OPMC has sixteen (16) employees – eleven (11) executives, and five (5) rank and file personnel. The Company is not expecting any change in the number of employees it presently employs. The Company has not entered into any Collective Bargaining Agreements (CBA).

Risks

It is a common knowledge in the industry that the major risk involved in the business of oil exploration, such as OPMC, is in the success of exploration ventures. The ratio of successful exploration is estimated to be 1 out of every 400 wells explored. The Company together with its partners in the various SCs, conduct technical studies and evaluation of the areas believed to have oil reserves.

Another risk identified is when there is a decline in volume of oil and/or in oil price. The decline in production volume is a result of natural decline in the oil reserve while the decline in oil price is due to oversupply of oil in the common market. These risks are common for the industry the Company operates in.

Another risk involved in the business of oil exploration and production is the risk that accidents may occur during operations. The Company together with its partners in various SCs, continue to take precautionary measures to mitigate accidents, like oil spill. Platform personnel regularly attend safety trainings and seminars. Likewise, platforms are supplied with equipment like oil spill boom, in case oil spill happens. The Consortia, in which the Company is part of, maintain sufficient funds to cover emergencies and accidents, apart from the insurance coverage of each operation/platform.

The Company organized three (3) wholly-owned subsidiaries:

a) ORIENTAL MAHOGANY WOODWORKS, INC. (OMWI)

The Company was incorporated and started commercial operations on May 2, 1988 with the principal objective of supplying overseas manufacturers, importers and designers with high quality furniture. On March 31, 1994, the Board of Directors approved the cessation of the Company's manufacturing operations effective May 1, 1994 due to continued operating losses. The management has no definite future plans for the Company's operations.

b) LINAPACAN OIL GAS AND POWER CORPORATION (LOGPOCOR)

The Company was incorporated on January 19, 1993 to engage in energy project and carry on and conduct the business relative to the exploration, extraction, production, transporting, marketing, utilization, conservation, stockpiling of any forms of energy products and resources. OPMC continues to recognize revenues arising from the operations of the assigned working interest. However, all related capitalizable expenses on such working interest continue to be capitalized to the Company's assigned costs of such working interest. On the other hand, depletion of such costs is transferred to OPMC and shown as a reduction of the assigned costs.

c) ORIENTAL LAND CORPORATION (OLC)

The Company was incorporated on February 24, 1989 as realty arm of OPMC. It has remained dormant since incorporation.

Item 2. Properties

The principal properties of the Company consist of petroleum exploration areas in the Philippines, onshore and offshore.

Listed below are OPMC's exploration undertakings through a consortium effort with the DOE as of December 31, 2024.

CONTRACT	LOCATION	Expiration Date	OPMC Share (%)
SC 14C1 (Galoc)	NW Palawan	December 17, 2025	7.78505
SC 14C2 (West Linapacan)	NW Palawan	December 17, 2025	30.288

Development and Production Petroleum Service Contract (DPPSC)

On January 5, 2024, the Service Contract 6 and 6B (Bonita and Cadlao) Joint Venture Parties, through Nido Petroleum Philippines Pty. Ltd. (Operator), submitted a Letter of Intent with the Department of Energy (DOE) to apply for a DPPSC under DOE Circular 2023-12-0033 entitled "Guidelines on the Awarding of Petroleum Service Contracts for Development and Production." Section 4.2 of the said Circular provides that, "An Operator of a PSC with producible petroleum reserves that would last beyond the Operator's remaining production term, as validated by the DOE, shall have the option to apply for a DPPSC through direct negotiation with the DOE, provided, that the application be made prior to the expiration of the remaining production term."

On January 25, 2024, the SC6 and 6B Joint Venture Parties, through its Operator, submitted the pertinent financial, technical and legal documents required under DPPSC. The SC 6B Cadlao Block has reached its 50-year contract limit and expired last February 28, 2024. OPMC held a participating interest of 4.9092% in SC6 and 6B Cadlao and Bonita Block.

On May 30, 2024, the SC6B Consortium, through its Operator, received a letter from the DOE that the Consortium is legally, financially and technically qualified to enter into a DPPSC. The DOE and the Consortium have finished negotiating the DPPSC's terms and conditions. As of audit report date, the Cadlao DPPSC is currently in its final stage of review and evaluation.

On March 26, 2025, the Consortium, through its Operator, NPG Pty Ltd, submitted a Letter of Intent to apply for a DPPSC for the Galoc oilfield under the DOE Department Circular 2023-12-0033. The Consortium already submitted the necessary documents for the application for a DPPSC. SC 14C1 will expire on December 17, 2025. As of audit report date, the application of the renewal of SC 14C1 is in progress.

Item 3. Legal Proceedings

As of December 31, 2024, there are no pending material legal proceedings to which the Company is a party.

Item 4. Submission of Matters to a Vote of Security Holders

There were no matters submitted to a vote of security holders during the fourth quarter of the year covered by this report.

PART II – OPERATIONAL AND FINANCIAL INFORMATION**Item 5. Company's Common Equity, Market Price, Dividends and Related Stockholder Matters*****Principal Market or Markets where the Issuer's Common Equity is Traded***

The common stock of the Company is listed and traded at the Philippine Stock Exchange. The high and low prices for each quarter within the last two fiscal years are as follows:

STOCK PRICES (in pesos)	CLASS A		CLASS B	
	High	Low	High	Low
2024				
First Quarter	0.0097	0.0078	0.0092	0.0076
Second Quarter	0.0093	0.0080	0.0092	0.0082
Third Quarter	0.0086	0.0070	0.0085	0.0068
Fourth Quarter	0.0088	0.0067	0.0087	0.0067
2023				
First Quarter	0.0120	0.0100	0.0120	0.0100
Second Quarter	0.0110	0.0092	0.0110	0.0093
Third Quarter	0.0110	0.0076	0.0099	0.0077
Fourth Quarter	0.0088	0.0073	0.0089	0.0081
2022				
First Quarter	0.0130	0.0100	0.0140	0.0100
Second Quarter	0.0120	0.0100	0.0130	0.0110
Third Quarter	0.0120	0.0100	0.0130	0.0100
Fourth Quarter	0.0120	0.0098	0.0120	0.0100

VOLUME (in billion shares)	CLASS A	CLASS B
2024		
First Quarter	0.695	0.080
Second Quarter	0.944	0.105
Third Quarter	1.033	0.331
Fourth Quarter	1.253	0.324
2023		
First Quarter	0.780	0.118
Second Quarter	0.829	0.746
Third Quarter	2.000	0.056
Fourth Quarter	0.474	0.122
2022		
First Quarter	4.192	1.962
Second Quarter	0.996	0.184
Third Quarter	1.597	0.778
Fourth Quarter	1.579	0.203

As of December 31, 2024, there are approximately **11,501** stockholders both for Class "A" and "B" shares. The closing stock price of the Company's shares as of March 31, 2025 is PhP0.0073 for Class A and PhP0.0074 for Class B.

List of Top 20 Stockholders as of December 31, 2024

	Name of Stockholders	No. of Common Shares Held	% to Total Outstanding (Common)
1.	PCD NOMINEE CORPORATION	94,226,717,804	47.11
2.	JG SUMMIT CAPITAL SERVICES CORP.	37,051,952,896	18.53
3.	R. COYIUTO SECURITIES, INC.	21,611,641,422	10.81
4.	PRUDENTIAL GUARANTEE & ASSURANCE, INC.	12,892,285,272	6.45
5.	JAMES L. GO	2,511,000,001	1.26
6.	J.G. SUMMIT HOLDINGS, INC.	1,756,248,841	0.88
7.	PCD NOMINEE CORPORATION (NON-FILIPINO)	1,314,162,007	0.66
8.	F & J PRINCE HOLDINGS CORP.	1,260,888,642	0.63
9.	PAULINO G. PE	935,000,000	0.47
10.	DAVID GO SECURITIES CORP.	698,083,201	0.35
11.	MARGARET S. CHUA CHIACO	663,400,000	0.33
12.	TIONG KENG CHING	622,512,998	0.31
13.	ROBERT COYIUTO, JR.	565,664,986	0.28
14.	JAMES UY, INC.	471,843,600	0.24
15.	ERNESSON S. CHUA CHIACO	441,600,000	0.22
16.	GENEVIEVE S. CHUA CHIACO	441,600,000	0.22
17.	MANUEL S. CHILIP	360,842,316	0.18
18.	CONSTANTINE TANCHAN	333,025,609	0.17
	ERNESTO CHUA CHIACO &/OR		
19.	MARGARET S. CHUA CHIACO	299,000,000	0.15
20.	SANTIAGO TANCHAN III	298,546,547	0.15
		178,756,016,142	89.40
	OTHERS	21,243,983,858	10.60
	TOTAL	200,000,000,000	100.00

Cash Dividends per Share

The following are the dividends declared on the Company's common shares:

Cash Dividend per share	Declaration Date	Record Date	Payment Date
\$0.00001 or PhP0.0005	May 24, 2024	June 21, 2024	July 12, 2024
\$0.00001 or PhP0.0005	June 28, 2023	July 27, 2023	August 18, 2023
\$0.00001 or PhP0.0005	June 23, 2022	July 22, 2022	August 16, 2022
\$0.00001 or PhP0.0005	June 29, 2021	July 28, 2021	August 20, 2021
\$0.00001 or PhP0.0005	June 25, 2020	July 24, 2020	August 18, 2020
\$0.00001 or PhP0.0005	June 27, 2019	July 26, 2019	August 20, 2019

Recent Sales of Unregistered Securities

Not applicable. There are no recent sales of unregistered or exempt securities including recent issuance of securities constituting an exempt transaction. All shares of the Company are listed on the Philippine Stock Exchange.

Description of Registrant's Securities

Common Stock - all shares of stock of the Company enjoy the same rights and privileges, except that Class A shares shall be issued solely to Filipino citizens, whereas Class B shares can be issued to Filipino citizens or foreigners.

Item 6. Management's Discussion and Analysis or Plan of Operations

The following discussion and analysis should be read in conjunction with the accompanying consolidated financial statements and notes thereto as of and for the years ended December 31, 2024, 2023 and 2022, which form part of this Report.

The Company does not expect any significant change in the number of its employees for the next twelve (12) months.

Results of Operations

For the Years Ended December 31, 2024 vs. 2023

Revenue from petroleum operations in 2024, which amounted to US\$3.11 million, slightly increased by 3% from US\$3.02 million in 2023. Galoc field's sale of crude oil volume for 2024 was 498,168 barrels which was slightly higher than the total sale of 475,183 barrels in 2023, which was mainly due to timing difference in shipment. Meanwhile, average price per barrel sold slightly decreased to US\$79.05 in 2024 as compared to US\$80.47 in 2023.

Petroleum production costs totaled US\$2.30 million and US\$1.95 million in 2024 and 2023, respectively. These production costs mainly include floating, production, storage and offloading (FPSO) charges, field/platform operation costs, management and technical fees,

helicopter services, insurance expenses, marketing fees, repairs and maintenance and other general and administrative expenses of the Galoc consortium. These also include the cost of beginning inventory, net of ending.

Depletion and depreciation totaled US\$0.37 million, which slightly decreased from US\$0.44 million in 2023 due to lower volume of crude oil production. The estimated remaining proved and probable oil reserves totaled 0.40 million and 0.89 million barrels for Galoc oil field as of December 31, 2024 and 2023, respectively.

The Group has a foreign exchange (FX) exposure associated with fluctuations in the value of the Philippine Peso against the U.S. Dollar. The unfavorable closing rate of the peso from PhP55.57 to a dollar in December 2023 to PhP58.01 to a dollar in December 2024 resulted in a FX loss of around US\$1.57 million in 2024. Meanwhile, the appreciation of the peso from PhP56.12 to a dollar in December 2022 to PhP55.57 to a dollar in December 2023 resulted in a FX gain of US\$0.38 million in 2023. The FX exposure mainly resulted to the translated peso-denominated monetary assets and liabilities.

Interest and dividend income held steady at US\$4.23 million in 2024 from US\$4.15 million in 2023. This comprised of dividend received from investment in equity instruments at fair value through other comprehensive income and interest received from debt instruments at amortized cost and money market placements.

For the Years Ended December 31, 2023 vs. 2022

Revenue from petroleum operations in 2023, which amounted to US\$3.02 million, decreased by 16% from US\$3.61 million in 2022. The decrease in crude oil prices mainly led to the decrease in petroleum revenue. Average price per barrel decreased to US\$80.47 in 2023 as compared to US\$95.34 in 2022. The drop in oil prices were affected by the slow demand growth brought by inflation, interest rate hikes, and significant increase in global supply from US, Guyana and Brazil. This was despite threats of supply disruptions brought by the Ukraine- Russia War, Israel- Hamas conflict and multiple supply cuts from the OPEC+.

Petroleum production costs totaled US\$1.95 million and US\$1.63 million in 2023 and 2022, respectively. These production costs mainly include floating, production, storage and offloading (FPSO) charges, field/platform operation costs, management and technical fees, helicopter services, insurance expenses, marketing fees, repairs and maintenance and other general and administrative expenses of the Galoc consortium.

Depletion, depreciation and amortization totaled US\$0.44 million, which slightly decreased from US\$0.49 million in 2022 due to lower volume of crude oil production. The estimated remaining proved and probable oil reserves totaled 0.89 million and 1.43 million barrels for Galoc oil field as of December 31, 2023 and 2022, respectively.

The Group has a foreign exchange (FX) exposure associated with fluctuations in the value of the Philippine Peso against the U.S. Dollar. The favorable closing rate of the peso from PhP56.12 to a dollar in December 2022 to PhP55.57 to a dollar in December 2023 resulted in a FX gain of around US\$0.38 million in 2023. Meanwhile, the depreciation of the peso from PhP50.77 to a dollar in December 2021 to PhP56.12 to a dollar in December 2022 resulted in a FX loss of US\$3.40 million in 2022. The FX exposure mainly resulted to the translated peso-denominated monetary assets and liabilities.

Interest and dividend income reached US\$4.15 million in 2023 from US\$3.75 million in 2022 mainly due to higher interest rates on peso and dollar placements ranging from

3.40% p.a. to 6.38% p.a. during 2023 as against same period last year of 0.10% p.a. to 5.50% p.a. This comprised of interest received from investment in equity instruments at fair value through other comprehensive income, debt instruments at amortized cost and money market placements.

For the Years Ended December 31, 2022 vs. 2021

Revenue from petroleum operations in 2022, which amounted to US\$3.61 million, increased by 3% from US\$3.51 million in 2021. The upswing in crude oil prices mainly led to the increase in petroleum revenue. Average price per barrel increased to US\$95.34 in 2022 as compared to US\$69.51 in 2021. The surge in oil price was brought by recovering global demand.

Petroleum production costs totaled US\$1.63 million and US\$2.26 million in 2022 and 2021, respectively. Bulk of the decrease in cost of petroleum operations is the cost of petroleum inventories charged against the expense, which amounted to US\$0.60 million and US\$0.12 million in 2022 and 2021, respectively. These production costs mainly include floating, production, storage and offloading (FPSO) charges, field/platform operation costs, management and technical fees, helicopter services, insurance expenses, marketing fees, repairs and maintenance and other general and administrative expenses of the consortia.

Depletion, depreciation and amortization totaled US\$0.49 million, which slightly decreased from US\$0.73 million in 2021 due to lower volume of crude oil production. The estimated remaining proved and probable oil reserves totaled 1.43 million and 2.06 million barrels for Galoc oil field as of December 31, 2022 and 2021, respectively.

The Group has a foreign exchange (FX) exposure associated with fluctuations in the value of the Philippine Peso against the U.S. Dollar. The FX loss of US\$3.40 million in 2022 from FX loss of US\$1.89 million in 2021 was mainly driven by the depreciation or unfavorable movement of Philippine Peso against U.S. Dollar in respect mainly to translated peso-denominated monetary assets and liabilities.

Interest, dividend and other income reached US\$3.75 million in 2022 from US\$3.68 million in 2021. This comprised of interest received from investment in equity instruments at fair value through other comprehensive income, debt instruments at amortized cost and money market placements.

Financial Position

As at December 31, 2024 vs. 2023

The Company's consolidated assets at the end of 2024, which amounted to US\$90.30 million, was slightly higher by US\$0.47 million compared to US\$89.83 million as at December 31, 2023 mainly due to cash and cash equivalents of US\$22.91 million, which increased from US\$17.19 million as of the end of 2023. The increase was due to net receipts from Galoc petroleum operations and investment income.

The increase in cash and cash equivalents was partly offset by the decrease in the following accounts:

- Inventory of US\$0.64 million was lower compared to US\$0.98 million in 2023

- Equity instruments at fair value through other comprehensive income amounted to US\$18.31 million, lower than last year's US\$21.21 million due to the redemption of called preferred shares by the issuing company.
- Debt instruments at amortized cost totaled US\$35.24 million, 4% lower than last year's US\$36.82 million due to redemption of matured bonds, offset by the acquisition of additional investments made during the year, and conversion of these peso-denominated bonds at closing rate at the year ended.
- Consolidated property and equipment amounted to US\$10.88 million, slightly lower as compared to last year's US\$11.32 million due to continuous depletion and depreciation charges.

Accounts and other payables of US\$0.95 million was higher compared to US\$0.87 million mainly due to outstanding payable from dividend declaration.

Reserve for changes in value of equity instruments at fair value through other comprehensive income account had negative reserve of US\$5.07 million due to changes in market value of investments in listed preferred shares, adjusted by closing foreign exchange rate at the end of the reporting period.

As at December 31, 2023 vs. 2022

The Company's consolidated assets at the end of 2023, which amounted to US\$89.83 million, was slightly higher by 2% or US\$1.52 million compared to US\$88.31 million as at December 31, 2022 due to the following movements:

- Cash and cash equivalents of US\$17.19 million as of this reporting period slightly increased from US\$16.37 million as of the end of 2022. The increase was due to receipts from petroleum operations and investment income, offset by acquisition of additional investments in bonds and equities, classified as debt instruments at amortized cost and equity instruments at fair value through other comprehensive income.
- Receivables of US\$0.63 million was higher compared to US\$0.39 million in 2022 mainly due to awaiting collection of income from dividends.
- Debt instruments at amortized cost totaled US\$36.82 million, 20% higher than last year's US\$30.61 million due to acquisition of additional investments in bonds made during the year.

The above-mentioned increase in assets was partly offset by the decrease in the following accounts:

- Equity instruments at fair value through other comprehensive income amounted to US\$21.21 million, lower than last year's US\$26.62 million due to the redemption of preferred shares by the issuing company, offset by the acquisition of additional investments in equities made during the year.
- Consolidated property and equipment amounted to US\$11.32 million, slightly lower as compared to last year's US\$11.75 million due to continuous depletion and depreciation charges.

Accounts and other payables of US\$0.87 million was higher compared to US\$0.62 million due to outstanding payable from dividend declaration.

Pension liability increased to US\$0.10 million from US\$0.03 million due to pension expense recognized during the year. In 2022, the Company made contributions to the retirement fund asset.

Reserve for changes in value of equity instruments at fair value through other comprehensive income account had further negative reserve of US\$5.39 million due to changes in market value of investments in listed preferred shares, adjusted by closing foreign exchange rate at the end of the reporting period.

As at December 31, 2022 vs. 2021

The Company's consolidated assets at the end of 2022, which amounted to US\$88.31 million, is 7% lower than last year's US\$94.79 million due to the following movements:

- Equity instruments at fair value through other comprehensive income amounted to US\$26.62 million, lower than last year's US\$31.94 million attributable to the changes in the market value of investments and foreign currency rates.
- Debt instruments at amortized cost totaled US\$30.61 million at the end of 2022, lower than last year's US\$31.15 million due to revaluation of these peso denominated bonds at closing rate at the year ended, partially offset by additional acquisitions of investments in bonds made during the year.
- Consolidated property and equipment for the year 2022 amounted to US\$11.75 million, lower as compared to last year's US\$12.18 million mainly due to depletion and depreciation expenses.

The above-mentioned reductions in assets were partly offset by the increase in the following:

- Cash and cash equivalents slightly increased to US\$16.37 million at the end of 2022 compared from US\$16.00 million in 2021 due to receipts from petroleum operations and investments income, offset by acquisition of bonds and contributions made to the retirement fund asset.
- Crude oil inventory of US\$0.91 million increased from US\$0.31 million in 2021. This represents the share in the crude oil already produced and in storage but has yet to be delivered to the customers. The increase was due to higher crude oil volume in tank and storage and average crude oil prices of US\$87 per barrel in 2022 against US\$73 per barrel in 2021.

Accounts and other payables at the end of the year amounted to US\$0.62 million, higher than last year's US\$0.56 million mainly due to outstanding payable from dividend declaration.

Pension liability decreased to US\$0.03 million from US\$0.64 million due to contributions made to the retirement fund asset.

Reserve for changes in value of equity instruments at fair value through other comprehensive income account decreased by US\$4.84 million due to the decrease in market value of investments in preferred shares, adjusted by closing foreign exchange rate at the year ended.

The causes for material changes of December 31, 2024 figures as compared to December 31, 2023 figures of the following accounts are:

Accounts	December 31, 2024	December 31, 2023	Change	%	Remarks
Financial Position					
Cash and cash equivalents	\$22,914,117	\$17,186,715	\$5,727,402	33%	Increase was due to net receipts from Galoc petroleum operations and investments income.
Equity instrument at fair value through other comprehensive income	18,308,175	21,212,455	(2,904,280)	(14%)	Decrease was due to redemption of called preferred shares by the issuing company.
Debt instruments at amortized cost	35,243,734	36,818,345	(1,574,611)	(4%)	Decrease was due to redemption of matured bonds, offset by the acquisition of additional investments made during the year, and conversion of these peso-denominated bonds at closing rate at the year ended.
Property and equipment	10,882,575	11,318,748	(436,173)	(4%)	Decrease was mainly due to continuous depletion and depreciation charges and adjustment in estimate of decommissioning liability.
Accounts and other payables	954,076	856,009	98,067	11%	Increase was mainly due to outstanding payable from dividend declaration.
Reserve for changes in value of equity instruments at fair value through other comprehensive income	(5,068,828)	(5,392,197)	323,369	6%	Negative reserve was due to the changes in market value of investments in listed preferred shares, adjusted by closing foreign exchange rate at the end of the reporting period.
Income Statement					
Revenue from petroleum operations	3,106,984	3,020,421	86,563	3%	The slight increase was due to higher volume of crude oil sold of 498K barrels in 2024 vs. 475K barrels in 2023. This was due to timing difference in shipment. Meanwhile, average price per barrel sold slightly decreased to US\$79.05 in 2024 as compared to US\$80.47 in 2023.
Petroleum production costs	2,295,545	1,946,240	349,305	18%	These costs mainly include FPSO charges, field/platform operation costs and management and technical fees of the Consortium. These also include the cost of

Accounts	December 31, 2024	December 31, 2023	Change	%	Remarks
					beginning inventory, net of ending.
Foreign exchange gain (loss)	(1,574,905)	375,774	(1,950,679)	(519%)	This movement was due to conversion/revaluation of peso-denominated monetary assets and liabilities driven by movements of the Philippine Peso against U.S. Dollar (exchange rate of PhP58.01 in 2024 from PhP55.57 in 2023 and PhP56.12 in 2022).
Interest and dividend income	4,234,205	4,153,130	81,075	2%	This comprised of dividend received from peso-denominated investments in equity instruments at FVOCI and interest received from debt instruments and money market placements.

Key Financial Indicators

	2024	2023	2022
Revenue from Petroleum Operations	\$3,106,984	\$3,020,421	\$3,614,375
Petroleum Production Costs	2,295,546	1,946,240	1,634,386
Interest and Dividend Income	4,234,205	4,153,130	3,749,000
Core income (before FX gain/loss and taxes)	3,895,005	3,914,429	4,513,861
Foreign exchange gain (loss) - net	(1,574,905)	375,774	(3,399,246)
Net income	\$1,689,157	\$3,896,582	\$747,251

The exchange rates used to convert the Group's Philippine Peso-denominated assets and liabilities into US Dollar:

	2024	2023	2022
US dollar-Philippine peso exchange rate	PhP58.014 to US\$1.00	PhP55.567 to US\$1.00	PhP56.120 to US\$1.00

	2024	2023	2022
Current Ratio	30:1	29:1	28:1
Acid Test Ratio	29:1	28:1	27:1
Debt-to-Equity Ratio		Not Applicable	
Asset-to-Equity Ratio	1.04:1	1.04:1	1.03:1
Interest Rate Coverage		Not Applicable	
Return on Equity	1.94%	4.52%	0.84%
Return on Assets	1.88%	4.37%	0.82%
Gross Profit Margin	14.13%	21.08%	41.31%
Net Working Capital Ratio	0.31:1	0.27:1	0.19:1

Figures are based on Audited Financial Statements. The manner in which the Group calculates the above indicators is as follows:

- Current ratios are computed by dividing current assets over current liabilities.
- Acid test ratios are computed by dividing current assets less inventory and prepayments over current liabilities.
- Percentage of debt to equity resulted from dividing total borrowings (short-term & long-term borrowings) over stockholder's equity.
- Percentage of asset to equity resulted from dividing total assets over total stockholder's equity.
- Return on equity percentage pertains to net income over average total stockholder's equity.
- Return on assets percentage is computed by dividing net income over average total assets.
- Gross profit margins are computed by dividing gross income over total revenues.
- Net working capital ratios are derived at by getting the difference of current assets and current liabilities divided by total assets.

- I. The Company has no knowledge of any events that will trigger direct or contingent financial obligation that is material to the Company, including any default or acceleration of an obligation.
- II. There are no material off-balance sheet transactions, arrangements, obligations and other relationships of the company with unconsolidated entities or other persons created during the reporting period.
- III. There are no significant Capital expenditures during the reporting period.
- IV. There are no significant elements of income or loss that did not arise from the Company's continuing operations.
- V. There are no seasonal aspects that had a material effect on the Company's financial condition or results of operation.

Item 7. Consolidated Financial Statements

The Audited Consolidated Financial Statements and Schedules listed in the accompanying Index to Financial Statements and Supplementary Schedules are filed as part of this report.

Item 8. Information on Independent Accountants and Other Related Matter

A. External Audit Fees and Services

Audit and Audit-related Fees

The Company's independent public accountant is the accounting firm of Sycip Gorres Velayo & Co. The current handling partner of SGV & Co. commenced last 2023 reporting period and is expected to be rotated every five (5) years. The following table

sets out the aggregate fees billed to the Company for each of the last three (3) years for professional services rendered by SyCip Gorres Velayo & Co.

	2024	2023	2022
Audit and Audit-related fees*			
Fees for services that are normally provided by the external auditor in connection with statutory and regulatory filings or engagements	US\$10,811 or PhP627,200	US\$10,279 or PhP571,200	US\$9,240 or PhP518,560

**(inclusive of out-of-pocket expenses and VAT)*

The audit committee's approval policies and procedures for the services rendered by the external auditors

The stockholders of the Company elect the external auditor during the Annual Stockholders Meeting. The Audit Committee ensures that other non-audit work provided by the external auditors is not in conflict with their functions as external auditors and ensures the compliance of the Company with acceptable auditing and accounting standards and regulations.

B. Changes in and Disagreements with Accountants on Accounting and Financial Disclosure

There were no changes in nor disagreements with accountants on accounting and financial disclosure as of the year ended December 31, 2024.

PART III – CONTROL AND COMPENSATION INFORMATION

Item 9. Directors and Executive Officers of the Registrant

As of December 31, 2024, the names and ages of directors and executive officers of the Company are as follows:

Directors

Position	Name	Age	Citizenship
Director, Chairman and Chief Executive Officer	James L. Go	85	Filipino
Director, President and Chief Operating Officer	Robert G. Coyiuto, Jr.	73	Filipino
Director	Lance Y. Gokongwei	58	Filipino
Director	Brian M. Go	51	Filipino
Director and Assistant Corporate Secretary	Perry L. Pe	63	Filipino
Director	James G. Coyiuto	71	Filipino
Director	Benedicto T. Coyiuto	46	Filipino
Director	Josephine V. Barcelon	65	Filipino

Position	Name	Age	Citizenship
Director	Jose Victor Emmanuel A. De Dios	60	Filipino
Independent Director	Jose M. Layug, Jr.	54	Filipino
Independent Director	Emmanuel C. Alcantara	71	Filipino

Executive Officers

Position	Name	Age	Citizenship
Finance Adviser	Aldrich T. Javellana	51	Filipino
Chief Financial, Compliance and Investors' Relation Officer	Ma. Riana Infante	44	Filipino
Treasurer	Teodora N. Santiago	58	Filipino
Vice President - Operations	Roy Ronald C. Luis	53	Filipino
Corporate Secretary and Corporate Information Officer	Vicente O. Caoile, Jr.	52	Filipino

The Company's independent directors are Messrs. Jose M. Layug, Jr. and Emmanuel C. Alcantara. They have possessed the qualifications of independent directors as set forth in the SRC Rule 38 – Independent Director, since the time of their initial election.

The Directors of the Company are elected at the annual stockholders' meeting to hold office until the next succeeding annual meeting and until their respective successors have been elected and qualified.

Officers are appointed or elected annually by the Board of Directors at its first meeting following the Annual Meeting of the Stockholders, each to hold office until the corresponding meeting of the Board of Directors in the next year or until successor shall have been elected, appointed or shall have qualified.

The following directors of the Corporation are expected to be nominated by management for re-election / election this year.

The independent directors of the Company are elected according to SRC Rule 38 – *Independent Directors*.

A brief discussion of the directors' and executive officers' business experience and other directorships held in other reporting companies are as follows:

Directors

1. **James L. Go**, 85, is the Chairman and Chief Executive Officer of the Company. He is also the Chairman of JG Summit Holdings, Inc., the Vice Chairman of Robinsons Retail Holdings, Inc., and a Board Advisor of Cebu Air, Inc. He is the Chairman Emeritus of Universal Robina Corporation, Robinsons Land Corporation and JG Summit Olefins Corporation. He is also the President and Trustee of the Gokongwei Brothers Foundation, Inc. He has been a Director of PLDT, Inc. since November 3, 2011, and is an Advisor to

the Audit Committee and a member of the Technology Strategy and Risk Committees. He was elected a Director of Manila Electric Company on December 16, 2013, and is a member of the Executive, Finance, Nomination and Governance, Audit, Risk Management, and Related Party Transactions Committees. Mr. James L. Go received his Bachelor of Science Degree and Master of Science Degree in Chemical Engineering from Massachusetts Institute of Technology, USA.

2. **Robert Coyiuto, Jr.**, 73, is the President, Chief Operating Officer and Director of the Company. He is also the Chairman of the Board of Prudential Guarantee & Assurance, Inc. and PGA Sampo Japan Insurance, Inc. and the Sole Importer and Distributor of Audi, Porsche, Lamborghini and Bentley. He holds the positions of Chairman and President of Calaca High Power Corporation and Pacifica 21 Holdings, Inc., Vice Chairman of National Grid Corporation of the Philippines, and First Life Financial Co., Inc., Director of Petrogen Insurance Corporation, and Independent Director of Canon (Philippines) Inc. He is a Nominee of R. Coyiuto Securities, Inc. He has a Bachelor of Science degree in Commerce from the San Beda College.
3. **Lance Y. Gokongwei**, 58, has been a Director of the Company since 1994. He is the President and Chief Executive Officer, and Executive Director of JG Summit Holdings, Inc. since May 14, 2018. He is the Chairman of Cebu Air, Inc., Universal Robina Corporation, and JG Summit Olefins Corporation. Effective February 1, 2025, he assumed the role of Chairman of Robinsons Land Corporation and, as of January 1, 2025, serves as a Board Adviser of Robinsons Retail Holdings, Inc. He is a Director and Vice Chairman of Manila Electric Company, Vice Chairman of Maxicare Corporation and a member of the Advisory Council of Bank of the Philippine Islands since April 2023. He is also a Director of RL Commercial REIT, Inc., Altus Property Ventures, Inc., Singapore Land Group Limited, Shakey's Asia Pizza Ventures, Inc., AB Capital and Investment Corporation, and SP New Energy Corporation. He is a Trustee and the Chairman of the Gokongwei Brothers Foundation, Inc. He holds a Bachelor of Science degree in Finance and a Bachelor of Science degree in Applied Science from the University of Pennsylvania.
4. **Brian M. Go**, 51, has been a Director of the Company since 2020. He is the Chief Finance and Risk Officer of JG Summit Holdings, Inc. since July 1, 2021. He is also a Director of JG Digital Equity Ventures, Inc., and a Board Director of Maxicare Healthcare Corporation, Maxicare Life Insurance Inc., Maxicare Health Services Inc. and Luzon International Premiere Airport Development (LIPAD). Brian started his career in New York City with Booz Allen Hamilton in the Financial Services practice, before returning to Manila working initially at DTPI (Digitel/Sun Cellular) in Corporate Planning, and later as Managing Director of the Datacom business. He worked in China from 2003 to 2013, serving as Finance Director, then Chief Financial Officer, of Ding Feng Real Estate (DFRE) group of companies. From 2007, he concurrently assumed the General Manager role for URC China, and was later General Manager for URC Malaysia/Singapore, before becoming Vice President for URC's International Trading Operations based in Singapore. Brian graduated from Harvard College in 1996. He completed an Executive MBA with Kellogg-HKUST in 2007 and is a CFA charterholder.
5. **Perry L. Pe**, 63, has been the Assistant Corporate Secretary of the Company since 1994 and a Director since 1995. He is also a Senior Partner of Romulo, Mabanta, Buenaventura, Sayoc, and Delos Angeles; Director of Ace Saatchi & Saatchi and AG&P Manila; and President and CEO of AGP Philippines Holdings I, Inc. He serves as Honorary Consul General of Denmark to the Philippines, Cebu Office.

6. **James G. Coyiuto**, 71, has been a Director of the Company since 2005. He is also a Director of Prudential Guarantee and Assurance, Inc., Guarantee Development Corporation and PGA, Sampo Japan Insurance Inc.
7. **Benedicto T. Coyiuto**, 46, has been a Director of the Company since 2013. He is the President of PGA Cars, Inc. and also a Director of PGA Sampo Japan Insurance, Inc. He is the son of Mr. Robert Coyiuto, Jr.
8. **Josephine V. Barcelon**, 65, has been a Director of the Company since 2014. She is the President / Nominee of J.M. Barcelon & Co., Inc., Holdings Company and Chief Executive Officer of the Barcelon Group of Companies.
9. **Jose Victor Emmanuel A. De Dios**, 60, has been a Director of the Company since 2020. He is the President, Chief Executive Officer and a Member of the Board of Manila Water Company, Inc. He also serves as the Chairman of Boracay Island Water Company, Inc., Clark Water Company, Inc., and Manila Water Total Solutions Corp. He is also the President of the Manila Water Foundation, Inc., Vice-President of Laguna AAWater Corporation, and Director of Manila Water Asia Pacific Pte. Ltd. He was also elected as a Trustee of the Philippine Disaster Resilience Foundation, Inc. and sits on the board of Phoenix Petroleum Philippines, Inc. Prior to joining Manila Water, he was Chief Executive Officer of Prime BMD Corporation. He previously served as Undersecretary at the Philippine Department of Energy, Chairman of the Philippine National Oil Company-Exploration Corp, CEO/Managing Director of Nido Petroleum Ltd and, Chairman and CEO of GE Philippines. He graduated from the Ateneo School of Law and obtained his Master of Laws degree from Harvard Law School.
10. **Jose M. Layug, Jr.**, 54, has been a Director of the Company since 2022. He is a Senior Partner of DivinaLaw Offices and also a Director of the Philippine Energy Research & Policy Institute. He previously served as Dean of the University of Makati School of Law and also taught Philippine Project Development and Finance, Property, Administrative Law and Sales to law students since 2002 at the UP College of Law and the University of Makati School of Law. He served as the Chairman of the National Renewable Energy Board from 2016-2018. He was also the Undersecretary of the Department of Energy (DOE) from 2010-2012 and handled various units of the DOE, including the Renewable Energy Management Bureau, Energy Resources Development Bureau, Energy Utilization Management Bureau and Oil Industry Management Bureau. Prior to his DOE position, he was a Senior Counsel for the Negotiations and Legal Department of the Australian Strategic Business Unit of Chevron Corporation and served as the Malampaya Legal Manager of Chevron Malampaya LLC located in Manila, Philippines from 2007-2010. Before joining Chevron, he acted as an international legal consultant of the Asian Development Bank and was a Senior Associate at SyCip Salazar Hernandez & Gatmaitan from 1996-2006. From 2000-2002, he worked as a Foreign Lawyer at Sullivan & Cromwell in New York, USA. He obtained his Bachelor of Science in Business Economics with cum laude honours in 1992 and his Bachelor of Laws (1996) from the University of the Philippines. He finished his Master of Laws degree with honours in 2000 (fall semester) from Cornell Law School in New York, USA. He is licensed to practice law both in the Philippines (since 1997) and in New York (since 2000) having passed both Philippine and New York State bar examinations. He is a member of the International Bar Association, Integrated Bar of the Philippines, the Association of the Bar of the City of New York and the Cornell Law School Young Alumni Committee.
11. **Emmanuel C. Alcantara**, 71, has been a Director of the Company since 2022. He is the former Head of the Tax Services Group, General Counsel and Market Circle Leader of SyCip Gorres Velayo & Co. (SGV & Co.), where he has been a Tax Principal for 24 years.

His expertise lies in general tax advisory, cross-border transactions, transfer pricing, corporate organization and reorganization, individual and corporate tax planning, and tax advocacy works. He was with SGV & Co. for 33 years (1981 to 2014). In 2011, he was named as one of the world's leading tax professionals in the newly published Guide to the World's Leading Tax Advisors and, in 2012 he was named by the Legal Media Group Inc. as one of the leading lawyers in Asia Pacific in the field of taxation. After retiring from SGV & Co. in 2014, he set up his own law office, Emmanuel C Alcantara & Associates Law Offices, specializing in tax and corporate works. He graduated with a Bachelor of Science degree in Business Administration, Major in Accounting from the University of the East in 1974 and accomplished his Bachelor of Laws degree from the San Beda College of Law in 1979. He also completed the Management Development Program of the Asian Institute of Management in 1989. In 2008, he participated in the EY Executive Program at the Kellogg School of Management in Northwestern University. Currently, he is also an Independent Director of several domestic corporations engaged in various industries and commercial activities.

Executive Officers

1. **Aldrich T. Javellana**, 51, is a Finance Adviser of the Company since 2016. He is the Senior Vice President and Treasurer of JG Summit Holdings, Inc. He was appointed Senior Vice President on October 2, 2017 and has been Vice President - Treasurer of JGSHI since January 2, 2012. He is also currently an Adviser to the Board of Directors of Maxicare Life Insurance Corp. (2023 to present), and holds directorships at Lontide Holdings, Inc. (2023 to present) and JG Digital Capital Pte Ltd (2024). Prior to joining JGSHI in 2003, he worked in Corporate Finance with CLSA Exchange Capital. He graduated from De La Salle University with a degree in BS Accountancy, is a Certified Public Accountant and is a CFA charterholder.
2. **Ma. Riana C. Infante**, 44, is the Chief Financial, Compliance and Investors' Relation Officer of the Company. She has been Chief Financial and Compliance Officer since February 16, 2016 and was appointed Investors' Relation Officer on May 27, 2024. She joined the Company in 2004 as an Accounting Manager. She is a Certified Public Accountant.
3. **Teodora N. Santiago**, 58, is the Treasurer of the Company since September 20, 2019. She is also currently the Head - Offshore and Short-Term Investments under Corporate Treasury of JG Summit Holdings Inc. Prior to joining JGSHI in 2005, she worked as Treasury Manager in Astoria Group and Treasury and Administration Manager in Del Monte Fresh Produce Phils., Inc. She graduated from University of Santo Tomas with a degree in BS Accountancy.
4. **Roy Ronald C. Luis**, 53, was appointed as Vice President for Operations on June 1, 2024. He joined the Company in 2019 as Director for Operations and Business Development. He is a licensed Geologist and an Accredited Competent Person in Geology by the Geological Society of the Philippines. He has a Master's Degree in Business Administration and a Master's Degree in Geology, both from the University of the Philippines.
5. **Vicente O. Caoile, Jr.**, 52, is the Corporate Secretary and Corporate Information Officer of the Company. He has been the Corporate Secretary since October 1, 2018 and was appointed Corporate Information Officer on May 27, 2024. He is the Managing Partner of Adarlo Caoile & Associates Law Offices (ACALaw). He is also the Corporate Secretary of PGA Cars, Inc., PGA Automobile, Inc., Autoextreme Performance, Inc., and Automaxx Resources, Inc. He holds a Juris Doctor, second honors, from Ateneo de Manila University

and Bachelor of Science in Commerce, Major in Legal Management from De La Salle University Manila.

Significant Employees

There are no persons who are not executive officers of the Corporation who are expected by the Corporation to make significant contribution to the business.

Involvement in Certain Legal Proceedings of Directors and Executive Officers

None of the directors and officers has been involved in any bankruptcy proceeding in the past five (5) years nor have they been convicted by final judgment in any criminal proceeding, or been subject to any order, judgment or decree of competent jurisdiction, permanently or temporarily enjoining, barring, suspending or otherwise limited their involvement in any type of business, securities, commodities or banking activities, nor found in action by any court of administrative bodies to have violated a securities or commodities law.

Family Relationships

1. Mr. James L. Go is the uncle of Mr. Lance Y. Gokongwei.
2. Mr. Brian M. Go is the son of Mr. James L. Go and cousin of Mr. Lance Y. Gokongwei.
3. Mr. Benedicto T. Coyiuto is the son of Mr. Robert G. Coyiuto, Jr.
4. Mr. Robert G. Coyiuto, Jr. is the brother of Mr. James G. Coyiuto.

Item 10. Executive Compensation

The aggregate compensation given to officers and directors of the Company for the last 2 years and projected for the ensuing year (2024) are as follows:

	PROJECTED (2025)				ACTUAL	
	Salary	Bonus	Directors' Fee	Total	2024	2023
CEO and Four (4) most highly compensated executive officers	\$318,805	\$-	\$6,294	\$325,099	\$309,618	\$292,035
All other officers and directors as a group unnamed	358,250	-	34,615	392,865	375,354	360,454

In 2024, the following constitute the Company's CEO and four most highly compensated executive officers:

1. Mr. James L. Go is the Chairman and Chief Executive Officer
2. Mr. Robert G. Coyiuto, Jr. is the President and Chief Operating Officer
3. Mr. Aldrich T. Javellana is a Finance Adviser
4. Ms. Ma. Riana C. Infante is the Chief Financial, Compliance and Investors' Relation Officer
5. Mr. Roy Ronald C. Luis is the Vice President-Operations

Standard Arrangements

Other than payment of reasonable per diem, there are no standard arrangements pursuant to which directors of the Company are compensated, or are to be compensated, directly or indirectly, for any services provided as a director for the last completed year and ensuing year.

Other Arrangements

There are no other arrangements pursuant to which directors of the Company are compensated, or are to be compensated, directly or indirectly, for any services provided as a director for the last completed year and ensuing year.

Terms and Conditions of any Employment Contract or any Compensatory Plan or Arrangement between the Company and the Executive Officers

None.

Outstanding Warrants or Opinions Held by the Company's CEO, the Executive Officer and Directors

None.

Item 11. Security Ownership of Certain Record and Beneficial Owners and Management

As of December 31, 2024, the Company is not aware of anyone who beneficially owns in excess of 5% of the Company's common stock except as set forth in the table below.

1. Security Ownership of Certain Record and Beneficial Owners

Class	Name and Address Record/ Beneficial Owner	Amount and Nature of Ownership (Record and/or beneficial ownership)		Citizenship	% to Total
Common	PCD Nominee Corporation ^a Old Makati Stock Exchange Bldg. Ayala Avenue, Makati City	<u>94,226,717,804</u>	Record	Filipino	<u>47.11%</u>
Common	JG Summit Capital Services Corp ^b 43rd Floor, Robinsons-PCI Bank, ADB Ave., corner Poveda Rd. Ortigas Center Pasig City	<u>37,051,952,896</u>	Record	Filipino	<u>18.53%</u>
Common	R. Coyiuto Securities, Inc. ^c 5th Flr., Corinthian Plaza Paseo de Roxas, Makati City	<u>21,611,641,422</u>	Record	Filipino	<u>10.81%</u>
Common	Prudential Guarantee & Assurance Inc. ^d 119C Palanca St. Legaspi Village, Makati City	<u>12,892,285,272</u>	Record	Filipino	<u>6.45%</u>

Notes:

- a. PCD Nominee Corporation, a wholly owned subsidiary of Philippine Central Depository, Inc. ("PCDI"), is the registered owner of the shares in the books of the Company's transfer agents in the Philippines. The beneficial owners of such shares are PCDI's participants, who hold the shares on their behalf, and their clients. PCDI is a private company organized by the major institutions

actively participating in the Philippine capital markets to implement an automated book-entry system of handling securities transactions in the Philippines.

- b. JG Summit Capital Services Corp (formerly Consolidated Robina Capital Corporation) is a 100% subsidiary of JG Summit Holdings, Inc. OPMC and JGSHI share the following common directors: Mr. James L. Go and Mr. Lance Gokongwei.
 - Any one of the following directors of the Company is authorized to vote: Messrs., James Go, Lance Gokongwei.
 - Indirect ownership of Mr. James Go is 2 shares and Mr. Lance Gokongwei is 3 shares.
- c. R. Coyiuto Securities, Inc. is majority-owned by Mrs. Rosie Coyiuto, wife of Mr. Robert Coyiuto, Jr. Mr. Coyiuto is the President and COO of OPMC.
 - Any one of the following is authorized to vote: Ms. Rosie Coyiuto, Messrs. Samuel Coyiuto, and James Coyiuto.
 - There are no participants in the above corporation who hold more than 5% of OPMC's outstanding capital stock.
- d. Prudential Guarantee & Assurance, Inc. is majority-owned by Coyiuto Brothers.
 - Mr. Robert Coyiuto, Jr. is authorized to vote.

2. Security Ownership of Management as of December 31, 2024

Class	Name of Beneficial Owner	Position	Amount and Nature of Beneficial Ownership (Direct)			% to Total	Citizenship
			Class A	Class B	Total		
A. Named Executive Officers [1]							
Common	James L. Go*	Chairman and CEO	2,511,000,001	–	2,511,000,001	1.2555%	Filipino
Common	Robert G. Coyiuto, Jr.*	Director, President and COO	423,977,301	141,687,685	565,664,986	0.2828%	Filipino
		Sub-total	2,934,977,302	141,687,685	3,076,664,987	1.5383%	
B. Other Directors and Executive Officers							
Common	Lance Y. Gokongwei	Director	17,835	–	17,835	**	Filipino
Common	Brian M. Go	Director	1	–	1	**	Filipino
Common	Perry L. Pe	Director and Asst. Corporate Secretary	513,621	–	513,621	0.0003%	Filipino
Common	James G. Coyiuto	Director	1	–	1	**	Filipino
Common	Benedicto T. Coyiuto	Director	10,000	–	10,000	**	Filipino
Common	Jose Victor Emmanuel A. De Dios	Director	1	–	1	**	Filipino
Common	Josephine V. Barcelon	Director	100,000	–	100,000	0.0001%	Filipino
Common	Jose M. Layug, Jr.	Director	1	–	1	**	Filipino
Common	Emmanuel C. Alcantara	Director	1	–	1	**	Filipino
		Sub-total	641,461	–	641,461	0.0004%	
Total			2,935,618,763	141,687,685	3,077,306,448	1.5387%	

[1] Chief Executive Officer and one (1) among the four (4) most highly compensated executive officers as of December 31, 2024.

*Company's executive officers

**less than 0.0001%

The other Executive Officers of the Company have no beneficial ownership over any shares of the Company as of December 31, 2024, namely:

1. Aldrich T. Javellana - Finance Advisor
2. Ma. Riana C. Infante - Chief Financial Officer and Compliance Officer
3. Teodora N. Santiago - Treasurer
4. Roy Ronald C. Luis - Vice President, Operations
5. Vicente O. Caoile, Jr. - Corporate Secretary

3. Voting Trust holders of 5% or More

As of December 31, 2024, there are no persons holding more than 5% or a class under a voting trust or similar agreement.

4. Changes in Control

There has been no change in the control of the registrant since the beginning of its calendar year.

Item 12. Certain Relationships and Related Transactions

A. Directors Disclosures on Self-Dealing and Related Party Transactions

There had been no material transactions during the last two years, nor is any material transaction presently proposed, to which the Company was or is to be a party, in which any director or executive officer of the Company or owner of more than 10% of the Company's voting securities, any relative or spouse of any such director or officer who shares the home of such director or executive officer or owner or more than 10% of the Company's voting securities, is involved.

No transaction, without proper disclosure, was undertaken by the Company in which any director or executive officer was involved or had a direct or indirect material interest. None of the Company's Directors have entered into self-dealing and related party transactions with or involving the Corporation in 2024.

Directors, officers and employees of the Corporation are required to promptly disclose any business or family-related transactions with the Corporation to ensure that potential conflicts of interest are surfaced and brought to the attention of management.

B. Related Party Transactions with Subsidiaries and Affiliates

Parties are related if one party has the ability, directly or indirectly, to control the other party or exercise significant influence over the other party in making financial and operating decisions; and the parties are subject to common control or common significant influence. Related parties may be individuals or corporate entities.

Affiliates are related entities of the companies by virtue of common ownership and representation to management where significant influence is apparent.

The Company in the regular conduct of its business has entered into transactions with affiliates and other related parties principally consisting of leases. Under the policy of the Company and its subsidiaries, these transactions are made substantially on the same terms as with other individuals and businesses of comparable risks. The Company has not entered into any business transactions with any of its former senior management that will result to a more or less favorable terms that will have a material effect on the Company's financial position or financial performance.

As at December 31, 2024, the Company has an existing lease agreement with an affiliate covering the office space it occupies, which is renewable annually.

See Note 19 (Disclosure on Related Party Transactions) of the Notes to Consolidated Financial Statements filed as part of this report.

PART IV. CORPORATE GOVERNANCE

Item 13. Corporate Governance

The Board of Directors, officers, employees and stockholders of the Company believe that corporate governance is a necessary component of sound strategic business management and will therefore undertake every effort necessary to create awareness of and implement good corporate governance within the organization.

The Company upholds its commitment to doing business in accordance with good corporate governance and the highest ethical standards of always acting in good faith and in the best interest of all stakeholders. This is to assure the shareholders that the Company conducts its business with the highest level of integrity, transparency and accountability. This is embodied in its Articles of Incorporation, By-Laws, Revised Corporate Governance Manual and Code of Business Conduct.

The Company complies with corporate governance standards enshrined in the Securities and Exchange Commission's ("SEC") Code of Corporate Governance for Publicly-Listed Companies, among other SEC regulations and applicable laws. It likewise continuously seeks to improve and strengthen its corporate governance practices through policy engineering and implementation. Moreover, the Company consistently strives to raise its financial reporting standards by adopting and implementing prescribed Philippine Financial Reporting Standards (PFRSs).

To know more about the Company's corporate governance and compliance programs and initiatives, please refer to the Corporate Governance Section in the annexed Sustainability Report.

Item 14. Sustainability Report

Oriental Petroleum and Minerals Corporation has prepared its Sustainability Report covering the period January 1, 2024 to December 31, 2024. Please refer to the attached Sustainability Report.

PART V. EXHIBITS AND SCHEDULES

Item 15. Exhibits and Reports on SEC Form 17-C

(a) Exhibits

None.

(b) Reports on SEC Form 17-C

The following is a list of disclosures filed by Oriental Petroleum and Minerals Corporation under SEC Form 17-C during 2024:

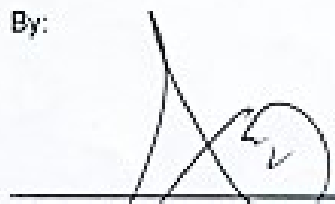
Date of Report	Item Reported / Description
February 1, 2024	Change in Directors and/or Officers (Retirement of a Senior Officer)
March 12, 2024	Material Information - Exploration Permit Applications (EXPA) No. 248-XIII in Libjo, Dinagat Islands converted to Exploration Permit (EP)
May 24, 2024	Declaration of Cash Dividend
May 24, 2024	Results of Annual Stockholders' Meeting
May 24, 2024	Results of Organizational Meeting of Board of Directors
May 24, 2024	Change in Directors and/or Officers (Election of an Officer)


SIGNATURES


Pursuant to the requirements of Section 17 of the Code and Section 141 of the Corporation Code, the registrant has duly caused this report to be signed on its behalf by the undersigned, thereunto duly authorized, in the City of CITY OF SAN JUAN the APR 15 of 2025, 2025.


ORIENTAL PETROLEUM AND MINERALS CORPORATION Issuer

By:


James L. Go
Chairman and Chief Executive Officer
Signed: April 14, 2025


Robert Coyluto, Jr.
President and Chief Operating Officer
Signed: April 14, 2025


Ma. Riana C. Infante
Chief Financial, Compliance and
Investors' Relation Officer
Signed: April 14, 2025



Vicente O. Caele, Jr.
Corporate Secretary and
Corporate Information Officer
Signed: April 14, 2025

Subscribed and sworn to before this APR 15 2025, affiants executed to me their CTC / government issued identification cards as follows:

Names	Passport No.	Date of Issue
James L. Go	P2019464B	June 20, 2019
Robert Coyluto, Jr.	P7236639A	May 19, 2018
Ma. Riana C. Infante	P0139536C	May 18, 2022
Vicente O. Caele, Jr.	P2148768B	May 14, 2019

Notary Public

Doc No. 60
Page No. 17
Book No. 1
Series of 2025


ATTY. NOEL J. DIZON
NOTARY PUBLIC FOR SAN JUAN CITY, METRO MANILA
Appoint. No. 013 (2025-2026)
Roll of Attorneys No. 98354
IBP No. 494660; 01/02/2025; Quezon City
PTR No. 1920115; 01/03/2025; San Juan, M.M.
Admitted to the Bar on December 22, 2023
Suite 2501 Atlanta Centre, 31 Annapolis St. Greenhills, San Juan City

ORIENTAL PETROLEUM AND MINERALS CORPORATION AND SUBSIDIARIES
INDEX TO CONSOLIDATED FINANCIAL STATEMENTS AND
SUPPLEMENTARY SCHEDULES

	Page No.
CONSOLIDATED FINANCIAL STATEMENTS	
Statement of Management's Responsibility for Financial Statements	26
Cover Sheet for Audited Financial Statements	27
Independent Auditor's Report	28-31
Consolidated Statements of Financial Position as of December 31, 2024 and 2023	32
Consolidated Statements of Income for the Years Ended	
December 31, 2024, 2023, and 2022	33
Consolidated Statements of Comprehensive Income for the Years Ended	
December 31, 2024, 2023, and 2022	34
Consolidated Statements of Changes in Stockholders' Equity	
December 31, 2024, 2023, and 2022	35
Consolidated Statements of Cash Flows for the Years Ended	
December 31, 2024, 2023, and 2022	36
Notes to Consolidated Financial Statements	37-82
SUPPLEMENTARY SCHEDULES	
Independent Auditor's Report on Supplementary Schedules	83
Independent Auditor's Report on Components of Financial Soundness Indicators	84
Index to the Supplementary Schedules Required by Annex 68-J	85
A. Financial Assets in Equity Securities	86
B. Amounts Receivable from Directors, Officers, Employees, Related Parties and Principal Stockholders (Other than Related Parties)	86
C. Amounts Receivable from Related Parties which are Eliminated During the Consolidation of Financial Statements	86
D. Long-term Debt	86
E. Indebtedness to Related Parties (Long term Loans from Related Companies)	86
F. Guarantees of Securities of Other Issuers	86
G. Capital Stock	87
Annex 68-D. Reconciliation of Retained Earnings Available for Dividend Declaration	88-89
Annex 68-E. Financial Soundness Indicator	90
Map of the Relationships of the Companies	91
External Auditor Fee-Related Information	92



SECURITIES AND EXCHANGE COMMISSION

THE SEC HEADQUARTERS 7907 Makati Avenue, Salcedo Village, Bel-Air, Makati City
1209 Trunk Line No:02-5322-7696 Email Us:www.sec.gov.ph/imessagemo@sec.gov.ph



The following document has been received:

Receiving: ICTD ERMD

Receipt Date and Time: April 16, 2025 10:57:51 AM

Company Information

SEC Registration No.: 0000040058

Company Name: ORIENTAL PETROLEUM AND MINERALS CORP.

Industry Classification: C11919

Company Type: Stock Corporation

Document Information

Document ID: OST10416202583177936

Document Type: Financial Statement

Document Code: FS

Period Covered: December 31, 2024

Submission Type: Consolidated, Annual

Remarks: None

Acceptance of this document is subject to review of forms and contents



ORIENTAL PETROLEUM AND MINERALS CORPORATION

STATEMENT OF MANAGEMENT'S RESPONSIBILITY FOR CONSOLIDATED FINANCIAL STATEMENTS

The management of **Oriental Petroleum and Minerals Corporation and Subsidiaries** is responsible for the preparation and fair presentation of the consolidated financial statements including the schedules attached therein, for the years ended December 31, 2024, 2023 and 2022, in accordance with the prescribed financial reporting framework indicated therein, and for such internal control as management determines is necessary to enable the preparation of consolidated financial statements that are free from material misstatement, whether due to fraud or error.

In preparing the consolidated financial statements, management is responsible for assessing the Company's ability to continue as a going concern, disclosing as applicable matters related to going concern and using the going concern basis of accounting unless management either intends to liquidate the Company or to cease operations, or has no realistic alternative to do so.

The Board of Directors is responsible for overseeing the Company's financial reporting process.


The Board of Directors reviews and approves the consolidated financial statements, including the schedules attached therein, and submits the same to the stockholders.

SyCip Gorres Velayo & Co., the independent auditor appointed by the stockholders, has audited the consolidated financial statements of the Company in accordance with Philippine Standards on Auditing, and in its reports to the stockholders, has expressed its opinion on the fairness of presentation upon completion of such audit.



James L. Go

Chairman of the Board and
Chief Executive Officer

Signed: April 14, 2025


Robert Coyiuto, Jr.
President and
Chief Operating Officer

Signed: April 14, 2025


Ma. Riana C. Infante

Chief Financial,
Compliance and
Investors' Relation Officer

Signed: April 14, 2025

APR 15 2025

Signed this 14th day of April 2025

APR 15 2025

SUBSCRIBED AND SWORN to before this ____ day of ____ 2025 affiants executed to me their respective Passport as follows:

Name	Government ID No.	Date of Issue	Place of Issue
James L. Go	P2019464B	June 20, 2019	DFA NCR Central
Robert Coyiuto, Jr.	P7236639A	May 19, 2018	DFA Manila
Ma. Riana C. Infante	P0139536C	May 18, 2022	DFA Manila

Doc. No. 83
Page No. 78
Book No. 1
Series of 2025.

Notary Public


ATTY. NOEL JEDIDIAH D. DIZON
NOTARY PUBLIC FOR SAN JUAN CITY, METRO MANILA
Appointment No. 013 (2025-2026)
Roll of Attorney No. 88354

IBP No. 494900; 01/02/2025; Quezon City
PTR No. 1820115; 01/03/2025; San Juan, M.M.
Admitted to the Bar on December 22, 2023

Suite 2501 Atlanta Centre, 31 Annapolis St. Greenhills, San Juan City

INDEPENDENT AUDITOR'S REPORT

The Board of Directors and Stockholders
Oriental Petroleum and Minerals Corporation
34th Floor, Robinsons Equitable Tower
ADB Avenue, Ortigas Center, Pasig City

Report on the Audit of the Financial Statements

Opinion

We have audited the consolidated financial statements of Oriental Petroleum and Minerals Corporation and its Subsidiaries (the Group), which comprise the consolidated statements of financial position as at December 31, 2024 and 2023, and the consolidated statements of income, consolidated statements of comprehensive income, consolidated statements of changes in equity and consolidated statements of cash flows for each of the three years in the period ended December 31, 2024, and notes to the consolidated financial statements, including material accounting policy information.

In our opinion, the accompanying consolidated financial statements present fairly, in all material respects, the consolidated financial position of the Group as at December 31, 2024 and 2023, and its consolidated financial performance and its consolidated cash flows for each of the three years in the period ended December 31, 2024 in accordance with Philippine Financial Reporting Standards (PFRS) Accounting Standards.

Basis for Opinion

We conducted our audits in accordance with Philippine Standards on Auditing (PSAs). Our responsibilities under those standards are further described in the Auditor's Responsibilities for the Audit of the Consolidated Financial Statements section of our report. We are independent of the Group in accordance with the Code of Ethics for Professional Accountants in the Philippines (Code of Ethics) together with the ethical requirements that are relevant to our audit of the consolidated financial statements in the Philippines, and we have fulfilled our other ethical responsibilities in accordance with these requirements and the Code of Ethics. We believe that the audit evidence we have obtained is sufficient and appropriate to provide a basis for our opinion.

Key Audit Matters

Key audit matters are those matters that, in our professional judgment, were of most significance in our audit of the consolidated financial statements of the current period. These matters were addressed in the context of our audit of the consolidated financial statements as a whole, and in forming our opinion thereon, and we do not provide a separate opinion on these matters. For the matter below, our description of how our audit addressed the matter is provided in that context.

We have fulfilled the responsibilities described in the Auditor's Responsibilities for the Audit of the Consolidated Financial Statements section of our report, including in relation to these matters. Accordingly, our audit included the performance of procedures designed to respond to our assessment of the risks of material misstatement of the consolidated financial statements. The results of our audit procedures, including the procedures performed to address the matters below, provide the basis for our audit opinion on the accompanying consolidated financial statements.



Impairment Testing of Wells, Platforms and Other Facilities

As of December 31, 2024, the carrying value of the Group's wells, platforms and other facilities of Service Contract (SC) 14C2 amounted to \$10.28 million. The Group is significantly affected since SC 14C2 continues to be a non-producing block and its license to operate is nearing expiration. In the event that an impairment indicator is identified, the assessment of the recoverable amount of the wells, platforms and other facilities requires significant judgment and involves estimation and assumptions about future production levels and costs, as well as external inputs such as oil prices and discount rates. Hence, such assessment is a key audit matter in our audit.

The disclosures in relation to wells, platforms and other facilities are included in Notes 5, 8 and 10 to the consolidated financial statements.

Audit response

We involved our internal specialist in evaluating the methodologies and the assumptions used. These assumptions include future production levels and costs as well as external inputs such as oil prices and discount rates. We compared the key assumptions used such as future production levels and oil prices against the estimated reserves report by the respective operator of SC 14C2 and published oil prices, respectively. We compared the future production costs against the work program and budget duly approved by the joint operation and regulatory agency. We tested the parameters used in the determination of the discount rate against market data. We also reviewed the Group's disclosures about those assumptions to which the outcome of the impairment test is most sensitive; specifically those that have the most significant effect on the determination of the recoverable amount of wells, platforms and other facilities.

Other Information

Management is responsible for the other information. The other information comprises the information included in the SEC Form 20-IS (Definitive Information Statement), SEC Form 17-A and Annual Report for the year ended December 31, 2024, but does not include the consolidated financial statements and our auditor's report thereon. The SEC Form 20-IS (Definitive Information Statement), SEC Form 17-A and Annual Report for the year ended December 31, 2024 are expected to be made available to us after the date of this auditor's report.

Our opinion on the consolidated financial statements does not cover the other information and we will not express any form of assurance conclusion thereon.

In connection with our audits of the consolidated financial statements, our responsibility is to read the other information identified above when it becomes available and, in doing so, consider whether the other information is materially inconsistent with the consolidated financial statements or our knowledge obtained in the audits, or otherwise appears to be materially misstated.

Responsibilities of Management and Those Charged with Governance for the Consolidated Financial Statements

Management is responsible for the preparation and fair presentation of the consolidated financial statements in accordance with PFRS Accounting Standards, and for such internal control as management determines is necessary to enable the preparation of consolidated financial statements that are free from material misstatement, whether due to fraud or error.



In preparing the consolidated financial statements, management is responsible for assessing the Group's ability to continue as a going concern, disclosing, as applicable, matters related to going concern and using the going concern basis of accounting unless management either intends to liquidate the Group or to cease operations, or has no realistic alternative but to do so.

Those charged with governance are responsible for overseeing the Group's financial reporting process.

Auditor's Responsibilities for the Audit of the Consolidated Financial Statements

Our objectives are to obtain reasonable assurance about whether the consolidated financial statements as a whole are free from material misstatement, whether due to fraud or error, and to issue an auditor's report that includes our opinion. Reasonable assurance is a high level of assurance, but is not a guarantee that an audit conducted in accordance with PSAs will always detect a material misstatement when it exists. Misstatements can arise from fraud or error and are considered material if, individually or in the aggregate, they could reasonably be expected to influence the economic decisions of users taken on the basis of these consolidated financial statements.

As part of an audit in accordance with PSAs, we exercise professional judgment and maintain professional skepticism throughout the audit. We also:

- Identify and assess the risks of material misstatement of the consolidated financial statements, whether due to fraud or error, design and perform audit procedures responsive to those risks, and obtain audit evidence that is sufficient and appropriate to provide a basis for our opinion. The risk of not detecting a material misstatement resulting from fraud is higher than for one resulting from error, as fraud may involve collusion, forgery, intentional omissions, misrepresentations, or the override of internal control.
- Obtain an understanding of internal control relevant to the audit in order to design audit procedures that are appropriate in the circumstances, but not for the purpose of expressing an opinion on the effectiveness of the Group's internal control.
- Evaluate the appropriateness of accounting policies used and the reasonableness of accounting estimates and related disclosures made by management.
- Conclude on the appropriateness of management's use of the going concern basis of accounting and, based on the audit evidence obtained, whether a material uncertainty exists related to events or conditions that may cast significant doubt on the Group's ability to continue as a going concern. If we conclude that a material uncertainty exists, we are required to draw attention in our auditor's report to the related disclosures in the consolidated financial statements or, if such disclosures are inadequate, to modify our opinion. Our conclusions are based on the audit evidence obtained up to the date of our auditor's report. However, future events or conditions may cause the Group to cease to continue as a going concern.
- Evaluate the overall presentation, structure and content of the consolidated financial statements, including the disclosures, and whether the consolidated financial statements represent the underlying transactions and events in a manner that achieves fair presentation.



- Plan and perform the group audit to obtain sufficient appropriate audit evidence regarding the financial information of the entities or business activities within the Group as a basis for forming an opinion on the consolidated financial statements. We are responsible for the direction, supervision and review of the audit work performed for purposes of the group audit. We remain solely responsible for our audit opinion.

We communicate with those charged with governance regarding, among other matters, the planned scope and timing of the audit and significant audit findings, including any significant deficiencies in internal control that we identify during our audit.

We also provide those charged with governance with a statement that we have complied with relevant ethical requirements regarding independence, and to communicate with them all relationships and other matters that may reasonably be thought to bear on our independence, and where applicable, related safeguards.

From the matters communicated with those charged with governance, we determine those matters that were of most significance in the audit of the consolidated financial statements of the current period and are therefore the key audit matters. We describe these matters in our auditor's report unless law or regulation precludes public disclosure about the matter or when, in extremely rare circumstances, we determine that a matter should not be communicated in our report because the adverse consequences of doing so would reasonably be expected to outweigh the public interest benefits of such communication.

The engagement partner on the audit resulting in this independent auditor's report is Jennifer D. Ticlao.

SYCIP GORRES VELAYO & CO.

Jennifer D. Ticlao

Jennifer D. Ticlao

Partner

CPA Certificate No. 109616


Tax Identification No. 245-571-753

BOA/PRC Reg. No. 0001, April 16, 2024, valid until August 23, 2026

BIR Accreditation No. 08-001998-110-2023, September 12, 2023, valid until September 11, 2026

PTR No. 10465392, January 2, 2025, Makati City

April 14, 2025



**ORIENTAL PETROLEUM AND MINERALS CORPORATION
AND SUBSIDIARIES**

**CONSOLIDATED STATEMENTS OF FINANCIAL POSITION
(In U.S. Dollars)**

	December 31	
	2024	2023
ASSETS		
Current Assets		
Cash and cash equivalents (Notes 6 and 20)	\$22,914,117	\$17,186,715
Current portion of investment in debt securities (Notes 9 and 20)	5,041,886	6,028,758
Receivables (Notes 7 and 20)	582,520	625,164
Crude oil inventory (Note 8)	635,154	975,698
Other current assets	26,573	28,153
Total Current Assets	29,200,250	24,844,488
Noncurrent Assets		
Debt instruments at amortized cost, net of current portion (Notes 9 and 20)	30,201,848	30,789,587
Equity instruments at fair value through other comprehensive income (FVOCI) (Notes 9 and 20)	18,308,175	21,212,455
Property and equipment (Notes 8 and 10)	10,882,575	11,318,748
Net pension asset (Note 16)	1,082	—
Other noncurrent assets (Note 11)	1,708,174	1,664,305
Total Noncurrent Assets	61,101,854	64,985,095
	\$90,302,104	\$89,829,583
LIABILITIES AND EQUITY		
Current Liabilities		
Accounts and other payables (Notes 12 and 20)	\$954,076	\$856,009
Income tax payable	14,488	9,442
Total Current Liabilities	968,564	865,451
Noncurrent Liabilities		
Provision for plug and abandonment (Note 8)	1,123,055	1,085,812
Net pension liability (Note 16)	—	96,238
Deferred tax liabilities - net (Note 17)	1,098,235	997,139
Total Noncurrent Liabilities	2,221,290	2,179,189
Total Liabilities	3,189,854	3,044,640
Equity		
Capital stock (Note 13)	82,268,978	82,268,978
Subscriptions receivable (Note 13)	(277,710)	(277,710)
Capital in excess of par value (Note 13)	3,650,477	3,650,477
Retained earnings	5,647,252	5,675,865
Reserve for changes in value of equity instruments at fair value through other comprehensive income (Note 9)	(5,068,828)	(5,392,197)
Remeasurement gains on pension liability - net (Note 16)	225,267	149,291
Cumulative translation adjustment	666,814	710,239
Total Equity	87,112,250	86,784,943
	\$90,302,104	\$89,829,583

See accompanying Notes to Consolidated Financial Statements.



**ORIENTAL PETROLEUM AND MINERALS CORPORATION
AND SUBSIDIARIES**

CONSOLIDATED STATEMENTS OF INCOME

(In U.S. Dollars)

	Years Ended December 31		
	2024	2023	2022
REVENUE FROM PETROLEUM OPERATIONS			
(Note 8)	\$3,106,984	\$3,020,421	\$3,614,375
COST OF PETROLEUM OPERATIONS			
Petroleum production costs (Notes 8 and 12)	2,295,545	1,946,240	1,634,386
Depletion, depreciation and amortization (Notes 8 and 10)	372,380	437,332	486,931
	2,667,925	2,383,572	2,121,317
GROSS INCOME	439,059	636,849	1,493,058
GENERAL AND ADMINISTRATIVE EXPENSES			
(Note 14)	745,386	816,260	692,074
OTHER INCOME			
Interest income (Notes 6 and 9)	3,036,857	2,643,153	2,013,773
Dividend income (Note 9)	1,197,348	1,509,977	1,735,227
Other income (charges) (Note 15)	(32,873)	(59,290)	(36,123)
	4,201,332	4,093,840	3,712,877
INCOME BEFORE INCOME TAX AND FOREIGN EXCHANGE GAIN OR LOSS	3,895,005	3,914,429	4,513,861
Foreign exchange gain (loss) - net	(1,574,905)	375,774	(3,399,246)
INCOME BEFORE INCOME TAX	2,320,100	4,290,203	1,114,615
PROVISION FOR (BENEFIT FROM) INCOME TAX			
(Note 17)			
Current	536,389	500,560	401,647
Deferred	94,554	(106,939)	(34,283)
	630,943	393,621	367,364
NET INCOME	\$1,689,157	\$3,896,582	\$747,251
Basic/Diluted Earnings Per Share (Note 18)	\$0.000008	\$0.000019	\$0.000004

See accompanying Notes to Consolidated Financial Statements.



**ORIENTAL PETROLEUM AND MINERALS CORPORATION
AND SUBSIDIARIES**

CONSOLIDATED STATEMENTS OF COMPREHENSIVE INCOME

(In U.S. Dollars)

	Years Ended December 31		
	2024	2023	2022
NET INCOME	\$1,689,157	\$3,896,582	\$747,251
OTHER COMPREHENSIVE INCOME (LOSS)			
<i>Item to be reclassified to profit or loss in subsequent periods</i>			
Changes in cumulative translation adjustment	(43,425)	(991)	10,482
<i>Items not to be reclassified to profit or loss in subsequent periods:</i>			
Movements in reserve for fluctuation in value of Equity instruments at fair value through other comprehensive income (Note 9)	323,369	(824,428)	(4,836,274)
Remeasurement gains (losses) on pension liability - net of tax (Note 16)	75,976	(18,941)	32,127
	355,920	(844,360)	(4,793,665)
TOTAL COMPREHENSIVE INCOME (LOSS)	\$2,045,077	\$3,052,222	(\$4,046,414)

See accompanying Notes to Consolidated Financial Statements.



ORIENTAL PETROLEUM AND MINERALS CORPORATION AND SUBSIDIARIES

CONSOLIDATED STATEMENTS OF CHANGES IN EQUITY

(In U.S. Dollars)

	Capital Stock (Note 13)	Subscriptions Receivable (Note 13)	Capital in Excess of Par Value (Note 13)	Retained Earnings	Reserve for Changes in Value of Equity Instruments at FVOCI (Note 9)	Remeasurement Gains (Losses) on Pension Liability - Net (Note 16)	Cumulative Translation Adjustment	Total
For the Year Ended December 31, 2024								
Balances as at January 1, 2024	\$82,268,978	(\$277,710)	\$3,650,477	\$5,675,865	(\$5,392,197)	\$149,291	\$710,239	\$86,784,943
Net income	—	—	—	1,689,157	—	—	—	1,689,157
Other comprehensive income (loss)	—	—	—	—	323,369	75,976	(43,425)	355,920
Total comprehensive income (loss)	—	—	—	1,689,157	323,369	75,976	(43,425)	2,045,077
Cash dividends (Note 13)	—	—	—	(1,717,770)	—	—	—	(1,717,770)
Balances as at December 31, 2024	\$82,268,978	(\$277,710)	\$3,650,477	\$5,647,252	(\$5,068,828)	\$225,267	\$666,814	\$87,112,250
For the Year Ended December 31, 2023								
Balances as at January 1, 2023	\$82,268,978	(\$277,710)	\$3,650,477	\$3,573,359	(\$4,567,769)	\$168,232	\$711,230	\$85,526,797
Net income	—	—	—	3,896,582	—	—	—	3,896,582
Other comprehensive income (loss)	—	—	—	—	(824,428)	(18,941)	(991)	(844,360)
Total comprehensive income (loss)	—	—	—	3,896,582	(824,428)	(18,941)	(991)	3,052,222
Cash dividends (Note 13)	—	—	—	(1,794,076)	—	—	—	(1,794,076)
Balances as at December 31, 2023	\$82,268,978	(\$277,710)	\$3,650,477	\$5,675,865	(\$5,392,197)	\$149,291	\$710,239	\$86,784,943
For the Year Ended December 31, 2022								
Balances as at January 1, 2022	\$82,268,978	(\$277,710)	\$3,650,477	\$4,661,509	\$268,505	\$136,105	\$700,748	\$91,408,612
Net income	—	—	—	747,251	—	—	—	747,251
Other comprehensive income (loss)	—	—	—	—	(4,836,274)	32,127	10,482	(4,793,665)
Total comprehensive income (loss)	—	—	—	747,251	(4,836,274)	32,127	10,482	(4,046,414)
Cash dividends (Note 13)	—	—	—	(1,835,401)	—	—	—	(1,835,401)
Balances as at December 31, 2022	\$82,268,978	(\$277,710)	\$3,650,477	\$3,573,359	(\$4,567,769)	\$168,232	\$711,230	\$85,526,797

See accompanying Notes to Consolidated Financial Statements.



ORIENTAL PETROLEUM AND MINERALS CORPORATION AND SUBSIDIARIES

CONSOLIDATED STATEMENTS OF CASH FLOWS (In U.S. Dollars)

	Years Ended December 31		
	2024	2023	2022
CASH FLOWS FROM OPERATING ACTIVITIES			
Income before income tax	\$2,320,100	\$4,290,203	\$1,114,615
Adjustments for:			
Unrealized foreign exchange losses (gains) - net	1,571,928	(372,888)	3,326,627
Interest income (Notes 6 and 9)	(3,036,857)	(2,643,153)	(2,013,773)
Dividend income (Note 9)	(1,197,348)	(1,509,977)	(1,735,227)
Depletion, depreciation and amortization expenses (Notes 8 and 10)	372,380	437,332	486,931
Pension expense (Note 16)	45,885	37,995	53,625
Accretion of interest expense (Note 15)	37,243	59,290	36,123
Operating income before working capital changes	113,331	298,802	1,268,921
Changes in operating assets and liabilities:			
Decrease (increase) in:			
Receivables	(6,542)	1,375	1,221,754
Crude oil inventory	340,544	(63,880)	(599,724)
Other current assets	1,580	577	(19,061)
Decommissioning fund asset	(34,516)	(32,924)	—
Increase (decrease) in:			
Accounts and other payables	249	(32)	23,506
Cash flows generated from operations	414,646	203,918	1,895,396
Payment of retirement contribution	—	—	(562,198)
Income tax paid	(531,343)	(488,611)	(401,349)
Net cash flows generated from (used in) operating activities	(116,697)	(284,693)	931,849
CASH FLOWS FROM INVESTING ACTIVITIES			
Dividends received	1,201,966	1,375,372	1,835,077
Interest received	3,081,425	2,543,121	1,978,515
Proceeds from redemption/sale/maturity of:			
Equity instruments at fair value through other comprehensive income (Note 9)	6,816,795	5,779,750	1,779,867
Debt instruments at amortized cost (Note 9)	5,764,698	—	3,817,814
Acquisitions of/additions to:			
Debt instruments at amortized cost (Note 9)	(5,527,690)	(5,913,342)	(6,455,193)
Equity instruments at fair value through other comprehensive income (Note 9)	(3,589,146)	(1,199,845)	(1,291,240)
Deferred exploration costs (Note 11)	(9,353)	(1,207)	(73,343)
Property and equipment (Notes 8 and 10)	(2,628)	—	(126,024)
Net cash flows provided by investing activities	7,736,067	2,583,849	1,465,473
CASH FLOWS FROM A FINANCING ACTIVITY			
Payment of cash dividends	(1,619,952)	(1,552,379)	(1,741,674)
NET INCREASE IN CASH AND CASH EQUIVALENTS	5,999,418	746,777	655,288
EFFECT OF EXCHANGE RATE CHANGES ON CASH AND CASH EQUIVALENTS	(272,016)	68,916	(285,376)
CASH AND CASH EQUIVALENTS AT BEGINNING OF YEAR	17,186,715	16,371,022	16,001,110
CASH AND CASH EQUIVALENTS AT END OF YEAR (Note 6)	\$22,914,117	\$17,186,715	\$16,371,022

See accompanying Notes to Consolidated Financial Statements.



ORIENTAL PETROLEUM AND MINERALS CORPORATION AND SUBSIDIARIES

NOTES TO CONSOLIDATED FINANCIAL STATEMENTS (In U.S. Dollars)

1. Corporate Information and Status of Operations

Oriental Petroleum and Minerals Corporation (the Parent Company) and its subsidiaries (collectively referred to as “the Group”) were organized under the laws of the Republic of the Philippines to engage in oil exploration and development activities. The Parent Company was incorporated on December 22, 1969.

On March 26, 2018, during the special meeting of its stockholders, the stockholders ratified the amendments of the Second and Fourth Articles of the Articles of Incorporation (AOI) to engage in the business of power generation and exploration, development, utilization and commercialization of renewable energy resources. The amendments to the AOI were approved by the Securities and Exchange Commission (SEC) on July 4, 2018.

The Parent Company’s principal office is located at 34th Floor, Robinsons Equitable Tower, ADB Avenue, Ortigas Center, Pasig City. The Parent Company’s shares are listed in the Philippine Stock Exchange (PSE) on October 14, 1970.

Service Contract (SC) 14

On December 15, 1975, pursuant to Section 7 of the Oil Exploration and Development Act of 1972 (Presidential Decree 87 dated November 21, 1972), the Parent Company, together with other participants (collectively referred to as the Consortium), entered into a service contract with the Philippine Government through the Petroleum Board, now the Department of Energy (DOE) for the exploration, exploitation and development of the contract area in offshore Northwest of Palawan Island, Philippines, which was amended from time to time. This contract area includes the Nido Block, Matinloc Block, West Linapacan Block and Galoc Block where significant hydrocarbon deposits were discovered.

The contract areas (i.e., Blocks A, B, B1, C1, C2 and D) covered by SC 14 are situated offshore Northwest of Palawan Island, Philippines. In 2020, Blocks A, B, B1 and D were already turned over to the DOE upon the oilfields reaching their economic limits and after plug and abandonment of the production well. Crude oil production in the West Linapacan Oilfield in Block C2 was shut-in in 1996 due to a significant decline in crude oil production caused by increasing water intrusion.

The Group continually conducts technical evaluation activities of the said area and submits work program and budget to DOE. Further, the Parent Company participates in the production of Galoc field. Total production from this field is modest but enough to cover operating and overhead expenses of SC 14C1.

The Galoc oilfield located in Block C was declared commercial on June 22, 2009 with effectivity on June 19, 2009.

In December 2010, the DOE extended the term of SC 14 for another 15 years or up to December 17, 2025. On December 12, 2024, the Joint Venture Partners of SC14C2 agreed that prior to the expiration of SC14C2 in December 2025, an application for a Development and Production Petroleum Service Contract (DP PSC) will be submitted to the DOE.



SC 14C1 - Galoc

As at December 31, 2024 and 2023, the total cumulative production of the Galoc oilfield has reached 24.60 million and 24.06 million barrels of oil, respectively, since the start of production in October 2008. Production initially came from two (2) wells, Galoc-3, and Galoc-4 (Phase 1, 2008-2013) then followed by additional two wells Galoc-5 and Galoc-6 (Phase-2, 2014-Present). The Galoc-4 well ceased production due to technical problems and has been shut-in since February 2019.

An attempt was made in late September to early October 2021 to restore production of the Galoc-4 well by Nitrogen Gas (N₂) lifting. However, the attempt was unsuccessful and the well failed to flow oil to the surface. Decision was then made to permanently shut-in the Galoc-4 well.

In September 2022, G3 well also ceased flowing and was permanently shut in ready for plug and abandonment.

As at December 31, 2024 and 2023, the Group holds participating interest of 7.78505% in the Galoc Block.

Galoc Mid-Area

In October 2016, the Galoc Block Consortium approved the drilling of Galoc-7 to test the Mid Galoc Prospect, which is estimated to contain oil resources of 6.2 million to 14.6 million barrels.

On November 8, 2016, the DOE approved the Galoc-7 drilling program, with an estimated budget amounting to US\$31 million. Galoc Production Company (GPC), drilled the Galoc-7 well and a sidetrack, Galoc-7ST, from March to April 2017 using the drillship Deepsea Metro I. The wells encountered 7-12 meters of net sand, which is below the prognosed thickness. In view of this, and in consideration of low fuel prices, the Consortium decided to temporarily suspend all activities related to a possible Phase III development and concentrate its efforts in optimizing oil production at the Galoc Field in order to sustain profitability and prolong the field's economic life.

Change in Galoc Block Operatorship

In mid-2018, there was a new Operator for the Galoc Block. In a Sale Purchase Agreement, Bangchak Corporation Public Co. (Thailand) which holds the 55.88% interest shares of GPC-1 and Nido Petroleum (Galoc) Pty Ltd. in the Galoc Block, sold their share to Tamarind Galoc Pte. Ltd.

Tamarind Galoc Pte. Ltd. is headquartered in Kuala Lumpur, Malaysia. Tamarind initiated several projects which include production optimization, conduct of a more refined well test, renegotiate lease contract with the owners of the FPSO "Rubicon Intrepid", renegotiate terms of the helicopter contract with INAEC, and conduct feasibility studies for the fabrication of a Condensate Recovery Unit to be installed at the FPSO "Rubicon Intrepid".

Notice of Termination of Lease on FPSO

On March 25, 2020, the Rubicon Offshore International (ROI), owner of the Floating Production Storage Offloading (FPSO) tanker, gave a Notice of Termination to GPC 1 and other members of the Consortium. The termination notice covered the period 25 March 2020 to 24 September 2020, or for 6 months.

After receipt of the Notice of Termination, GPC 1 started making plans for the disconnection of the FPSO from the Galoc Oilfield site. However, the FPSO disconnection was not implemented or carried out because a new strategy was developed to continue production operations in the Galoc Oilfield.



i. *Continuation of Production Operations: During Transition Period from August 2020 to January 2021*

Upon the initiative of the GPC 1, an alternative strategy was developed to continue production operations even before the end of the Termination Notice.

GPC 1 brokered the purchase of ROI's FPSO Rubicon Intrepid by its mother company, Tamarind Resources Pte. Ltd., through a separate entity, Upstream Infrastructure Holdings (UIH). The purchase was effective August 1, 2020.

Under the new ownership and management, the storage tanker was renamed "Intrepid Balanghai" from "Rubicon Intrepid". An agreement was also formed with Three60 Energy to provide the operational and management (O&M) services of the FPSO storage tanker. GPC 1 also arranged a new bareboat charter between UIH and the Galoc Joint Venture at minimal rates.

ii. *Continuation of Production Extension Period: February 1, 2021 to September 30, 2022*

To further continue production operations in the Galoc Oilfield beyond the 6-month Transition Period, a new alliance was formed with Three60 Energy, an established international offshore operator. Three60 Energy is an independent specialist service provider with headquarters in Aberdeen, Scotland and has branch offices in Kuala Lumpur, Malaysia and Singapore. It has been engaged to provide the Operations and Management (O&M) of the FPSO for 18 months.

After the extension period, UIH and Tamarind Resources continue to supervise the operations of ROI and Three60 Energy. GPC 1's FPSO Operations Advisor has been mobilized to assure and control the activities and work force of ROI and Three60 Energy.

iii. *Withdrawal of GPC 2 / KUFPEC*

On September 14, 2020, GPC 2/Kuwait Foreign Petroleum Exploration Company (KUFPEC), communicated their withdrawal from SC14C1 - Galoc Block Joint Venture. KUFPEC, before notice of withdrawal, held a working interest of 26.4473% in SC - 14C1, Galoc Block.

As a result of KUFPEC's withdrawal, their working interest was allocated to the remaining partners.

The Parent Company, together with LOGPOCOR, chose not to accept the pro rata interest and remained at a combined 7.78505% working interest.

Similarly, the Operator - GPC 1 elected not to get their allocated interest from KUFPEC and maintained their working interest at 33%. They passed on their allocation to Nido Production Galoc (NPG), a sister company of GPC 1 under Tamarind Resources Pte. Ltd.

The Department of Energy has acknowledged KUFPEC's withdrawal from SC-14C1, Galoc Block.



iv. *Resignation of GPC 1 as Operator*

On December 23, 2020, Galoc Production Company - 1 (GPC1) announced their resignation as Operator of SC-14C1, Galoc Block and assigned their working interest to NPG Pty. Ltd. Nido Production Galoc Co. (NPG), a sister company under Tamarind Resources Pte. Ltd., has assumed the role as the new Operator.

v. *Acquisition of NPG and UIH by Matahio Energy*

On January 5, 2023, Matahio Energy completed its acquisition of NPG and UIH. Matahio Energy holds projects in Southeast Asia and New Zealand. The Sale and Purchase Agreements for both transactions were signed in March 2022.

On March 26, 2025, the Consortium, through its Operator, NPG Pty Ltd, submitted a Letter of Intent to apply for a Development and Production Petroleum Service Contract (DPPSC) for the Galoc oilfield under the DOE Department Circular 2023-12-0033. The Consortium already submitted the necessary documents for the application for a DPPSC. SC14C1 will expire on December 17, 2025.

As at December 31, 2024 and 2023, provision for plug & abandonment costs recognized by the Group amounted to \$1.12 million and \$1.09 million, respectively, with respect to the decommissioning plan for SC 14C1 - Galoc Block (see Note 12).

SC 14C2 - West Linapacan

West Linapacan A (WLA) Field lies at a water depth of 340 meters and was first drilled in 1991. It started production in May 1992 from 3 wells and 4 sidetrack wells. Total production amounted to 8.5 million barrels when the field was shut-in in 1996 due to high water intrusion. The WLA Field produced for 43 months.

Pitkin Petroleum Plc. had a 58.29% interest in this SC pursuant to a farm-in agreement signed in May 2008.

In February 2011, Pitkin farmed-out half of the 58.29% interest to Resources Management Associates Pty Ltd. of Australia (RMA). This transfer of interest was approved by the DOE in July 2011. The transfer of operatorship to RMA was approved by the DOE in April 2012. The Farmors continued to be carried free up to commercial first oil production. RMA carried technical studies that will lead to the drilling and re-development of the WLA structure. An independent third-party assessment was also commissioned to determine the range of recoverable reserves from the structure. In March 2015, the farm-in agreement with RMA was terminated and Pitkin returned all of its participating interest to the original parties to the SC.

On January 7, 2020, the Parent Company and other members of the Consortium entered into a Sale and Purchase Agreement (SPA) and Farm-Out Agreement (FOA) with Desert Rose Petroleum Ltd (DRPL).

However, DRPL failed to meet its obligations and the SPA and FOA were deemed rescinded/terminated on July 1, 2021. With the SPA and FAO with DRPL terminated, SC-14C2 West Linapacan Block reverted back to the original joint venture partners with Philodrill Corporation as Operator.

In 2022, the Consortium received proposals from Nido Petroleum Ltd. (Nido) and Matahio Energy to re-develop the field. After considering both proposals, the Consortium agreed that the offer of Nido will be more advantageous. Negotiations are still on-going for Nido to increase its participating interest



in West Linapacan. In return, Nido Petroleum will carry free the Farming-out Filipino Partners in the cost of Drilling and the EWT up to declaration of field commerciality.

SC14C2 is currently in its final year and will expire on December 17, 2025. Current activity involves the preparation for the redevelopment of the West Linapacan-A field. The Consortium have allocated portion of the 2025 work program and budget to prepare a revised static model for a resimulation of the dynamic model for the West Linapacan-A. The result will be the basis of the Plan of Development which will also include the well plan and design.

As at December 31, 2024 and 2023, the Group holds participating interest of 30.288% in West Linapacan. As of audit report date, the Consortium is preparing the necessary documents for the application for a DPPSC.

SC 6 and 6B Cadlao and Bonita Block

SC 6B Bonita Block is part of the retained area of the original SC 6 granted in 1973. The 10-year exploration period and the subsequent 25-year production period initially expired last February 2009 and extended for another 15 years by DOE in 2009 (see Note 11).

The DOE approved last 19 December 2022 the:

- The reassignment of interest to the SC-6B Joint Venture after the exit of Manta Oil Co. (MOCL) from SC-6B.
- The Deed of Assignment (DOA) of participating interest in SC-6B and transfer of Operatorship from Philodrill Corporation to Nido Petroleum Phil Ltd. This is in compliance with the related Farm In Agreement (FIA).
- The new participating interest of the Group after the withdrawal of MOCL and transfer of operatorship to Nido Petroleum decreased to 4.9092%, which was previously 16.364%.

On December 7, 2023, the Department of Energy (DOE) has released the Department Circular (DC) No. DC2023-12-0033 “Guidelines on the Awarding of Petroleum Service Contracts for Development and Production”, whereas this circular emphasizes that an operator may apply for a Development and Production Petroleum Service Contracts through direct negotiation with DOE, provided, that the application be made prior to the expiration of the remaining production term. The SC 6B production term reached its 50-year contract limit and expired last February 28, 2024. OPMC held a participating interest of 4.9092% in SC6 and 6B Cadlao and Bonita Block.

The Consortium applied for a Development and Production Service Contract covering the present Cadlao Block. On December 27, 2023, the Consortium submitted the Plan of Development for the Cadlao Field.

Further, in January 2024, the Consortium submitted a Letter of Intent and pertinent financial, technical and legal documents to apply for a development and production petroleum service contract under DC 2023-12-0033.

On May 30, 2024, the SC6B Consortium, through its Operator, received a letter from the DOE that the Consortium is legally, financially and technically qualified to enter into a DPPSC. The DOE and the Consortium have finished negotiating the DPPSC’s terms and conditions.

As of audit report date, the Cadlao DPPSC is currently in its final stage of review and evaluation.



Participating Interests

As at December 31, 2024 and 2023, the Parent Company and Linapacan Oil Gas and Power Corporation (LOGPOCOR) have the following participating interests in the various SCs (in percentage):

	2024	2023
SC 14 (Northwest Palawan)		
Block C1 (Galoc)	7.78505	7.78505
Block C2 (West Linapacan)	30.288	30.288

Among the other operations of the Group, the suspension of the production activities in the West Linapacan Oilfield raises uncertainties as to the profitability of the petroleum operations for the said oilfield. The profitability of petroleum operations related to the said oilfield is dependent upon discoveries of oil in commercial quantities as a result of the success of redevelopment activities thereof.

2. Basis of Preparation, Statement of Compliance and Basis of Consolidation

Basis of Preparation

The consolidated financial statements of the Parent Company and its wholly-owned subsidiaries, namely Linapacan Oil Gas and Power Corporation (LOGPOCOR), Oriental Mahogany Woodworks, Inc. (OMWI) and Oriental Land Corporation (OLC), collectively referred to as the “Group”, which include the share in the assets, liabilities, income and expenses of the joint operations covered by the SCs as discussed in Note 1 to the consolidated financial statements, have been prepared on a historical cost basis, except for equity instruments at fair value through other comprehensive income (FVOCI) that have been measured at fair value and crude oil inventory which is valued at net realizable value (NRV).

The consolidated financial statements are presented in U.S. Dollars, the Parent Company’s functional and presentation currency. All values are rounded to the nearest dollar, except when otherwise indicated.

For consolidation purposes, the financial statements of the Subsidiaries (OMWI and OLC) whose functional currency is Philippine Peso are translated to U.S. Dollars using the prevailing rate as of the reporting date for consolidated statement of financial position accounts and the weighted average rate for the reporting period for the consolidated statement of income and statement of comprehensive income accounts. The exchange differences arising from the translation are recognized in other comprehensive income (OCI), until disposal at which time the cumulative translation adjustment recognized in OCI is included in the consolidated statement of income.

Any other differences in the comparative amounts from the amounts in the consolidated financial statements for the year ended December 31, 2023 are solely the result of reclassifications for comparative purposes and are not material.

Statement of Compliance

The consolidated financial statements have been prepared in compliance with PFRS Accounting Standards.



Basis of Consolidation

The consolidated financial statements comprise the financial statements of the Parent Company and its subsidiaries as at December 31, 2024 and 2023 and for the years ended December 31, 2024, 2023 and 2022. The subsidiaries are all incorporated in the Philippines.

Subsidiaries	Principal Activity	Effective Percentage of Ownership	
		2024	2023
LOGPOCOR	Oil exploration and development	100%	100%
OMWI	Furniture manufacturing and distribution	100%	100%
OLC	Real estate	100%	100%

As at December 31, 2024 and 2023, OMWI and OLC have ceased their operations.

The financial statements of LOGPOCOR, OMWI and OLC are prepared for the same reporting year as the Parent Company, using consistent accounting policies.

3. Changes in Accounting Policies and Disclosures

The accounting policies adopted are consistent with those of the previous financial year, except for the adoption of the following new accounting pronouncements starting January 1, 2024. The Group has not early adopted any standard, interpretation or amendment that has been issued but is not yet effective.

The new accounting pronouncements do not have significant impact to the consolidated financial statements, unless otherwise indicated:

- Amendments to Philippine Accounting Standard (PAS) 1, *Classification of Liabilities as Current or Non-current*
The amendments clarify:
 - That only covenants with which an entity must comply on or before reporting date will affect a liability's classification as current or non-current.
 - That classification is unaffected by the likelihood that an entity will exercise its deferral right.
 - That only if an embedded derivative in a convertible liability is itself an equity instrument would the terms of a liability not impact its classification.
- Amendments to PFRS 16, *Lease Liability in a Sale and Leaseback*
The amendments specify how a seller-lessee measures the lease liability arising in a sale and leaseback transaction in a way that it does not recognize any amount of the gain or loss that relates to the right of use retained.
- Amendments to PAS 7 and PFRS 7, *Disclosures: Supplier Finance Arrangements*
The amendments specify disclosure requirements to enhance the current requirements, which are intended to assist users of financial statements in understanding the effects of supplier finance arrangements on an entity's liabilities, cash flows and exposure to liquidity risk.



Standards and Interpretations Issued but not yet Effective

Pronouncements issued but not yet effective are listed below. Unless otherwise indicated, the Group does not expect that the future adoption of the said pronouncements will have a significant impact on the Group's consolidated financial statements. The Group intends to adopt the following pronouncements when they become effective.

Effective beginning on or after January 1, 2025

- PFRS 17, *Insurance Contracts*
- Amendments to PAS 21, *Lack of Exchangeability*

Effective beginning on or after January 1, 2026

- Amendments to PFRS 9 and PFRS 7, *Classification and Measurement of Financial Instruments*
- Annual Improvements to PFRS Accounting Standards
 - Amendments to PFRS 1, *Hedge Accounting by a First-time Adopter*
 - Amendments to PFRS 7, *Gain or Loss on Derecognition*
 - Amendments to PFRS 9, *Lease Derecognition of Lease Liabilities and Transaction Price*
 - Amendments to PFRS 10, *Determination of a 'De Facto Agent'*
 - Amendments to PAS 7, *Cost Method*

Effective beginning on or after January 1, 2027

- PFRS 18, *Presentation and Disclosure in Financial Statements*
- PFRS 19, *Subsidiaries without Public Accountability*

Deferred Effectivity

- Amendments to PFRS 10, *Consolidated Financial Statements*, and PAS 28, *Sale or Contribution of Assets between an Investor and its Associate or Joint Venture*

4. Summary of Material Accounting Policies

Presentation of Consolidated Financial Statements

The Group has elected to present all items of recognized income and expense in two statements: a statement displaying components of profit or loss (consolidated statements of income) and a second statement beginning with profit or loss and displaying components of other comprehensive income (consolidated statements of comprehensive income).

Foreign Currency-Denominated Transactions and Translations

The consolidated financial statements are presented in U.S. Dollar, which is the Parent Company's functional and presentation currency. Each entity in the Group determines its own functional currency and items included in the consolidated financial statements of each entity are measured using that functional currency. Transactions in foreign currencies are initially recorded in the functional currency rate ruling at the date of the transaction. However, monetary assets and liabilities denominated in foreign currencies are retranslated at the functional currency exchange rate prevailing at the reporting date. Exchange gains or losses arising from foreign currency translations are charged or credited to the consolidated statements of income.

All differences are taken to the consolidated statement of income with the exception of differences on foreign currency borrowings that provide, if any, a hedge against a net investment in a foreign entity. These are taken directly to equity until disposal of the net investment, at which time they are recognized in the consolidated statement of income. Non-monetary items that are measured in terms of historical cost in foreign currency are translated using the exchange rates as at the dates of initial



transactions. Non-monetary items measured at fair value in a foreign currency are translated using the exchange rates at the date when the fair value was determined.

On consolidation, the assets and liabilities of subsidiaries with a different functional currency are translated into U.S. Dollar at the rate of exchange prevailing at the reporting date and their statements of income are translated at the average exchange rates for the year. The exchange differences arising on the translation for consolidation are recognized in OCI. On disposal of a foreign operation, the component of OCI relating to that particular foreign operation is recognized in the consolidated statement of income.

Cash and Cash Equivalents

Cash includes cash on hand and in banks. Cash in banks are stated at face amount and earn interest at the prevailing bank deposit rates. Cash equivalents are short-term, highly liquid investments that are readily convertible to known amounts of cash with original maturities of three months or less and that are subject to an insignificant risk of changes in value.

Short-term Investments

Short-term investments are placements in time deposits and other money market instruments with original maturities of more than three months but less than one year.

Financial Instruments

A financial instrument is any contract that gives rise to a financial asset of one entity and a financial liability or equity instrument of another entity.

Financial Assets

Initial Recognition and Measurement

Financial assets are classified, at initial recognition, as subsequently measured at amortized cost, fair value through OCI (FVOCI), and fair value through profit or loss (FVTPL).

The classification of financial assets at initial recognition depends on the financial asset's contractual cash flow characteristics and the Group's business model for managing them. With the exception of trade receivables that do not contain a significant financing component, the Group's initially measures a financial asset at its fair value plus, in the case of a financial asset not at FVTPL, transaction costs. Trade receivables that do not contain a significant financing component are measured at the transaction price determined under PFRS 15.

In order for a financial asset to be classified and measured at amortized cost or FVOCI, it needs to give rise to cash flows that are 'solely payments of principal and interest (SPPI) on the principal amount outstanding. This assessment is referred to as the SPPI test and is performed at an instrument level. Financial assets with cash flows that are not SPPI are classified and measured at FVTPL, irrespective of the business model.

The Group's business model for managing financial assets refers to how it manages its financial assets in order to generate cash flows. The Group's business model determines whether cash flows will result from collecting contractual cash flows, selling the financial assets, or both. Financial assets classified and measured at amortized cost are held within a business model with the objective to hold financial assets in order to collect contractual cash flows while financial assets classified and measured at FVOCI are held within a business model with the objective of both holding to collect contractual cash flows and selling.



Subsequent Measurement

For purposes of subsequent measurement, the Group's financial assets are classified in the following categories:

- Financial assets at amortized cost (debt instruments)
- Financial assets at FVOCI with recycling of cumulative gains and losses (debt instruments)
- Financial assets at FVOCI with no recycling of cumulative gains and losses (equity instruments)
- Financial assets at FVTPL

As of December 31, 2024 and 2023, the Group's financial assets pertain to financial assets at amortized cost (debt instruments) and financial assets designated at fair value through OCI (equity instruments).

Financial assets at amortized cost (debt instrument)

Financial assets at amortized cost are subsequently measured using the effective interest (EIR) method and are subject to impairment. Gains and losses are recognized in the consolidated statement of income when the asset is derecognized, modified or impaired. Financial assets at amortized cost are subsequently measured using the (EIR) method and are subject to impairment. Gains and losses are recognized in consolidated statement of income when the asset is derecognized, modified or impaired.

The Group's financial assets at amortized cost includes cash and cash equivalents, receivables and debt instruments at amortized cost.

Financial assets designated at fair value through OCI (equity instruments)

Upon initial recognition, the Group can elect to classify irrevocably its equity investments as equity instruments designated at FVOCI when they meet the definition of equity under PAS 32, *Financial Instruments: Presentation* and are not held for trading. The classification is determined on an instrument-by-instrument basis.

Gains and losses on these financial assets are never recycled to profit or loss. Dividends are recognized as other income in the consolidated statement of income when the right of payment has been established, except when the Group benefits from such proceeds as a recovery of part of the cost of the financial asset, in which case, such gains are recorded in OCI. Equity instruments designated at FVOCI are not subject to impairment assessment.

As of December 31, 2024 and 2023, the Group elected to classify irrevocably its quoted equity instruments under this category (see Note 9).

Impairment of financial assets

The Group recognizes an expected credit losses (ECL) for all debt instruments not held at FVTPL. ECLs are based on the difference between the contractual cash flows due in accordance with the contract and all the cash flows that the Group expects to receive, discounted at an approximation of the original effective interest rate. The expected cash flows will include cash flows from the sale of collateral held or other credit enhancements that are integral to the contractual terms.

ECLs are recognized in two stages. For credit exposures for which there has not been a significant increase in credit risk since initial recognition, ECLs are provided for credit losses that result from default events that are possible within the next 12-months (a 12-month ECL). For those credit exposures for which there has been a significant increase in credit risk since initial recognition, a loss



allowance is required for credit losses expected over the remaining life of the exposure, irrespective of the timing of the default (a lifetime ECL).

For cash and cash equivalents and debt instruments at amortized costs, the Group applies the low credit risk simplification. At every reporting date, the Group evaluates whether the debt instrument is considered to have low credit risk using all reasonable and supportable information that is available without undue cost or effort. In making that evaluation, the Group reassesses the internal credit rating of the debt instrument. In addition, the Group considers that there has been a significant increase in credit risk when contractual payments are more than 30 days past due. The probability of default and loss given defaults are publicly available and are considered to be low credit risk investments. It is the Group's policy to measure ECLs on such instruments on a 12-month basis. However, when there has been a significant increase in credit risk since origination, the allowance will be based on the lifetime ECL. To estimate the ECL for cash and cash equivalents, short-term and long-term investments and debt instruments, the Group uses the ratings published by a reputable rating agency.

For receivables, the Group applies a simplified approach in calculating ECLs. Therefore, the Group does not track changes in credit risk, but instead recognizes a loss allowance based on lifetime ECLs at each reporting date. The Group has established a provision matrix that is based on its historical credit loss experience, adjusted for forward-looking factors specific to the debtors and the economic environment.

The Group considers a financial asset in default when contractual payments are 90 days past due. However, in certain cases, the Group may also consider a financial asset to be in default when internal or external information indicates that the Group is unlikely to receive the outstanding contractual amounts in full before taking into account any credit enhancements held by the Group. A financial asset is written off when there is no reasonable expectation of recovering the contractual cash flows.

Financial Liabilities

Initial Recognition and Measurement

Financial liabilities are classified, at initial recognition, as financial liabilities at FVTPL, loans and borrowings, payables, or as derivatives designated as hedging instruments in an effective hedge, as appropriate.

All financial liabilities are recognized initially at fair value and, in the case of loans and borrowings and payables, net of directly attributable transaction costs.

Subsequent measurement

For purposes of subsequent measurement, financial liabilities are classified in two categories:

- Financial liabilities at FVTPL
- Financial liabilities at amortized cost (loans and borrowings)

Financial liabilities at amortized cost (Loans and borrowings)

This is the category most relevant to the Group. After initial recognition, loans and borrowings and payables are subsequently measured at amortized cost using the EIR method. Gains and losses are recognized in the consolidated statements of income when the liabilities are derecognized as well as through the EIR amortization process.

Amortized cost is calculated by taking into account any discount or premium on acquisition and fees or costs that are an integral part of the EIR. The EIR amortization is included as finance costs in the consolidated statements of income.



The Group's financial liabilities under this category includes accounts and other payables.

Derecognition of Financial Assets and Liabilities

Financial assets

A financial asset (or, where applicable, a part of a financial asset or part of a group of similar financial assets) is primarily derecognized (i.e., removed from the Group's consolidated statements of financial position) when:

- The rights to receive cash flows from the asset have expired; or
- The Group has transferred its rights to receive cash flows from the asset or has assumed an obligation to pay the received cash flows in full without material delay to a third party under a 'pass-through' arrangement; and either (a) the Group has transferred substantially all the risks and rewards of the asset, or (b) the Group has neither transferred nor retained substantially all the risks and rewards of the asset, but has transferred control of the asset.

When the Group has transferred its rights to receive cash flows from an asset or has entered into a pass-through arrangement, it evaluates if, and to what extent, it has retained the risks and rewards of ownership. When it has neither transferred nor retained substantially all of the risks and rewards of the asset, nor transferred control of the asset, the Group continues to recognize the transferred asset to the extent of its continuing involvement. In that case, the Group also recognizes an associated liability. The transferred asset and the associated liability are measured on a basis that reflects the rights and obligations that the Group has retained.

Continuing involvement that takes the form of a guarantee over the transferred asset is measured at the lower of the original carrying amount of the asset and the maximum amount of consideration that the Group could be required to repay.

Financial liability

A financial liability is derecognized when the obligation under the liability is discharged or cancelled or has expired. When an existing financial liability is replaced by another from the same lender on substantially different terms, or the terms of an existing liability are substantially modified, such an exchange or modification is treated as the derecognition of the original liability and the recognition of a new liability. The difference in the respective carrying amounts is recognized in the consolidated statement of income.

Offsetting of Financial Instruments

Financial assets and financial liabilities are offset and the net amount is reported in the consolidated statement of financial position if there is a currently enforceable legal right to offset the recognized amounts and there is an intention to settle on a net basis, to realize the assets and settle the liabilities simultaneously. The Group assesses that it has a currently enforceable right of offset if the right is not contingent on a future event, and is legally enforceable in the normal course of business, event of default, and event of insolvency or bankruptcy of the Company and all of the counterparties.

Fair Value Measurement

Fair value is the price that would be received to sell an asset or paid to transfer a liability in an orderly transaction between market participants at the measurement date. The fair value measurement is based on the presumption that the transaction to sell the asset or transfer the liability takes place either:

- In the principal market for the asset or liability, or,
- In the absence of a principal market, in the most advantageous market for the asset or liability



The principal or the most advantageous market must be accessible to the Group.

The fair value of an asset or a liability is measured using the assumptions that market participants would use when pricing the asset or liability, assuming that market participants act in their economic best interest.

A fair value measurement of a non-financial asset takes into account a market participant's ability to generate economic benefits by using the asset in its highest and best use or by selling it to another market participant that would use the asset in its highest and best use.

The Group uses valuation techniques that are appropriate in the circumstances and for which sufficient data are available to measure fair value, maximizing the use of relevant observable inputs and minimizing the use of unobservable inputs.

All assets and liabilities for which fair value is measured or disclosed in the consolidated financial statements are categorized within the fair value hierarchy, described as follows, based on the lowest level input that is significant to the fair value measurement as a whole:

- Level 1 - Quoted (unadjusted) market prices in active markets for identical assets or liabilities
- Level 2 - Valuation techniques for which the lowest level input that is significant to the fair value measurement is directly or indirectly observable
- Level 3 - Valuation techniques for which the lowest level input that is significant to the fair value measurement is unobservable

For assets and liabilities that are recognized in the consolidated financial statements on a recurring basis, the Group determines whether transfers have occurred between Levels in the hierarchy by re-assessing categorization (based on the lowest level input that is significant to the fair value measurement as a whole) at the end of each reporting period.

Crude Oil Inventory

Crude oil inventory is carried at NRV at the time of production. NRV is the estimated Brent oil selling price less cost to sell. The estimated selling price is the market value of crude oil inventory for the reporting month adjusted taking into account fluctuations of price directly relating to events occurring after the end of the reporting period to the extent that such events confirm conditions existing at the end of the reporting period. Estimated cost to sell is the cost incurred necessary to complete the sale (e.g., freight charges, transportation costs, etc.). The share in the ending crude oil inventory is not recognized as revenue and charged against share in costs and operating expenses.

Property and Equipment

Transportation equipment, office furniture and equipment and leasehold improvement are carried at cost less accumulated depreciation and any impairment in value.

The initial cost of property and equipment comprises its construction cost or purchase price and any directly attributable costs of bringing the property and equipment to its working condition and location for its intended use. Subsequent costs are capitalized as part of these assets only when it is probable that future economic benefits associated with the item will flow to the Group and the cost of the items can be measured reliably. All other repairs and maintenance are charged against current operations as incurred. Wells, platforms and other facilities are carried at cost less accumulated depletion and any impairment in value.



In situations where it can be clearly demonstrated that the expenditures have resulted in an increase in the future economic benefits expected to be obtained from the use of an item of property and equipment beyond its originally assessed standard of performance, the expenditures are capitalized as additional costs of property and equipment.

When assets are retired or otherwise disposed of, the cost of the related accumulated depletion and depreciation and amortization and provision for impairment losses, if any, are removed from the accounts and any resulting gain or loss is credited or charged against current operations.

Depreciation of property and equipment, other than wells, platforms and other facilities, commences once the assets are put into operational use and is computed on a straight-line basis over the estimated useful lives (EUL) of the assets as follows:

	Years
Transportation equipment	6
Office furniture and equipment	5-10
Leasehold improvement	5

The EUL and depletion and depreciation, residual values and amortization methods are reviewed periodically to ensure that the period and methods of depletion and depreciation and amortization are consistent with the expected pattern of economic benefits from items of property and equipment.

Depletion and depreciation of an item of property and equipment begins when it becomes available for use, i.e., when it is in the location and condition necessary for it to be capable of operating in the manner intended by management.

Depletion and depreciation ceases when an item of property and equipment is fully depleted or depreciated or at the earlier of the date that the item is classified as held for sale (or included in a disposal group that is classified as held for sale) in accordance with PFRS 5, *Non-current Assets Held for Sale and Discontinued Operations*, and the date the asset is derecognized. The Group uses the unit-of-production method in depleting its wells, platforms and other facilities, hence the charge can be zero while there is no production.

When assets are retired or otherwise disposed of, the cost and related accumulated depletion, and depreciation, and any allowance for impairment are removed from the accounts and any gain or loss resulting from their disposals is recognized in the consolidated statement of income.

The asset's reserves, useful lives and depletion and depreciation methods are reviewed periodically to ensure that the periods and methods of depletion and depreciation are consistent with the expected pattern of economic benefits from items of property and equipment.

Fully depreciated assets are retained in the account until they are no longer in use and no further depreciation is charged to current operations.

Other Noncurrent Assets

Deferred Exploration Costs

The Group follows the full cost method of accounting for exploration costs determined on the basis of each SC area. Under this method, all exploration costs relating to each SC are deferred pending determination of whether the contract area contains oil and gas reserves in commercial quantities. The exploration costs relating to the SC area where oil and gas in commercial quantities are discovered are subsequently capitalized as "Wells, platforms and other facilities" shown under the "Property and equipment" account in the consolidated statement of financial position upon commercial production. When the SC is permanently abandoned or the Group has withdrawn from



the consortium, the related deferred oil exploration costs are written off. SCs are considered permanently abandoned if the SCs have expired and/or there are no definite plans for further exploration and/or development.

Interest in Joint Arrangements

PFRS Accounting Standards defines a joint arrangement as an arrangement over which two or more parties have joint control over the arrangement. Joint control is the contractually agreed sharing of control of an arrangement, which exists only when decisions about the relevant activities (being those that significantly affect the returns of the arrangement) require unanimous consent of the parties sharing control.

Joint Operations

A joint operation is a type of joint arrangement whereby the parties that have joint control of the arrangement have rights to the assets and obligations for the liabilities, relating to the arrangement.

In relation to its interests in joint operations, the Group recognizes its:

- Assets, including its share of any assets held jointly
- Liabilities, including its share of any liabilities incurred jointly
- Revenue from the sale of its share of the output arising from the joint operation
- Share of the revenue from the sale of the output by the joint operation
- Expenses, including its share of any expenses incurred jointly.

Impairment of Nonfinancial Assets

The Group assesses at each reporting date whether there is an indication that the Group's property and equipment and deferred exploration costs may be impaired. If any such indication exists, or when an annual impairment testing for an asset is required, the Group makes an estimate of the asset's recoverable amount. Recoverable amount is the higher of an asset's or cash-generating unit's (CGU) fair value less cost to sell and its value-in-use and is determined for an individual asset, unless the asset does not generate cash inflows that are largely independent of those from other assets or group of assets.

Where the carrying amount of an asset exceeds its recoverable amount, the asset is considered impaired and is written down to its recoverable amount. In assessing value-in-use, the estimated future cash flows are discounted to their present value using a pre-tax discount rate that reflects current market assessments of the time value of money and the risks specific to the asset.

An assessment is made at each reporting date as to whether there is any indication that previously recognized impairment losses may no longer exist or may have decreased. If such indication exists, the Group makes an estimate of recoverable amount. A previously recognized impairment loss is reversed only if there has been a change in the estimates used to determine the asset's recoverable amount since the last impairment loss was recognized. If that is the case, the carrying amount of the asset is increased to its recoverable amount. That increased amount cannot exceed the carrying amount that would have been determined, net of depletion, depreciation and amortization, had no impairment loss been recognized for the asset in prior years. Such reversal is recognized in the consolidated statements of income unless the asset is carried at revalued amount, in which case the reversal is treated as a revaluation increase.



Equity

Capital Stock

Capital stock is measured at par value for all shares subscribed, issued and outstanding. When the Group issues more than one class of stock, a separate account is maintained for each class of stock and the number of shares issued. When the Group issues shares in excess of par, the excess is recognized in the “Capital in excess of par value” account; any incremental costs incurred directly attributable to the issuance of new shares are treated as deduction from it. If additional paid-in capital is not sufficient, the excess is charged against retained earnings.

Subscriptions Receivable

Subscriptions receivable represents the amount for which the shares were subscribed but not fully paid.

Retained Earnings

Retained earnings represents cumulative balance of profit and losses of the Group and with consideration of any changes in accounting policies and errors applied retrospectively.

Earnings Per Share (EPS)

EPS is determined by dividing net income by the weighted average number of shares outstanding for each year after retroactive adjustment for any stock dividends declared.

Other Comprehensive Income (OCI)

OCI are items of income and expense that are not recognized in profit or loss for the year in accordance with PFRS Accounting Standards. The Group’s OCI pertains to reserve for fluctuation in value of FVOCI, remeasurement gains (losses) on pension liability and cumulative translation adjustment. Reserve for fluctuation in value of FVOCI and remeasurement gains (losses) on pension liability cannot be recycled to consolidated statements of income in the subsequent period. Upon derecognition, the cumulative translation adjustment is recycled to consolidated statements of income.

Revenue Recognition

Revenue from contracts with customers is recognized when control of the goods or services are transferred to the customer at an amount that reflects the consideration to which the Group expects to be entitled in exchange for those goods or services. The Group has generally concluded that it is the principal in its revenue arrangements because it typically controls the goods or services before transferring them to the customer.

Revenue from Petroleum Operation

Revenue from petroleum operation is recognized at a point in time when the control of the goods has transferred from the Consortium Operator, on behalf of the sellers, to the buyer at the delivery point. Revenue is measured at the fair value of the consideration received or receivable.

The revenue recognized from the sale of petroleum products pertains to the Group’s share in revenue from the joint operations. The revenue sharing is accounted for in accordance with PFRS 11, *Joint Arrangements*.

Interest Income

Interest income is recognized as it accrues using the EIR method, the rate that exactly discounts estimated future cash receipts through the expected life of the financial asset to the net carrying amount of that financial asset.



Dividend Income

Dividend income is recognized when the Group's right to receive the dividend is established, which is generally when the shareholders approve the dividend.

Costs and Expenses

Cost of services and general and administrative expenses are recognized in the consolidated statement of income when decrease in future economic benefits related to a decrease in an asset or an increase in a liability has arisen that can be measured reliably. These are recognized:

- (a) on the basis of a direct association between the costs incurred and the earning of specific items of income;
- (b) on the basis of systematic and rational allocation procedures when economic benefits are expected to arise over several accounting periods and the association can only be broadly or indirectly determined; or
- (c) immediately when expenditure produces no future economic benefits or when, and to the extent that, future economic benefits do not qualify or cease to qualify, for recognition in the consolidated statements of financial position as an asset.

Petroleum Production Cost

Petroleum production cost represents costs that are directly attributable in recognizing revenue from petroleum operations.

General and Administrative Expenses

General and administrative expenses constitute the costs of administering the business and are recognized when incurred.

Leases

Short-term leases and leases of low-value assets

The Group applies the short-term lease recognition exemption to its short-term leases of machinery and equipment (i.e., those leases that have a lease term of 12 months or less from the commencement date and do not contain a purchase option). It also applies the lease of low-value assets recognition exemption to leases of office equipment that are considered to be low value. Lease payments on short-term leases and leases of low-value assets are recognized as expense on a straight-line basis over the lease term.

Income Taxes

Current income tax

Current income tax assets and liabilities for the current and prior periods are measured at the amount expected to be recovered from or paid to the taxation authorities. The tax rates and tax laws used to compute the amount are those that are enacted or substantively enacted at the reporting date.

Current income tax is recognized in the consolidated statements of income, except to the extent that it relates to items recognized in other comprehensive income or directly in equity, in which case the tax is also recognized in other comprehensive income or directly in equity, respectively. Management periodically evaluates positions taken in the tax returns with respect to situations in which applicable tax regulations are subject to interpretation and establishes provisions where appropriate.

Deferred Income Tax

Deferred income tax is provided, using the balance sheet liability, on all temporary differences, with certain exceptions, at reporting date between the tax bases of assets and liabilities and their carrying amounts for financial reporting purposes.



Deferred tax liabilities are recognized for all taxable temporary differences, except:

- when the deferred tax liability arises from the initial recognition of goodwill or an asset or liability in a transaction that is not a business combination and, at the time of the transaction, affects neither the accounting profit nor taxable profit or loss; and
- in respect of taxable temporary differences associated with investments in subsidiaries, associates and interests in joint arrangements, when the timing of the reversal of the temporary differences can be controlled and it is probable that the temporary differences will not reverse in the foreseeable future.

Deferred tax assets are recognized for all deductible temporary differences, carryforward of unused tax credits from excess of minimum corporate income tax (MCIT) over the regular corporate income tax (RCIT) and net operating loss carryover (NOLCO), to the extent that it is probable that taxable profit will be available against which the deductible temporary differences and carryforward benefits of unused tax credits from excess MCIT and NOLCO can be utilized, except:

- where the deferred tax asset relating to the deductible temporary difference arises from the initial recognition of an asset or liability in a transaction that is not a business combination and, at the time of the transaction, affects neither the accounting profit nor taxable profit; and
- in respect of deductible temporary differences associated with investments in subsidiaries, associates and interests in joint ventures, deferred tax assets are recognized only to the extent that it is probable that the temporary differences will reverse in the foreseeable future and taxable profit will be available against which the temporary differences can be utilized.

The carrying amount of deferred tax assets is reviewed at each financial reporting date and reduced to the extent that it is no longer probable that sufficient taxable profit will be available to allow all or part of the deferred tax asset to be utilized. Unrecognized deferred tax assets are reassessed at each reporting date and are recognized to the extent that it has become probable that future taxable profit will allow the deferred tax assets to be recovered.

Deferred tax assets and liabilities are measured at the tax rate that are expected to apply to the period when the asset is realized or the liability is settled, based on tax rates and tax laws that have been enacted or substantively enacted at the reporting date.

Accordingly, deferred tax relating to other comprehensive income and equity items are recognized directly in equity and other comprehensive income, respectively.

Deferred tax assets and deferred tax liabilities are offset, if a legally enforceable right exists to set off current tax assets against current tax liabilities and the deferred taxes relate to the same taxable entity and the same taxation authority.

Retirement Benefit Liability

The net defined benefit liability or asset is the aggregate of the present value of the defined benefit obligation at the end of the reporting period reduced by the fair value of plan assets (if any), adjusted for any effect of limiting a net defined benefit asset to the asset ceiling. The asset ceiling is the present value of any economic benefits available in the form of refunds from the plan or reductions in future contributions to the plan.

The cost of providing benefits under the defined benefit plans is actuarially determined using the projected unit credit method.



Defined benefit costs comprise the following:

- Service costs
- Net interest on the net defined benefit liability or asset
- Remeasurements of net defined benefit liability or asset

Service costs which include current service costs, past service costs and gains or losses on non-routine settlements are recognized as expense in the consolidated statements of income. Past service costs are recognized when plan amendment or curtailment occurs. These amounts are calculated periodically by independent qualified actuary.

Net interest on the net defined benefit liability or asset is the change during the period in the net defined benefit liability or asset that arises from the passage of time which is determined by applying the discount rate based on government bonds to the net defined benefit liability or asset.

Net interest on the net defined benefit liability or asset is recognized as expense or income in the consolidated statements of income.

Remeasurements comprising actuarial gains and losses, return on plan assets and any change in the effect of the asset ceiling (excluding net interest on defined benefit liability) are recognized immediately in OCI in the period in which they arise. Remeasurements are not reclassified to consolidated statements of income in subsequent periods. All remeasurements recognized in OCI account "Remeasurement gains (losses) on pension liabilities" are not reclassified to another equity account in subsequent periods.

Plan assets are assets that are held by a long-term employee benefit fund. Plan assets are not available to the creditors of the Group, nor can they be paid directly to the Group. Fair value of plan assets is based on market price information. When no market price is available, the fair value of plan assets is estimated by discounting expected future cash flows using a discount rate that reflects both the risk associated with the plan assets and the maturity or expected disposal date of those assets (or, if they have no maturity, the expected period until the settlement of the related obligations). If the fair value of the plan assets is higher than the present value of the defined benefit obligation, the measurement of the resulting defined benefit asset is limited to the present value of economic benefits available in the form of refunds from the plan or reductions in future contributions to the plan.

The Group's right to be reimbursed of some or all of the expenditure required to settle a defined benefit obligation is recognized as a separate asset at fair value when and only when reimbursement is virtually certain.

Operating Segments

The Group's operating businesses are organized and managed separately according to the nature of the products and services provided, with each segment representing a strategic business unit that offers different products and serves different markets. The Group's business and only operating segment pertains to oil exploration and development. Business segments involved in furniture manufacturing and distribution and real estate have ceased operations.

Provisions

Provisions are recognized only when the Group has: (a) a present obligation (legal or constructive) as a result of a past event; (b) it is probable that an outflow of resources embodying economic benefits will be required to settle the obligation; and (c) a reliable estimate can be made of the amount of the obligation. If the effect of the time value of money is material, provisions are determined by



discounting the expected future cash flows at a pre-tax rate that reflects current market assessments of the time value of money and, where appropriate, the risks specific to the liability. Where discounting is used, the increase in the provision due to the passage of time is recognized as an interest expense. Provisions are reviewed at each reporting date and adjusted to reflect the current best estimate. If it is no longer probable that an outflow of the resources embodying economic benefits will be required to settle the obligation, the provision is reversed.

Events After the Reporting Date

Post year-end events up to the date of auditor's report that provide additional information about the Group's position at the reporting date (adjusting events) are reflected in the consolidated financial statements. Post year-end events that are non-adjusting events are disclosed in the notes to consolidated financial statements when material.

5. Material Accounting Judgments, Estimates and Assumptions

The preparation of the consolidated financial statements in compliance with PFRS Accounting Standards requires the Group to make judgments, estimates and assumptions that affect the amount reported in the consolidated financial statements and accompanying notes. Future events may occur which will cause the assumptions used in arriving at the estimates to change. The effects of any change in estimates are reflected in the consolidated financial statements, as they become reasonably determinable.

Judgments, estimates and assumptions are continually evaluated and are based on historical experience and other factors, including expectations of future events that are believed to be reasonable under the circumstances.

Judgment

In the process of applying the Group's accounting policies, management has made the following judgments, apart from those involving estimations, which has the most significant effect on the amounts recognized in the consolidated financial statements.

Determination and Classification of a Joint Arrangement

Judgment is required to determine when the Group has joint control over an arrangement, which requires an assessment of the relevant activities and when the decisions in relation to those activities require unanimous consent. The Group has determined that the relevant activities for its joint arrangements are those relating to operations and capital decisions of the arrangement.

Judgment is also required to classify a joint arrangement. Classifying the arrangement requires the Group to assess their rights and obligations arising from the arrangement. Specifically, the Group considers:

- The structure of the joint arrangement - whether structured through a separate vehicle
- When the arrangement is structured through a separate vehicle, the Group considers the rights and obligations arising from:
 - a. The legal form of the separate vehicle;
 - b. The terms of the contractual arrangement; and
 - c. Other facts and circumstances (when relevant).



This assessment often requires significant judgment, and a different conclusion on joint control and also whether the arrangement is a joint operation or a joint venture, may materially impact the accounting treatment for each assessment.

As at December 31, 2024 and 2023, there has been no change in the Group's joint arrangement classification and remains to be in the form of a joint operation.

Determination of Functional Currency

The entities within the Group determine the functional currency based on economic substance of underlying circumstances relevant to each entity within the Group. The determination of functional currency was based on the primary economic environment in which each of the entities generates and expends cash. The Parent Company and LOGPOCOR's functional currency is the US Dollar while the functional currency of OMWI and OLC is the Philippine Peso.

As at December 31, 2024 and 2023, the Group's cumulative translation adjustment amounted to \$0.67 million and \$0.71 million, respectively.

Provisions and Contingencies

In the normal course of business, the Group is subject to certain exposure and claims by third parties. The Group does not believe that this exposure will have a probable material effect on the Group's financial position. It is possible, however, that future results of operations could be materially affected by changes in the judgment and estimates or in the effectiveness of the strategies relating to this exposure.

Estimates and Assumptions

The key assumptions concerning the future and other key sources of estimation uncertainty at the reporting date, that have a significant risk of causing a material adjustment to the carrying amounts of assets and liabilities within the next financial year are discussed below:

Estimation of Provision for ECLs of Receivables

The Group uses a provision matrix to calculate ECLs for its receivables and debt instruments measured at amortized cost, in line with the simplified approach in calculating ECL. The provision rates are based on days past due of each counterparty that have similar loss pattern.

The provision matrix is initially based on the Group's historically observed default rates. The Group calibrates the matrix to adjust the historical credit loss experience with forward-looking information. For instance, if forecast economic conditions (i.e., gross domestic product and inflation rate) are expected to deteriorate over the next year which can lead to an increased number of defaults of the counter parties, the historical default rates are adjusted. At every reporting date, the historically observed default rates are updated and changes in the forward-looking estimates are analyzed.

The assessment of the correlation between historical observed default rates, forecasted economic conditions and ECLs is a significant estimate. The amount of ECLs is sensitive to changes in circumstances and of forecasted economic conditions. The Group's historical credit loss experience and forecast of economic conditions may also not be representative of the counter party's actual default in the future.

No provision for ECL on the Group's receivables were recognized in 2024, 2023 and 2022. The carrying value of receivables amounted to \$0.58 million and \$0.63 million as at December 31, 2024 and 2023, respectively (see Note 7).



Estimating Provision for Plug and Abandonment Costs

Significant estimates and assumptions are made in determining the provision for decommissioning. Factors affecting the ultimate amount of liability include estimates of the extent and costs of decommissioning activities, technological changes, regulatory changes, cost increases, and changes in discount and foreign exchange rates. Those uncertainties may result in future actual expenditure differing from the amounts currently provided.

The Group recognized provision for plug and abandonment costs amounting to \$1.12 million and \$1.09 million as at December 31, 2024 and 2023, respectively with respect to the decommissioning plan for SC 14C1 - Galoc Block (see Note 12). There were no plug and abandonment costs incurred in 2024 and 2023 as SC 14C1, the sole operating block, is not yet due for plugging and abandonment.

Estimation of Oil Reserves

The estimation of oil reserves requires significant judgment and assumptions by management and engineers and has a material impact on the consolidated financial statements, particularly on the depletion of wells, platforms and other facilities and impairment testing. There is the inherent uncertainty in estimating oil reserve quantities arising from the exercise of significant management judgment and consideration of inputs from geologists/engineers and complex contractual arrangements involved as regards the Group's share of reserves in the service contract area. This reserve estimate also depends on the amount of reliable geological and engineering data available at the time of the estimate and the interpretation of these data.

Estimates of reserves for undeveloped or partially developed fields are subject to greater uncertainty over their future life than estimates of reserves for fields that are substantially developed and depleted. As a field goes into production, the amount of proved and probable reserves will be subject to future revision once additional information becomes available. As those fields are further developed, new information may lead to revisions.

The estimated remaining proved and probable oil reserves totaled to 0.40 million and 0.89 million barrels for Galoc oil field as of December 31, 2024 and 2023, respectively. Meanwhile, SC 14C2 remains without production, thus depletion charge is nil in 2024, 2023 and 2022.

All proved and probable reserve estimates are subject to revision, either upward or downward, based on new information, such as from development drilling and production activities or from changes in economic factors, including product prices, contract terms or development plans. Estimates of reserves for undeveloped or partially developed fields are subject to greater uncertainty over their future life than estimates of reserves for fields that are substantially developed and depleted. As those fields are further developed, new information may lead to revisions.

The carrying values of wells, platforms and other facilities amounted to \$10.79 million and \$11.20 million as of December 31, 2024 and 2023, respectively. The Group recognized depletion expense amounting to \$0.34 million, \$0.40 million and \$0.47 million in 2024, 2023, and 2022 respectively (see Notes 8 and 10).

Impairment of wells, platforms and other facilities of SC14C2

Impairment exists when the carrying value of an asset or cash generating unit exceeds its recoverable amount, which is the higher of its fair value less costs of disposal and its value-in-use. The fair value less costs of disposal calculation is based on available data from binding sales transactions, conducted at arm's length, for similar assets or observable market prices less incremental costs of disposing of the asset. The value-in-use calculation is based on a discounted cash flows (DCF) model. The cash flows are derived from the budget for the next seven years for SC 14C2 in 2024 and 2023, and do not



include restructuring activities that the Group is not yet committed to or significant future investments that will enhance the performance of the assets of the CGU being tested.

The calculation of value-in-use for the Wells, Platforms and Other Facilities of SC 14C2 is most sensitive to the forecasted oil prices which are estimated with reference to external market forecasts of Brent crude prices; volume of resources and reserves which are based on resources and reserves report prepared by third parties; capital expenditure, production and operating costs which are based on the Group's historical experience, approved work programs and budgets, and latest life of well models; and discount rate which were estimated based on the industry weighted average cost of capital (WACC), which includes the cost of equity and debt after considering the gearing ratio. The pre-tax discount rates applied to cash flow projections are 10.90% and 11.10% as at December 31, 2024 and 2023, respectively. The key assumptions used to determine the recoverable amount for this CGU are disclosed and further explained in Note 10.

No impairment losses were recognized in 2024, 2023, and 2022 for SC 14C2. The carrying values of wells, platforms and other facilities of SC 14C2 amounted to \$10.28 million, as of December 31, 2024 and 2023, out of the \$10.79 million and \$11.20 million total balance of the Group's wells, platforms and other facilities as of December 31, 2024 and 2023, respectively (see Note 10).

Estimating Retirement Benefit Expense

The cost of pension and the present value of the pension obligation are determined using actuarial valuations. The actuarial valuation involves making various assumptions. These assumptions are described in Note 16 and include among others, the determination of the discount rate, salary increase rate and employee turnover rate. Due to the complexity of the valuation, the underlying assumptions and its long-term nature, defined benefit obligations are highly sensitive to changes in these assumptions. All assumptions are reviewed at each reporting date.

In determining the appropriate discount rate, management considers the interest rates of government bonds that are denominated in the currency in which the benefits will be paid, with extrapolated maturities corresponding to the expected duration of the defined benefit obligation. Salary increase rate is based on expected future inflation rates for the specific country and other relevant factors and employee turnover rate is based on Group's experience on employees resigning prior to their retirement.

Pension (asset)/liability amounted to (\$1,082) and \$96,238 as at December 31, 2024 and 2023, respectively (see Note 16).

Assessing Recoverability of Deferred Income Tax Assets

Deferred tax assets are recognized for all deductible temporary differences to the extent that it is probable that taxable income will be available against which the deductible temporary differences can be utilized. The Group's assessment on the recognition of deferred tax assets on deductible temporary differences is based on the projected taxable income in the succeeding periods. This projection is based on the Company's past results and future results of operations.

As at December 31, 2024 and 2023, the Group has recognized deferred income tax assets amounting to \$0.84 million and \$0.79 million, respectively (see Note 17).

Assessing Recoverability of Deferred Oil Exploration Costs

The Group assesses impairment on deferred exploration costs when facts and circumstances suggest that the carrying amount of the asset may exceed its recoverable amount. Deferred oil exploration costs are reviewed for impairment whenever circumstances indicate that the carrying amount of an asset may not be recoverable.



Facts and circumstances that would require an impairment assessment as set forth in PFRS 6, *Exploration for and Evaluation of Mineral Resources*, are as follows:

- The period for which the Group has the right to explore in the specific area has expired or will expire in the near future, and is not expected to be renewed;
- Substantive expenditure on further exploration for and evaluation of mineral resources in the specific area is neither budgeted nor planned;
- Exploration for and evaluation of mineral resources in the specific area have not led to the discovery of commercially viable quantities of mineral resources and the entity has decided to discontinue such activities in the specific area; and
- Sufficient data exist to indicate that, although a development in the specific area is likely to proceed in full from successful development or by sale.

Key inputs and assumptions used in the assessment are as follows:

- Estimated reserves – which are based on oil resources reports based on the information gathered from seismic and geological data, analyses and evaluation activities;
- Pre-tax discount rate of 10.90% in 2024 and 11.10% in 2023 – which represent the current market assessment of the risks specific to each CGU, taking into consideration the time value of money and individual risks of the underlying assets that have not been incorporated in the cash flow estimates. The discount rate calculation is derived from the Group's weighted average cost of capital (WACC), with appropriate adjustments made to reflect the risks specific to the CGU and to determine pre-tax rate. The WACC takes into account both debt and equity. Adjustments to discount rate are made to factor in the specific amount and timing of the future tax flows in order to reflect a pre-tax discount rate; and
- Oil prices of \$75/bbl in 2024 and 2023 – which are estimated with reference to external market forecasts of Brent and WTI crude prices.

The Group used a weighted average scenario probability in its calculation of value in use.

As at December 31, 2024 and 2023, the carrying values of deferred oil exploration costs amounted to \$0.66 million. No impairment losses were recognized in 2024, 2023 and 2022 (see Note 11).

6. Cash and Cash Equivalents

	2024	2023
Cash on hand	\$178	\$180
Cash in banks	7,716,726	1,450,756
Cash equivalents	15,197,213	15,735,779
	\$22,914,117	\$17,186,715

Cash in banks earn interest at the prevailing bank deposit rates. Cash equivalents are made for varying periods of up to three (3) months depending on the immediate cash requirements of the Group and earn interest at the prevailing short-term deposit rates ranging from 4.88% to 6.38% and 3.40% to 6.38% per annum in 2024 and 2023, respectively.

Interest income earned from cash in banks and short-term deposits amounted to \$0.92 million, \$0.72 million and \$0.22 million in 2024, 2023 and 2022, respectively.

There are no cash restrictions on the Group's cash balance as at December 31, 2024 and 2023.



7. Receivables

	2024	2023
Due from operators (Note 8)	\$61,249	\$54,707
Interest receivable	318,684	363,252
Dividends receivable	202,587	207,205
	\$582,520	\$625,164

Due from operators represent the excess of proceeds from crude oil liftings over the amounts advanced by the contract operator for the Group's share in exploration, development and production expenditures.

Due from operators are noninterest-bearing and are generally on 1 to 30-day terms. There are no past due nor impaired receivables as at December 31, 2024 and 2023.

Interest receivable pertains to interest income to be received by the Group in relation to its debt instruments at amortized cost.

Dividends receivable pertains to cash dividends to be received by the Group in relation to its quoted equity instruments at FVOCI (see Note 9).

8. Interest in Joint Operations

The Group's interests in the joint operations in the various SCs, and any liabilities incurred jointly with the other partners, as well as the related revenue and expenses of the joint operations, which are included in the consolidated financial statements, are as follows:

	2024	2023
Current assets:		
Due from operators (Note 7)	\$61,249	\$54,707
Crude oil inventory	635,154	975,698
	696,403	1,030,405
Noncurrent assets:		
Property and equipment (Note 10)		
Wells, platforms and other facilities	89,567,682	89,557,624
Less accumulated depletion, depreciation and amortization	(78,706,995)	(78,364,495)
Adjustment to remeasure decommissioning asset	(66,421)	10,058
Decommissioning fund (Note 11)	943,946	909,430
Deferred exploration costs (Note 11)	662,844	662,844
	12,401,056	12,775,461
Non-current liabilities:		
Provision for plug & abandonment (Note 8)	(1,123,055)	(1,085,812)
	\$11,974,404	\$12,720,054



	2024	2023	2022
Revenue from petroleum operations	\$3,106,984	\$3,020,421	\$3,614,375
Cost of petroleum operations:			
Petroleum production costs	2,295,545	1,946,240	1,634,386
Depletion, depreciation and amortization expenses (Note 10)	372,380	437,332	486,931
	2,667,925	2,383,572	2,121,317
	\$439,059	\$636,849	\$1,493,058

Petroleum production costs consist of the share in the costs incurred in relation to the floating, production, storage and offloading (FPSO), operations management, general and administrative, supply vessel, insurance expenses, marketing fees and freight costs, training and scholarship fund, repairs and maintenance, and the charges related to the net realizable value of inventories.

9. Investments

Equity Instruments at FVOCI

Equity instruments at FVOCI represent equity instruments in quoted shares carried at fair value as at the end of the reporting period.

The total carrying value of the Group's equity instruments at FVOCI amounted to \$18.31 million and \$21.21 million as at December 31, 2024 and 2023, respectively.

Movement in the reserve for changes in value of equity instruments at FVOCI are as follows:

	2024	2023
Balances at beginning of year	(\$5,392,197)	(\$4,567,769)
Fair value changes during the year	323,369	(824,428)
Balances at end of year	(\$5,068,828)	(\$5,392,197)

The carrying values of equity instruments at FVOCI have been determined as follows:

	2024	2023
Balances at beginning of year	\$21,212,455	\$26,616,788
Additions	3,589,146	1,199,845
Redemption/disposal	(6,816,795)	(5,779,750)
Fair value changes during the year	323,369	(824,428)
Balances at end of year	\$18,308,175	\$21,212,455

Dividend income earned and received from equity instruments at FVOCI amounted to \$1.20 million, \$1.51 million and \$1.74 million in 2024, 2023 and 2022, respectively.

Debt Instruments at Amortized Cost

In 2024, the Group acquired various fixed rate bonds from corporate bond issuers and government securities amounting to \$5.53 million (₦321.51 million). The various bonds pay interest at rates ranging from 6.25% to 6.97% per annum and will mature starting April 30, 2027 to June 24, 2031.



In 2023, the Group acquired various fixed rate bonds from government securities amounting to \$5.91 million (₱334.38 million). The various bonds pay interest at rates ranging from 5.75% to 6.13% per annum and will mature starting August 22, 2028 to April 11, 2029.

In 2022, the Group acquired various fixed rate bonds from corporate bond issuers and government securities amounting to \$6.46 million (₱336.51 million). The various bonds pay interest at rates ranging from 4.77% to 6.80% per annum and will mature starting February 18, 2027 to July 4, 2029.

In 2021, the Group acquired various fixed rate bonds from corporate bond issuers amounting to \$6.74 million (₱336.65 million). The various bonds pay interest at rates ranging from 3.60% to 8.50% per annum and will mature starting May 4, 2025 to December 2, 2028.

In 2019, the Group acquired various fixed rate bonds from corporate bond issuers amounting to \$13.47 million (₱700.00 million). The various bonds pay interest at rates ranging from 4.70% to 5.10% per annum and will mature starting June 28, 2021 to May 6, 2026.

The carrying values and movements of investments in bonds, classified as debt instruments at amortized cost, are as follows:

	2024	2023
Balances at beginning of year	\$36,818,345	\$30,613,863
Additions	5,527,690	5,913,342
Redemption	(5,764,698)	—
Unrealized foreign exchange gain (loss)	(1,337,603)	291,140
	35,243,734	36,818,345
Less: current portion	5,041,886	6,028,758
	\$30,201,848	\$30,789,587

Interest income earned from investments in debt instruments at amortized costs amounted to \$2.12 million, \$1.92 million and \$1.80 million in 2024, 2023 and 2022, respectively.

10. Property and Equipment

	2024			
	Wells, Platforms and Other Facilities (Notes 1 and 8)	Transportation Equipment	Office Improvement, Furniture and Equipment	Total
Cost				
Balances at beginning of year	\$89,567,682	\$271,037	\$142,955	\$89,981,674
Additions	—	—	2,628	2,628
Change in estimate of decommissioning liability	(66,421)	—	—	(66,421)
Balances at end of year	89,501,261	271,037	145,583	89,917,881
Accumulated Depletion, Depreciation and Amortization				
Balance at beginning of year	78,364,495	248,947	49,484	78,662,926
Depletion, depreciation and amortization (Note 8)	342,500	5,994	23,886	372,380
Balances at end of year	78,706,995	254,941	73,370	79,035,306
Net Book Values	\$10,794,266	\$16,096	\$72,213	\$10,882,575



	2023			
	Wells, Platforms and Other Facilities (Notes 1 and 8)	Transportation Equipment	Office Improvement, Furniture and Equipment	Total
Cost				
Balances at beginning of year	\$89,557,624	\$271,037	\$142,955	\$89,971,616
Change in estimate of decommissioning liability	10,058	—	—	10,058
Balances at end of year	89,567,682	271,037	142,955	89,981,674
Accumulated Depletion, Depreciation and Amortization				
Balance at beginning of year	77,961,191	238,809	25,596	78,225,594
Depletion, depreciation and amortization (Note 8)	403,304	10,140	23,888	437,332
Balances at end of year	78,364,495	248,947	49,484	78,662,926
Net Book Values	\$11,203,187	\$22,090	\$93,471	\$11,318,748

In 2024 and 2023, the Group performed impairment test for the Wells, Platforms and Other Facilities of SC 14C2 since it continues to be a non-producing block and its license to operate is nearing expiration.

Impairment test of SC 14C2 – West Linapacan

The recoverable amount of the Wells, Platforms and Other Facilities of SC 14C2 as at December 31, 2024 and 2023 has been determined based on a value-in-use calculation using cash flow projections from work program and budget approved by senior management covering a seven-year period as at those years. The work program and budget for the immediately succeeding year as at December 31, 2024 and 2023 were duly approved by the DOE. The pre-tax discount rates applied to the cash flow projections were 10.90% and 11.10% as of December 31, 2024 and 2023, respectively. As a result of this analysis, the management has not recognized any impairment for the Wells, Platforms and Other Facilities of SC 14C2 as at December 31, 2024 and 2023.

11. Other noncurrent assets

	2024	2023
Deferred exploration costs	\$764,228	\$754,875
Decommissioning fund	943,946	909,430
	\$1,708,174	\$1,664,305

Deferred exploration costs

The full recovery of the deferred oil exploration costs incurred in connection with the Group's participation in the acquisition and exploration of petroleum concessions is dependent upon the discovery of oil and gas in commercial quantities from the respective petroleum, concessions and the success of the future development thereof. Deferred exploration costs primarily relate to SC 6.

	2024	2023
Cadlao and Bonita Block – Oil Field (Note 8)	\$642,180	\$642,180
Zambales and Dinagat Islands – Nickel	101,383	92,030
Others (Note 8)	20,665	20,665
	\$764,228	\$754,875



SC 6 and 6B Cadlao and Bonita Block

SC 6B Bonita Block is part of the retained area of the original SC 6 granted in 1973. The 10-year exploration period and the subsequent 25-year production period expired last February 2009.

In 2009, a 15-year extension period for the Bonita Block was requested from and subsequently granted by the DOE.

In 2018, one of the joint venturers, Phinma Energy Corporation (formerly, Trans-Asia Oil & Energy Corporation), relinquished its participating interest of 14.063% and assigned this to the remaining partners. The relinquishment and assignment of interest was approved by the DOE.

An in-house evaluation completed by the Operator, The Philodrill Corporation, in early 2016 shows the East Cadlao Prospect has marginal resources which cannot be developed on a “stand-alone” basis. However, it remains prospective being near the Cadlao Field, which lies in another contract area. In view of this, the Consortium has requested for the reconfiguration of SC 6B to append the Cadlao Field for possible joint development in the future. On March 14, 2018, the DOE approved the annexation of SC 6 to SC 6B. Subsequently, a seismic reprocessing program over East Cadlao and Cadlao Field will now be undertaken.

On October 17, 2019, Philodrill, as the current operator of the SC 6B, received DOE’s approval for the transfer of 70% participating interest of the members of the consortium in SC 6B to Manta Oil Company Ltd. (MOCL / Manta Oil). As a result, the Parent Company’s interest in SC 6B decreased to 4.909%.

In 2020, the work program and budget for the calendar year 2021 was submitted and approved by the DOE. However, the preparation and submission of a new Plan of Development (POD) was delayed due to the COVID-19 pandemic which caused travel restrictions and lockdowns. The POD should have been submitted by the 1st Quarter of 2021 for DOE evaluation. A request by Manta Oil was made to the DOE for an extension for the submission of the new Cadlao POD. The extension request was granted up to December 2021.

In 2021, MOCL was unable to submit to the DOE a new Plan of Development (POD) for the shut-in Cadlao Oilfield as well as proof of financial capability.

On December 2, 2021 Manta Oil issued a “Mutual Release of Claims” followed on December 6, 2021 by a “Notice of Withdrawal” re-assigning and transferring back to the Farmors / Joint Venture Partners their original participating interests in Bonita / Cadlao Block.

With restoration of the original participating interests to the SC-6B Consortium, the Philodrill Corporation resumed the role as the Operator of the contract area.

In a Partners’ Meeting held on December 13, 2021, Nido Petroleum Pty Ltd, one of the JV Partners, indicated in their proposal the following:

1. Increase its participating in SC-6B
2. Propose a Work Program & Budget (WP&B) for the calendar year 2022
3. Plan for an appraisal drilling of well(s) including the conduct of an Extended Well Test (EWT) in the Cadlao Field.

The increase will be by way of the other partners assigning up to 70% of their original interest to Nido Petroleum. Finally, a Deed of Assignment (DOA) of interest was drawn up and was submitted to the DOE for evaluation and approval.



Under the proposed FIA the assigning partners will be carried free by Nido Petroleum in the proposed 2022 Work Program & Budget, cost of appraisal drilling and EWT as well as implementation of the new Plan of Development. The carry free is up to the declaration of field commerciality.

The DOE approved last 19 December 2022 the following:

- The reassignment of interest to the SC-6B Joint Venture after the exit of Manta Oil Co. (MOCL) from SC-6B.
- The Deed of Assignment (DOA) of participating interest in SC-6B and transfer of Operatorship from Philodrill Corporation to Nido Petroleum Phil Ltd. This is in compliance with the related Farm In Agreement (FIA).
- The new participating interest of the Group after the withdrawal of MOCL and transfer of operatorship to Nido Petroleum decreased to 4.9092%, which was previously 16.364%.

Nido planned to drill the appraisal well and conduct the EWT in 2nd quarter of 2023. However, drilling has been pushed back due to challenges in rig availability. New schedule for the drilling is 2nd Quarter of 2024.

On December 7, 2023, the Department of Energy (DOE) has released the Department Circular (DC) No. DC2023-12-0033 “Guidelines on the Awarding of Petroleum Service Contracts for Development and Production”, whereas this circular emphasizes that an operator may apply for a Development and Production Petroleum Service Contracts through direct negotiation with DOE, provided, that the application be made prior to the expiration of the remaining production term. The SC 6B production term reached its 50-year contract limit and expired last February 28, 2024.

The Consortium applied for the renewal of the SC6B and submitted the Plan of Development on December 27, 2023.

Further, in January 2024, the Consortium submitted a Letter of Intent and pertinent financial, technical and legal documents to apply for a development and production petroleum service contract under DC 2023-12-0033.

On May 30, 2024, the SC6B Consortium, through its Operator, received a letter from the DOE that the Consortium is legally, financially and technically qualified to enter into a DPPSC. The DOE and the Consortium have finished negotiating the DPPSC’s terms and conditions.

As of audit report date, the Cadlao DPPSC is currently in its final stage of review and evaluation.

In 2024 and 2023, the Group performed impairment test for the deferred exploration costs since the service contract has already expired last February 28, 2024, and is currently being applied for a Development and Production Service Contract.

The recoverable amount of the deferred oil exploration cost as at December 31, 2024 and 2023 has been determined to be higher than its carrying value, based on a value-in-use calculation using cash flow projections approved by senior management covering a seven-year period. The pre-tax discount rate applied to cash flow projections is 10.90% and 11.10% in 2024 and 2023, respectively. As a result of this analysis, management has not recognized any impairment for the deferred exploration costs.



The calculation of value-in-use for the deferred exploration costs is most sensitive to the forecasted oil prices which are estimated with reference to external market forecasts of Brent crude prices; volume of resources and reserves which are based on resources and reserves report prepared by the operations team; capital expenditure, production and operating costs which are based on the consortium operator's historical experience, approved work programs and budgets, and latest life of well models; and discount rate which were estimated based on the industry weighted average cost of capital (WACC), which includes the cost of equity and debt after considering the gearing ratio. The pre-tax discount rate applied to cashflow projections are 10.90% and 11.10% on December 31, 2024, and 2023 respectively.

As at December 31, 2024 and 2023, the carrying value of deferred exploration costs on SC6B amounted to \$0.66 million.

Exploration Permit Applications for Nickel and Other Associated Metals in Zambales and Dinagat Islands

As of December 31, 2024, the Group continues to secure Exploration Permits (EP) for nickel and other associated metals. OPMC has submitted applications to the Mines and Geosciences Bureau (MGB)- Regional Office No. III for five (5) areas in Zambales with a total area of approximately 13,816 hectares. OPMC has also submitted two applications to the MGB Regional Office No. XIII covering 863 hectares in Dinagat Islands.

In 2022, all five areas in Zambales were already designated by MGB Regional Office No. III as EXPAs No. 000231-III, EXPA No. 000232-III, EXPA No. 000233-III, EXPA No. 000240-III and EXPA No. 000241-III. MGB Regional Office No XIII also designated one area in Dinagat Islands as EXPA No. 000248- XIII.

The Department of Environment and Natural Resources (DENR) has granted the clearance to Mines and Geosciences Bureau Central Office (MGB CO) to approve and convert the EXPA No. 248-XIII in Libjo, Dinagat Islands (with total area of 358 hectares) of Oriental Petroleum and Minerals Corporation (OPMC or the Parent Company) to an Exploration Permit (EP).

On March 12, 2024, the Parent Company formally accepted and signed the EP in the MGB CO at North Avenue, Diliman, Quezon City.

As at December 31, 2024 and 2023, the carrying values of deferred exploration costs amounted to \$0.76 million and \$0.75 million, respectively. In 2024 and 2023, the Group capitalized deferred nickel exploration costs amounting to \$0.10 million and \$0.09 million, respectively.

Decommissioning fund

On July 27, 2021, the Group received a Decommissioning Plan from the operator of SC 14C1 which provides for the terms upon which the wells, offshore installations, offshore pipelines and the Floating Production Storage and Offloading (FPSO) facility used in connection with the joint operations in respect of the Galoc Development shall be decommissioned and abandoned. As of December 31, 2024 and 2023, the decommissioning fund amounted to \$0.94 million and \$0.91 million, respectively (see Note 12).



12. Accounts and Other Payables

	2024	2023
Accounts payable	\$135,692	\$134,354
Dividends payable	788,110	690,292
Subscriptions payable	24,240	25,307
Others	6,034	6,056
	\$954,076	\$856,009

Accounts payable mainly consist of unpaid legal and consulting fees. These are noninterest-bearing and are normally settled in 30 to 60-day terms. These also include income taxes due.

Dividends payable include amounts payable to the shareholders of the Parent Company.

Others include statutory payables.

Provision for Plug and Abandonment

Galoc

On July 27, 2021, the Group received a Decommissioning Plan from the operator of SC 14C1 which provides for the terms upon which the wells, offshore installations, offshore pipelines and the Floating Production Storage and Offloading (FPSO) facility used in connection with the joint operations in respect of the Galoc Development shall be decommissioned and abandoned.

The Group has recognized provision for plug & abandonment amounting to \$1.12 million and \$1.09 million as of December 31, 2024 and 2023, respectively, which represents the present value of the Group's share in the decommissioning liability. The discount rate used on the determination of present value are 5.82% and 5.83% as of December 31, 2024 and 2023.

On March 26, 2025, the Consortium, through its Operator, NPG Pty Ltd, submitted a Letter of Intent to apply for a Development and Production Petroleum Service Contract (DPPSC) for the Galoc oilfield under the DOE Department Circular 2023-12-0033. The Consortium already submitted the necessary documents for the application for a DPPSC. SC14C1 will expire on December 17, 2025.

The latest third-party independent report of THREE60 Energy dated February 7, 2025, indicates that the Galoc oil field has an additional 877,000 (3C) barrels of oil recoverable up to April 2028. The decommissioning activities for Galoc is expected to commence after the end of field life, hence the provision is recognized under non-current liabilities. The Group recognized accretion expense amounting to \$0.04 million, \$0.06 million, \$0.04 million in 2024, 2023 and 2022, respectively.

Under the decommissioning plan, each party to the consortium has a liability to fund a percentage of the decommissioning cost equal to the party's percentage interest. Accordingly, the Group funded the decommissioning fund asset of the Joint Operation as of December 31, 2024 and 2023 amounting to \$0.94 million and \$0.91 million, respectively (see Notes 8 and 11).



13. Capital Stock

Under the existing laws of the Republic of the Philippines, at least 60% of the Parent Company's issued capital stock should be owned by citizens of the Philippines for the Parent Company to own and hold any mining, petroleum or renewable energy contract area. As at December 31, 2024, total issued and subscribed capital stock of the Parent Company is 98.83% Filipino and 1.17% non-Filipino while as at December 31, 2023, it is 98.85% Filipino and 1.15% non-Filipino.

As at December 31, 2024 and 2023, this account consists of:

Class A - \$0.0004 (₱0.01) par value	
Authorized - 120 billion shares	
Issued and outstanding - 120 billion shares	\$49,361,387
Class B - \$0.0004 (₱0.01) par value	
Authorized - 80 billion shares	
Issued and outstanding - 80 billion shares	32,907,591
	82,268,978
Subscriptions receivable	
Subscribed - 475.97 million shares	(277,710)
Capital in excess of par value	3,650,477
	\$85,641,745

All shares of stock of the Parent Company enjoy the same rights and privileges, except that Class A shares shall be issued solely to Filipino citizens, whereas Class B shares can be issued either to Filipino citizens or foreign nationals. There were no issuances of additional common shares in 2024 and 2023. The Parent Company's track record of capital stock follows:

	No. of shares registered	Issue/offer price	Date of SEC approval	No. of holders as of yearend
Listing by way of introduction	10,000,000,000	₱0.01	Mar. 24, 1970	
Additions:	2,500,000,000	0.01	Mar. 23, 1981	
	37,500,000,000	0.01	Aug. 5, 1988	
	50,000,000,000	0.01	Nov. 14, 1989	
	100,000,000,000	0.01	May 31, 1995	
December 31, 2015	200,000,000,000			11,859
Deduct: Movement	—			(32)
December 31, 2016	200,000,000,000			11,827
Deduct: Movement	—			(121)
December 31, 2017	200,000,000,000			11,706
Deduct: Movement	—			(74)
December 31, 2018	200,000,000,000			11,632
Deduct: Movement	—			(29)
December 31, 2019	200,000,000,000			11,603
Deduct: Movement	—			(9)
December 31, 2020	200,000,000,000			11,594
Deduct: Movement	—			(25)
December 31, 2021	200,000,000,000			11,569
Deduct: Movement	—			(24)
December 31, 2022	200,000,000,000			11,545
Deduct: Movement	—			(21)
December 31, 2023	200,000,000,000			11,524
Deduct: Movement	—			(23)
December 31, 2024	200,000,000,000			11,501



Cash Dividends

The following are the dividends declared on the Company's common shares:

Cash Dividend per share	Cash Dividend Amount	Declaration Date	Record Date	Payment Date
\$0.00001 or PhP0.0005	\$1,717,770	May 24, 2024	June 21, 2024	July 12, 2024
\$0.00001 or PhP0.0005	\$1,794,076	June 28, 2023	July 27, 2023	August 18, 2023
\$0.00001 or PhP0.0005	\$1,835,401	June 23, 2022	July 22, 2022	August 16, 2022

As of December 31, 2024 and 2023, retained earnings available for dividend declaration amounted to \$4.70 million and \$4.97 million, respectively.

14. General and Administrative Expenses

	2024	2023	2022
Staff costs	\$612,546	\$572,783	\$556,788
Professional fees	37,343	38,129	31,973
Rent (Note 19)	30,135	28,055	29,447
Transportation and communication	12,058	15,165	19,719
Association & Membership Fees	11,774	11,431	10,855
Messengerial services	8,275	9,642	9,828
Taxes and licenses	4,264	60,813	6,166
Utilities	1,079	1,836	1,534
Advertising and publication	1,349	1,552	3,255
Insurance	868	1,070	952
Entertainment, amusement and recreation	628	496	160
Bank charges	239	256	361
Others	24,828	75,032	21,036
	\$745,386	\$816,260	\$692,074

Others include Philippine Depository and Trust Corporation (PDTC) fees, filing fees, office supplies, seminar and trainings, storage and handling fees, and repairs and maintenance.

15. Other Income (Charges)

In 2024 and 2023, other charges pertain to the accretion interest of the asset retirement obligation amounting to \$0.03 million and \$0.06 million, respectively, related to Galoc.



16. Retirement Plan

The Group has a funded, noncontributory defined benefit type of retirement plan covering substantially all of its employees. The benefits are based on defined contribution formula with a minimum lump-sum guarantee of one (1) month for every year of service up to 20 years and 1.5 months in excess of 20 years.

Under the existing regulatory framework, Republic Act (RA) 7641, The Retirement Pay Law, requires a provision for retirement pay to qualified private sector employees in the absence of any retirement plan in the entity, provided, however, that the employee's retirement benefits under any collective bargaining and other agreements shall not be less than those provided under the law. The law does not require minimum funding of the plan. The Group's retirement plan meets the minimum retirement benefit specified under RA 7641. The Group updates the actuarial valuation every year by hiring the services of a third party professionally qualified actuary. The latest actuarial report was for the year ended December 31, 2024.

Components of pension expense in the consolidated statements of income included in general and administrative expenses under 'Staff costs' account are as follows:

	2024	2023	2022
Current service cost	\$40,264	\$35,633	\$38,310
Net interest cost on defined benefit obligation	5,620	2,362	14,955
Total pension expense	\$45,884	\$37,995	\$53,265

Changes in the present value of defined benefit obligation follow:

	2024	2023
Balances at beginning of year	\$704,716	\$597,762
Current service cost	40,264	35,633
Interest cost on defined benefit obligation	41,091	42,938
Foreign currency translation adjustment	(30,006)	4,075
Remeasurement losses (gains) arising from:		
Experience adjustments	(59,830)	(7,578)
Financial assumptions	645	31,886
Benefits paid directly from book reserve	(37,950)	—
Balances at end of year	\$658,930	\$704,716

	2024	2023
Fair value of plan assets at beginning of period	\$608,478	\$564,884
Interest income on plan assets	35,471	40,613
Foreign currency translation adjustment	(26,058)	—
Remeasurement gain/(loss)	42,186	2,981
Fair value of plan assets at end of period	\$660,077	\$608,478



Retirement benefit obligation as presented in the consolidated statements of financial position:

	2024	2023
Present value of defined benefit obligation	\$658,930	\$704,716
Fair value of plan assets	(660,077)	(608,478)
Effect of the Asset Ceiling	65	—
Retirement benefit obligation (pension asset)	(\$1,082)	\$96,238

The amount of remeasurement gains (losses) recognized in OCI:

	2024	2023
Remeasurement gain/(loss) on retirement benefits liability	\$101,301	(\$25,255)
Income tax effect	25,325	(6,314)
	\$75,976	(\$18,941)

The table below shows the movement analysis of remeasurement gain (loss) on retirement benefits liability in the statements of financial position as at December 31, 2024 and 2023:

	2024	2023
Balance at beginning of year	\$149,291	\$168,232
Remeasurement gain (loss) arising from actuarial changes	75,976	(18,941)
Balance at end of year	\$225,267	\$149,291

The principal actuarial assumptions used in determining the pension liability for the Group's plan follow:

	2024	2023
Rate of salary increase	5.70%	5.70%
Discount rate	6.07%	6.09%

The sensitivity analysis below has been determined based on reasonably possible changes of each significant assumption on the defined benefit obligation as of the end of the reporting period, assuming all other assumptions were held constant:

	Increase (decrease)	Effect on defined benefit obligation	
		2024	2023
Discount rates	+100 basis points	(\$30,276)	(\$30,487)
	-100 basis points	34,620	34,671
Future salary increases	+1.00%	\$34,402	\$34,459
	-1.00%	(30,647)	(30,867)

It should be noted that the changes assumed to be reasonably possible at the valuation date are open to subjectivity, and do not consider more complex scenarios in which change other than those assumed may be deemed to be more reasonable.



Shown below is the maturity analysis of the undiscounted benefit payments as of December 31, 2024 and 2023:

	2024	2023
Less than 1 year	418,351	\$422,766
More than 1 year to 5 years	60,693	130,683
More than 5 years	315,523	332,191

The average duration of the defined benefit obligation is 4.9 years and 4.6 years as of December 31, 2024 and 2023, respectively.

17. Income Tax

Provision for (benefit from) income tax consists of:

	2024	2023	2022
Current			
MCIT	\$14,488	\$9,442	\$6,364
Final Tax	521,901	491,118	395,283
	536,389	500,560	401,647
Deferred	94,554	(106,939)	(34,283)
	<u>\$630,943</u>	<u>\$393,621</u>	<u>\$367,364</u>

The Group's net deferred tax liabilities as of December 31, 2024 and 2023 are detailed below:

	2024	2023
<i>Profit or loss</i>		
Deferred tax assets on:		
Provision for plug and abandonment	\$280,764	\$271,453
NOLCO	337,401	337,400
Unamortized past service cost	97,474	111,399
Pension liability	75,360	73,823
Excess of MCIT over RCIT	30,410	—
	821,409	794,075
Deferred tax liability on:		
Excess of book over tax base of property and equipment	(1,670,383)	(1,490,193)
ARO asset	(20,325)	(21,258)
Unrealized foreign exchange gain	(153,847)	(229,999)
	(1,844,555)	(1,741,450)
Deferred tax liabilities – net	<u>(1,023,146)</u>	<u>(947,375)</u>
<i>Other Comprehensive Income</i>		
Deferred tax liability		
Remeasurement on pension liability	(75,089)	(49,764)
Net Deferred tax liabilities	<u>(\$1,098,235)</u>	<u>(\$997,139)</u>

The Group did not recognize any deferred tax asset for excess MCIT over RCIT amounting to \$21,841 as at December 31, 2023.



NOLCO

On September 30, 2020, the BIR issued Revenue Regulations (RR) No. 25-2020 implementing Section 4(bbbb) of “Bayanihan to Recover As One Act” which states that the NOLCO incurred for taxable years 2020 and 2021 can be carried over and claimed as a deduction from gross income for the next five (5) consecutive taxable years immediately following the year of such loss.

The Group has incurred NOLCO which can be claimed as deduction from the regular taxable income for the next three (3) consecutive taxable years, as follows:

Year Incurred	Amount	Expired	Balance	Expiry Year
2019	\$1,930,543	(\$1,930,543)	\$—	December 31, 2022
2022	124,154	—	124,154	December 31, 2025
2023	194,467	—	194,467	December 31, 2026
2024	69,685	—	69,685	December 31, 2027
	<u>\$2,249,164</u>	<u>(\$1,930,543)</u>	<u>\$388,306</u>	

The Group has incurred NOLCO which can be claimed as deduction from the regular taxable income for the next five (5) consecutive taxable years pursuant to the Bayanihan to Recover As One Act.

Year Incurred	Amount	Applied/Expired	Balance	Expiry Year
2020	\$1,030,982	\$—	\$1,030,982	December 31, 2025

Excess of Minimum Corporate Income Tax over RCIT

On June 20, 2023, the Bureau of Internal Revenue issued Revenue Memorandum Circular (RMC) No. 69-2023 reverting the Minimum Corporate Income Tax (MCIT) rate to 2% of gross income effective July 1, 2023 pursuant to Republic Act (RA) No. 11534, otherwise known as the “Corporate Recovery and Tax Incentives for Enterprises (CREATE)” Act. MCIT rate was previously reduced from 2% to 1% effective July 1, 2020 to June 30, 2023 upon the effectivity of CREATE Act in 2021.

Consequently, the Company recognized MCIT using the effective rate of 1.5% in 2023 in accordance with RMC 69-2023.

As of December 31, 2023, the Parent Company’s Minimum Corporate Income Tax (MCIT) due was higher than RCIT. The difference of MCIT over RCIT can be claimed as deduction against RCIT due for the next three (3) consecutive years pursuant to Section 27€ of the National Internal Revenue Code, as follows:

Year Incurred	Amount	Additions	Applied/ Expired	Balance	Expiry Year
2024	\$—	\$14,488	\$—	\$14,488	December 31, 2027
2023	9,558	—	—	9,558	December 31, 2026
2022	6,364	—	—	6,364	December 31, 2025
2021	6,035	—	(6,035)	—	December 31, 2024
	<u>\$21,957</u>	<u>\$14,488</u>	<u>(\$6,035)</u>	<u>\$30,410</u>	



The reconciliation of the statutory income tax rate to the effective income tax follows:

	2024	2023	2022
Statutory income tax rate	25.00%	25.00%	25.00%
Tax effects of:			
Nondeductible expense	22.97	10.18	122.12
Interest income subjected to final tax	(7.88)	(2.94)	(11.86)
Income exempt from tax	–	(13.76)	(63.38)
Dividend income	(12.90)	(8.80)	(38.92)
Changes in unrecognized deferred tax assets	–	(0.51)	–
Effective income tax rate	27.19%	9.17%	32.96%

18. Basic/Diluted Earnings Per Share

The Group's earnings per share were computed as follows:

	2024	2023	2022
Net income	\$1,689,157	\$3,896,582	\$747,251
Divided by weighted average number of common shares outstanding	200,000,000,000	200,000,000,000	200,000,000,000
	\$0.000008	\$0.000019	\$0.000004

There were no outstanding potentially dilutive common shares for the years ended December 31, 2024, 2023 and 2022.

19. Related Party Transactions

Parties are related if one party has the ability, directly or indirectly, to control the other party or exercise significant influence over the other party in making financial and operating decisions; and the parties are subject to common control. Related parties may be individuals or corporate entities.

The Group's material related party transactions (MRPT) pertaining to transactions made with the same related party, which are, individually or in aggregate over a twelve (12) – month period amounting to ten percent (10%) or higher of the Group's total consolidated assets based on its latest audited financial statements shall be reviewed by the Group's audit committee before the transaction is executed and commenced. If not identified beforehand, the MRPT shall be immediately reviewed by the Audit Committee upon its identification

All individual MRPTs shall be approved by at least two-thirds (2/3) vote of the Board of Directors, with at least a majority of the Independent Directors voting to approve the MRPT. In case that a majority of the Independent Directors' vote is not secured, the MRPT may be ratified by the vote of the stockholders representing at least two thirds (2/3) of the outstanding capital stock. Aggregate RPT transactions within a twelve (12) – month period that meets or breaches the materiality threshold shall require the same Board approval.



The amounts and the balances arising from the significant related party transactions are as follows:

2024				
	Amount/ Volume	Outstanding Balance	Terms	Conditions
Entities under common control of JGSHI				
a. Rent (Note 14)	\$30,135	\$–	Noninterest-bearing payable on demand	Unsecured
2023				
	Amount/ Volume	Outstanding Balance	Terms	Conditions
Entities under common control of JGSHI				
a. Cash and cash equivalents (Note 6)	\$–	\$4,168,380	Interest-bearing at prevailing market rate; 5.00% to 5.80% per annum; due and demandable	No impairment
Interest income	42	–	–	–
b. Rent (Note 14)	28,055	–	Noninterest-bearing payable on demand	Unsecured

- a. The Group has money market placements with an affiliated bank, a subsidiary of a stockholder.
- b. The Group entered into a lease agreement with an affiliate covering the office space it occupies, which is renewable annually. The Group applied the ‘short-term lease’ and lease of ‘low-value assets’ recognition exemption for these leases. Total rental expense recognized in general and administrative expenses under the consolidated statements of comprehensive income under these lease agreements amounted to \$30,135, \$28,055, and \$29,447 in 2024, 2023 and 2022, respectively.

Compensation of key management personnel of the Group follows:

	2024	2023	2022
Short-term employee benefits	\$309,618	\$292,036	\$282,807
Post-employment benefits	42,550	34,172	49,287
	\$352,168	\$326,208	\$332,094

20. Financial Risk Management Objectives and Policies

The Group’s principal financial instruments comprise of cash in banks and cash equivalents, receivables, equity instruments at FVOCI, debt instruments at amortized costs and accounts and other payables (excluding statutory liabilities). The main objectives of the Group’s financial risk management are as follow:

- to identify and monitor such risks on an ongoing basis;
- to minimize and mitigate such risks; and
- to provide a degree of certainty about costs.

The main risks arising from the Group’s financial instruments are liquidity, credit, foreign currency, and equity price risk.

The Group’s risk management policies are summarized below:

a) *Liquidity risk*

Liquidity risk is the risk that an entity will encounter difficulty in meeting obligations associated with financial liabilities. The Group seeks to manage its liquidity profile to be able to finance its operations, capital expenditures and service maturing debts.



The Group monitors its cash flow position and overall liquidity position in assessing its exposure to liquidity risk. The Group maintains a level of cash and cash equivalents deemed sufficient to finance operations and to mitigate the effects of fluctuation in cash flows.

As of December 31, 2024, and 2023, all financial liabilities are expected to mature within one (1) year. All commitments up to a year are either due within the time frame or are payable on demand.

The table below summarizes the maturity profile of the Group's financial assets and liabilities based on remaining undiscounted contractual obligations:

	2024			Total
	On Demand	Less than a year	One year or more	
Financial Assets				
Cash in banks and cash equivalents	\$22,913,939	\$-	\$-	\$22,913,939
Receivables:				
Due from operators	-	61,249	-	61,249
Interest receivable	-	318,684	-	318,684
Dividend receivable	-	202,587	-	202,587
Investments:				
Equity instruments at FVOCI	-	-	18,308,175	18,308,175
Debt instruments at amortized cost	-	5,041,886	30,201,848	35,243,734
Other Financial Liabilities				
Accounts and other payables*	948,042	-	-	948,042
Net financial assets	\$21,965,897	\$5,624,406	\$48,510,023	\$76,100,326

*Excludes statutory payables

	2023			Total
	On Demand	Less than a year	One year or more	
Financial Assets				
Cash in banks and cash equivalents	\$17,186,535	\$-	\$-	\$17,186,535
Receivables:				
Due from operators	-	54,707	-	54,707
Interest receivable	-	363,252	-	363,252
Dividends receivable	-	207,205	-	207,205
Investments:				
Equity instruments at FVOCI	-	-	21,212,455	21,212,455
Debt instruments at amortized cost	-	6,028,758	30,789,587	36,818,345
Other Financial Liabilities				
Accounts and other payables*	849,953	-	-	849,953
Net financial assets	\$16,336,582	\$6,653,922	\$52,002,042	\$74,992,546

*Excludes statutory payables

Correspondingly, the financial assets that can be used by the Group to manage its liquidity risk consist of cash and cash equivalents, and receivables of December 31, 2024 and 2023, which are usually on demand or collectible within a term of 30 days.

b) *Credit risk*

Credit risk is the risk that a counterparty will not meet its obligations under a financial instrument or customer contract, leading to a financial loss. The Group trades only with its dealers. Receivable balances are monitored on an ongoing basis with the result that the Group's exposure to bad debts is not significant. As of December 31, 2024 and 2023, the Group only has trade receivables from the operator of SC 14C1 pertaining to sales of crude oil not yet distributed to consortium members. The Group does not expect a probability of default, given that the receivable is supported by a distribution agreement from the consortium operator.



The investment of the Group's cash resources is managed to minimize risk while seeking to enhance yield. The holding of debt instruments at amortized cost exposes the Group to credit risk of the counterparty, with a maximum exposure equal to the carrying amount of the financial assets, if the counterparty is unwilling or unable to fulfill its obligation. Credit risk management involves entering into transactions with counterparties that have acceptable credit standing.

Credit risk from balances with banks and financial institutions is managed by the Group's treasury department in accordance with the Group's policy and are considered to be with very low credit risk.

The Group's debt investments measured at amortized cost comprise solely of quoted bonds that are graded in the top investment category (Very Good and Good) by credit rating agencies and therefore, are considered to be low credit risk investments.

The table below shows the maximum exposure to credit risk for the components of the consolidated statements of financial position:

	2024	2023
Financial assets at amortized cost		
Cash in banks and cash equivalents	\$22,913,939	\$17,186,535
Due from operators	61,249	54,707
Interest receivable	318,684	363,252
Dividends receivable	202,587	207,205
Debt instruments at amortized cost	35,243,734	36,818,345
	\$58,740,193	\$54,630,044

c) *Foreign currency risk*

Foreign currency risk is the risk that the fair value or future cash flows of a financial instrument will fluctuate because of changes in foreign exchange rates. The Group's principal transactions are carried out in Philippine Peso and its exposure to foreign currency exchange risk arises from purchases in currencies other than the Group's functional currency. The Group believes that its profile of foreign currency exposure on its assets and liabilities is within conservative limits in the type of business in which the Group is engaged.

The Group's foreign exchange risk results primarily from movements of U.S. Dollar against other currencies. As a result of the Group's investments and other transactions in Philippine Peso, the consolidated statements of income can be affected significantly by movements in U.S. Dollars.

The following table shows the foreign currency-denominated assets and liabilities expressed in Philippine Peso (PHP) and their U.S. Dollar (USD) equivalents as of December 31:

	2024		2023	
	In PHP ⁽¹⁾	In USD	In PHP ⁽¹⁾	In USD
Financial Assets				
Cash and cash equivalents	₱696,664,094	\$12,008,557	₱463,693,517	\$8,344,764
Dividend receivable	11,752,874	202,587	11,513,778	207,205
Interest receivable	13,289,318	228,539	15,068,365	271,175
Equity instruments at FVOCI	1,062,130,493	18,308,175	1,178,712,465	21,212,455
Debt instruments at amortized cost	1,754,560,000	30,243,734	1,768,050,000	31,818,345
	3,538,396,779	60,991,592	3,437,038,125	61,853,944
Other Financial Liabilities				
Accounts and other payables	55,163,176	968,564	47,397,218	856,009
Net foreign currency- denominated assets	₱3,483,233,603	\$60,023,028	₱3,389,640,907	\$60,997,935

⁽¹⁾ The exchange rates used as of December 31, 2024 and 2023 are \$0.01718 to ₱1 and \$0.01800 to ₱1, respectively.



The following table demonstrates sensitivity to a reasonably possible change in the Philippine Peso exchange rate, with all other variables held constant, of the Group's income before income tax in 2024, 2023 and 2022. There is no other impact on the Group's equity other than those already affecting income.

The sensitivity is based on the historical volatility of exchange rate of US Dollar against Philippine Peso during the current year. The analysis is based on the assumption that current year's volatility will be the same in the following year.

	Change in PHP rate	Effect on income before income tax
2024	+1.95%	\$1,210,348
	-2.14%	(1,328,169)
2023	+1.68%	\$1,203,190
	-1.14%	(815,064)
2022	+2.48%	\$1,511,384
	-1.85%	(1,128,062)

d) *Equity price risk*

Equity price risk is the risk that the fair values of investments in quoted equity securities could decrease as a result of changes in the prices of equity indices and the value of individual stocks. The Group is exposed to equity securities price risk because of investments held by the Parent Company, which are classified in the consolidated statements of financial position as equity instruments at FVOCI.

The following table shows the sensitivity of the Group's equity (through OCI) from changes in the carrying value of the Group's equity instruments at FVOCI due to reasonably possible changes in the Philippine Stock Exchange index (PSEi), with all other variables held constant. The analysis links PSEi changes, which proxies for general market movements, to individual stock prices through adjusted betas of each individual stock. Betas are coefficients depicting the sensitivity of individual stock prices to market movements.

The sensitivity is based on the historical volatility of PSEi for the current year. The analysis is based on the assumption that current year's PSEi volatility will be the same in the following year.

	Percentage Change in PSEi	Effect on OCI
2024	+0.87%	\$15,644
	-0.87%	(15,644)
2023	+11.90	\$73,580
	-11.90	(73,580)
2022	+20.6%	\$43,037
	-20.6%	(43,037)

Capital Management

The primary objective of the Group's capital management is to ensure that it maintains a strong credit rating in order to support its business and maximize shareholder value.

The Group manages its capital structure and makes adjustments to it, in light of changes in economic conditions. To maintain or adjust the capital structure, the Parent Company may adjust the dividend payment to shareholders or issue new shares.



The Group considers its capital stock (net of any subscription receivable) and retained earnings which amounted to \$91.29 million and \$91.32 million as of December 31, 2024 and 2023, respectively, as its capital employed. No changes were made in the objectives, policies or processes during the years ended December 31, 2024 and 2023.

Fair Values

Due to the short-term nature of the transactions, the carrying values of cash in banks and cash equivalents, receivables, accounts and other payables (excluding statutory liabilities) approximate the fair value.

The fair value of the equity instruments at FVOCI that are actively traded in organized financial markets is determined by reference to quoted market bid prices at the close of business as of the reporting date.

The fair value of the debt instruments at amortized cost that are actively traded in organized financial markets is determined by reference to quoted market bid prices at the close of business as of the reporting date. Fair value of debt instruments at amortized cost measured under Level 1 amounted to \$35.33 million and \$36.05 million, while its carrying amounts are \$35.24 million and \$36.82 million as at December 31, 2024 and 2023, respectively (see Note 9).

Fair Value Hierarchy

The Group uses the following hierarchy for determining and disclosing the fair value of financial instruments by valuation technique:

As at December 31, 2024 and 2023 set out below is table of financial assets measured under Level 1. There has been no transfer from Level 1 to Level 2 or 3 categories in 2024, 2023 and 2022

	2024		
	Fair value measurement using		
	Quoted prices in active market (Level 1)	Significant observable inputs (Level 2)	Significant unobservable inputs (Level 3)
Equity instruments at FVOCI	\$18,308,175	\$-	\$-
	2023		
	Fair value measurement using		
	Quoted prices in active market (Level 1)	Significant observable inputs (Level 2)	Significant unobservable inputs (Level 3)
Equity instruments at FVOCI	\$21,212,455	\$-	\$-

21. Operating Segment

Operating segments are components of an enterprise for which separate financial information is available that is evaluated regularly by the chief operating decision-makers who are the Chief Executive Officer and Chief Operations Officer, in deciding how to allocate resources and in assessing performance. Generally, financial information is reported on the basis that is used internally for evaluating segment performance and allocating resources to segments. The Group only operates in one geographical location, thus, no information on geographical segments is presented.



The Group derives its revenues only from the participating interests in various SCs of the Parent Company and LOGPOCOR, with segment assets and liabilities amounting to \$86.80 million and \$2.06 million, respectively, as of December 31, 2024 and \$86.35 million and \$2.06 million, respectively as of December 31, 2023. Segment's revenue and net income amounted to \$3.11 million and \$1.69 million, respectively, in 2024, to \$3.02 million and \$3.90 million, respectively, in 2023, \$3.61 million and \$0.75 million, respectively, in 2022. Segment assets and segment liabilities exclude deferred tax assets and liabilities.

22. Subsequent Events

Application for Development and Production Petroleum Service Contract (DPPSC) – SC 14C1 Galoc Block

On March 26, 2025, the Consortium, through its Operator, NPG Pty Ltd, submitted a Letter of Intent to apply for a Development and Production Petroleum Service Contract (DPPSC) for the Galoc oilfield under the DOE Department Circular 2023-12-0033. The Consortium already submitted the necessary documents for the application for a DPPSC. SC 14C1 will expire on December 17, 2025.

As of audit report date, the application of the renewal of SC 14C1 is in progress.



INDEPENDENT AUDITOR'S REPORT ON SUPPLEMENTARY SCHEDULES

The Board of Directors and Stockholders
Oriental Petroleum and Minerals Corporation
34th Floor, Robinsons Equitable Tower
ADB Avenue, Ortigas Center, Pasig City

We have audited in accordance with Philippine Standards on Auditing, the consolidated financial statements of Oriental Petroleum and Minerals Corporation and its Subsidiaries (the Group) as at December 31, 2024 and 2023 and for each of the three years in the period ended December 31, 2024, included in this Form 17-A, and have issued our report thereon dated April 14, 2025. Our audits were made for the purpose of forming an opinion on the basic consolidated financial statements taken as a whole. The schedules listed in the Index to the Supplementary Schedules are the responsibility of the Group's management. These schedules are presented for the purpose of complying with Revised Securities Regulation Code Rule 68, and are not part of the basic consolidated financial statements. These schedules have been subjected to the auditing procedures applied in the audit of the basic consolidated financial statements and, in our opinion, fairly state, in all material respects, the information required to be set forth therein in relation to the basic consolidated financial statements taken as a whole.

SYCIP GORRES VELAYO & CO.

Jennifer D. Ticlao

Jennifer D. Ticlao

Partner

CPA Certificate No. 109616


Tax Identification No. 245-571-753

BOA/PRC Reg. No. 0001, April 16, 2024, valid until August 23, 2026

BIR Accreditation No. 08-001998-110-2023, September 12, 2023, valid until September 11, 2026

PTR No. 10465392, January 2, 2025, Makati City

April 14, 2025



INDEPENDENT AUDITOR'S REPORT ON COMPONENTS OF FINANCIAL SOUNDNESS INDICATORS

The Board of Directors and Stockholders
Oriental Petroleum and Minerals Corporation
34th Floor, Robinsons Equitable Tower
ADB Avenue, Ortigas Center, Pasig City

We have audited in accordance with Philippine Standards on Auditing, the consolidated financial statements of Oriental Petroleum and Minerals Corporation and its Subsidiaries (the Group) as at December 31, 2024 and 2023 and for each of the three years in the period ended December 31, 2024, and have issued our report thereon dated April 14, 2025. Our audits were made for the purpose of forming an opinion on the basic consolidated financial statements taken as a whole. The Supplementary Schedule on Financial Soundness Indicators, including their definitions, formulas, calculation, and their appropriateness or usefulness to the intended users, are the responsibility of the Group's management. These financial soundness indicators are not measures of operating performance defined by Philippine Financial Reporting Standards (PFRS) Accounting Standards and may not be comparable to similarly titled measures presented by other companies. This schedule is presented for the purpose of complying with the Revised Securities Regulation Code Rule 68 issued by the Securities and Exchange Commission, and is not a required part of the basic consolidated financial statements prepared in accordance with PFRS Accounting Standards. The components of these financial soundness indicators have been traced to the Group's consolidated financial statements as at December 31, 2024 and 2023 and for each of the three years in the period ended December 31, 2024 and no material exceptions were noted.

SYCIP GORRES VELAYO & CO.

Jennifer D. Ticla

Jennifer D. Ticla
Partner

CPA Certificate No. 109616


Tax Identification No. 245-571-753

BOA/PRC Reg. No. 0001, April 16, 2024, valid until August 23, 2026

BIR Accreditation No. 08-001998-110-2023, September 12, 2023, valid until September 11, 2026

PTR No. 10465392, January 2, 2025, Makati City

April 14, 2025



ORIENTAL PETROLEUM AND MINERALS CORPORATION AND SUBSIDIARIES

INDEX TO THE SUPPLEMENTARY SCHEDULES

A. Financial Assets in Equity Securities

B. Amounts Receivable from Directors, Officers, Employees, Related Parties and Principal Stockholders (other than related parties)

C. Amounts Receivable from Related Parties which are Eliminated During the Consolidation of Financial Statements

D. Intangible Assets

E. Long-term debt

F. Indebtedness to Related Parties (Long term Loans from Related Companies)

G. Guarantees of Securities of Other Issuers

H. Capital Stock

Annex 68-D. Reconciliation of Unappropriated Retained Earnings Available For Dividend Declaration

Annex 68-E. Financial Soundness Indicators

ORIENTAL PETROLEUM AND MINERALS CORPORATION AND SUBSIDIARIES

SUPPLEMENTARY INFORMATION AND DISCLOSURES REQUIRED ON REVISED SRC RULE 68 DECEMBER 31, 2024

Schedule A. Financial Assets

The Group's financial assets include investments in quoted equity securities and corporate bonds.

Below is the detailed schedule of financial assets in equity securities and corporate bonds of the Group as of December 31, 2024:

Name of Issuing Entity and Association of Each Issue	Amount Shown in the Consolidated Statements of Financial Position	Value Based on Market Quotation at end of year	Income Received and Accrued
Debt Instruments at Amortized Cost			
Various	\$35,243,734	\$–	\$2,117,901
Equity Instruments at Fair Value through Other Comprehensive Income			
Various	18,308,175	18,308,175	1,197,348
Total	\$53,551,909	\$18,308,175	\$3,315,249

Schedule B. Amounts Receivable from Directors, Officers, Employees, Related Parties and Principal Stockholders (other than related parties)

The Group has no receivable from directors, officers, employees, related parties and principal stockholders above ₱1 million (\$17,237) or 0.02% of total consolidated assets as of December 31, 2024.

Schedule C. Amounts Receivable from Related Parties which are Eliminated During the Consolidation of Financial Statements

Below is the schedule of receivables (payables) with related parties, which are eliminated in the consolidated financial statements as of December 31, 2024.

	Balance at beginning of period	Additions	Amounts collected	Amounts written-off	Current	Non-current	Balance at end of period
Linapacan Oil, Gas and Power Corporation	(\$19,652,424)	(\$19,174)	\$–	\$–	\$–	(\$19,671,598)	(\$19,671,598)
Oriental Land Corporation	(7,022)	296	–	–	–	(6,726)	(6,726)
Oriental Mahogany Woodworks, Inc.	83,309	(3,514)	–	–	–	79,795	83,309
	(\$19,576,137)	(\$22,392)	\$–	\$–	\$–	(\$19,598,529)	(\$19,595,015)

Schedule D. Long-term Debt

The Group has no long-term debt as of December 31, 2024.

Schedule E. Indebtedness to Related Parties (Long-Term Loans from Related Companies)

The Group has no outstanding liabilities to related parties as of December 31, 2024.

Schedule F. Guarantees of Securities of Other Issuers

The Group does not have guarantees of securities of other issuers as of December 31, 2024.

Schedule G. Capital Stock

Title of issue	Number of shares authorized	Number of shares issued and outstanding as shown under related balance sheet caption	Number of shares reserved for options, warrants, conversion and other rights	Number of shares held by related parties	Directors, Officers and Employees	Others
Common Shares	200,000,000,000	200,000,000,000	—	73,312,128,431	3,077,306,448	123,610,565,121

Reconciliation of Retained Earnings Available for Dividend Declaration

For the reporting period ended December 31, 2024

Oriental Petroleum and Minerals Corporation

34th Floor, Robinsons Equitable Tower, ADB Avenue, Ortigas Center, Pasig City

Unappropriated Retained Earnings, as adjusted to available for dividend distribution, beginning	\$4,970,561
--	--------------------

Add: Category A :

**Items that are directly credited to Unappropriated
Retained Earnings**

Reversal of Retained Earnings Appropriation	—	
Effect of restatements or prior period adjustments	—	—

**Less: Category B: Items that are
directly debited to Unappropriated Retained
Earnings**

Dividend declaration during the reporting period	1,717,770	
Retained Earnings appropriated during the reporting period	—	1,717,770

Unappropriated Retained Earnings, as adjusted	3,252,791
--	------------------

Add/Less: Net income for the current year	1,767,337
--	------------------

Less: Category C.1 :

**Unrealized income recognized in the profit
or loss during the reporting period (net of tax)**

Unrealized foreign exchange gain, except those attributable to cash and cash equivalents		273,713
Sub-total		273,713

**Add: Category C.2: Unrealized income recognized
in
the profit or loss in prior reporting periods but
realized**

in the current reporting period (net of tax)

Realized foreign exchange gain, except those attributable to cash and cash equivalents	—	
Other realized gains or adjustments to the retained earnings as a result of certain transactions accounted for under PFRS	—	—

**Add: Category C.3: Unrealized income recognized
in profit or loss
in prior periods but reversed in the current
reporting period (net of tax)**

Reversal of previously recorded foreign exchange gain, except those attributable to cash and cash equivalents.	—	
Sub-total	—	—

Adjusted Net Income/Loss	1,493,624
---------------------------------	------------------

**Add: Category D: Non actual losses recognized
in profit or loss during the reporting period (net of
tax)**

Depreciation on revaluation increment	—	—
---------------------------------------	---	---

Add/less: Category E: Adjustments related to relief granted by the SEC and BSP

Total amount of reporting relief granted during the year

—

Amortization of the effect of reporting relief

—

—

Less: Category F: Other items that should be excluded from the determination of the amount available for dividends distribution

Net movement of treasury shares (except for reacquisitions or redeemable shares)

—

Net movement of deferred tax assets not considered in the reconciling items under the previous categories

(44,755)

Others

—

(44,755)

Total Retained Earnings, end of the reporting period available for dividend declaration

\$4,701,660

**ORIENTAL PETROLEUM AND MINERALS CORPORATION
AND SUBSIDIARIES**

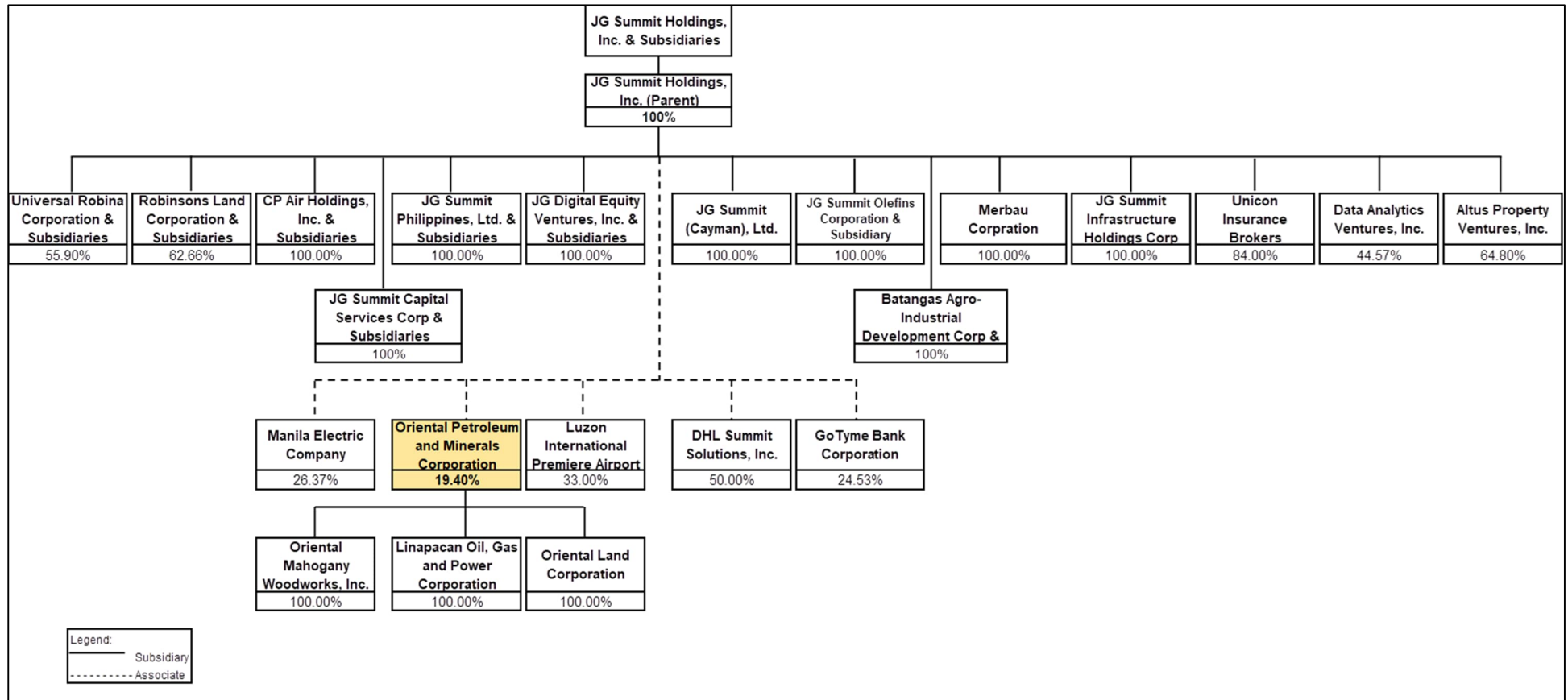
ANNEX 68-E. SCHEDULE OF FINANCIAL SOUNDNESS INDICATORS

Below are the financial ratios that are relevant to the Group for the years ended December 31, 2024 and 2023:

Financial ratios		2024	2023
Current ratio	$\frac{\text{Current assets (CA)}}{\text{Current liabilities (CL)}}$	30.15:1	28.71:1
Acid test ratio	$\frac{\text{Current assets (CA)} - \text{Inventory} - \text{Prepayments}}{\text{Current liabilities (CL)}}$	29.46:1	27.55:1
Solvency ratio			
Debt-to-equity ratio		Not Applicable	
Asset-to-equity ratio	$\frac{\text{Total assets}}{\text{Total equity}}$	1.04:1	1.04:1
Interest rate coverage ratio		Not Applicable	
Return on equity	$\frac{\text{Net income}}{\text{Average equity}}$	1.94%	4.52%
Return on assets	$\frac{\text{Net income}}{\text{Average assets}}$	1.88%	4.37%
Gross profit margin	$\frac{\text{Gross income}}{\text{Total Revenue}}$	14.13%	21.08%
Net working capital ratio	$\frac{\text{CA} - \text{CL}}{\text{Total assets}}$	0.31:1	0.27:1

ORIENTAL PETROLEUM AND MINERALS CORPORATION AND SUBSIDIARIES

MAP OF THE RELATIONSHIPS OF THE COMPANIES WITHIN THE GROUP FOR THE YEAR ENDED DECEMBER 31, 2024



**ORIENTAL PETROLEUM AND MINERALS CORPORATION
AND SUBSIDIARIES**

**External Auditor Fee-Related Information
DECEMBER 31, 2024**

Below are the audit and non-audit fees (exclusive of out-of-pocket expenses and VAT) of the Group for the years ended December 31, 2024 and 2023:

	2024	2023
Total audit fees	\$9,653	\$9,178
Non-audit service fees		
Agreed upon procedure services – Tabulation of votes	698	714
Total non-audit fees		
Total audit and non-audit fees	\$10,351	\$9,892

Oriental Petroleum and Minerals Corporation
2024 Sustainability Report in Compliance with
the SEC Sustainability Reporting Guidelines
for Publicly Listed Companies

Contextual Information

Company Details	
Name of Organization	Oriental Petroleum and Minerals Corporation (OPMC)
Location of Headquarter	34 th Floor Robinson's Equitable Tower, ADB Avenue, Ortigas Center, Pasig City
Location of Operations	Active Petroleum Service Contracts in Offshore Northwest Palawan
Report Boundary: Legal Entities included in this report*	
Business Model, including Primary Activities, Brands, Products and Services	Oil and Gas Exploration and Production
Reporting Period	January 1, 2024 to December 31, 2024
Highest Ranking Person responsible for this report	Ma. Riana C. Infante Chief Finance Officer and Compliance Officer

*If you are a holding Company, you could have an option whether to report on the holding Company only or include the subsidiaries. However, please consider the principle of materiality when defining your report boundary.

Materiality Process

Explain how you applied materiality principle (or the materiality process) in identifying your material topics
<p>Oriental Petroleum and Minerals Corporation is a publicly- listed Company which undertakes upstream petroleum operations in offshore North West Palawan, Philippines. OPMC has Joint Venture Partnerships with several industry players to perform petroleum activities within Service Contracts 6 and 14.</p> <p>Materiality assessment in defining the content of this report was done based on the Company's 54 years of experience in the oil and gas industry. The Company identified key areas that are materially relevant for a sustainable operation and that will give value to its stakeholders. It acknowledges the risk involved in this industry thus, strategic partnerships are well evaluated to ensure that work program and budgets are carried out as planned.</p>

ECONOMIC

Economic Performance

Direct Economic Value Generated and Distributed

Disclosure	Amount (in thousands)	Units
Direct Economic Value Generated (revenue)	3,107	US\$
Direct economic value distributed:		
a. Operating costs	2,296	US\$
b. Employee Wages and Benefits	613	US\$
c. Payments to suppliers, other operating costs	505	US\$
d. Dividends given to stockholders	1,718	US\$
e. Taxes given to government	742	US\$
f. Investments to community (e.g donations, CSR)*	2.29 Million	Php

*Galoc Consortium's 2024 CSR in Palawan

What is the impact and where does it occur? What is the organization's involvement in the impact?	Which stakeholders are affected?	Management Approach
As a pioneer in the oil and gas exploration in the Philippines, OPMC has contributed in the early life of the Philippines' Petroleum Industry. Through various Joint Ventures, the Company was able to explore oilfields in the country that generated economic value not only for the Company but for other stakeholders including the government. It continues to directly and indirectly support employment in the country and fostering local communities through its operations.	<ul style="list-style-type: none"> - Stockholders - Employees - Community - Government 	OPMC remains supportive and committed to oil and gas exploration projects of the Joint Ventures. It aims to promote sustainable operations thereby ensuring continued employment and support to the community and the government. Moreover, discovery of more indigenous oil and gas prospects will also help in the country's goal for energy independence.
What are the risk/s identified?	Which stakeholders are affected?	Management Approach
<p>In 2024, the risks identified were the following:</p> <ol style="list-style-type: none"> 1. Decline in production rates in the Galoc Oilfield as a result of natural decline in the oil reservoir. 2. Volatile oil prices 	<ul style="list-style-type: none"> - Stockholders - Customers - Employees - Government 	<p>In order to mitigate the risks, the Company, together with its partners in the Consortia, continues to explore ways to enhance oil recovery.</p> <p>This includes studies on drilling new wells and re-development of other oilfields such as the</p>

<p>3. Nearing expiration of Service Contracts.</p> <p>The decline in production which was also the same risk identified since 2022, is the result of decreasing reserve and pressure within the oil reservoir. This is common in mature oilfields. Efforts were made by NPG (Galoc Oilfield operator) to increase the production rates by restarting the G4 well. However, in October 2021, G4 well failed to restart on its own. In 2022, G3 well also ceased production due to low flow rates</p> <p>Volatile oil prices were still observed in 2024. Numerous factors affected the oil prices such as weak economies and slow demand growth. Heightened geopolitical conflicts and production restrictions from OPEC+ members offset earlier mentioned factors and kept oil prices in narrow range.</p> <p>SC 6B Cadlao expired last February 2024. While SC 14C1 and SC 14C2 are both set to expire in 2025. This is a risk to the assurance of continuous production for operating fields and possible producing assets.</p>		<p>West Linapacan Oilfield and Cadlao Oilfield.</p> <p>In 2022, the operator of Cadlao Oilfield together with the JV partners, started to plan the drilling of Cadlao-4, which aims to revive the oil production in the field. The operator also sought the approval of the Department of Energy regarding Cadlao-4 drilling and Extended Well Test.</p> <p>Fluctuating oil prices and fears of global recession, OPMC and JV Partners has managed to combat these thru renegotiating key contracts and organizational restructuring to deliver significant cost savings, thus reducing the operational expenses.</p>
What is/are the opportunity/ies identified?	Which stakeholders are affected	Management Approach
<p>In 2023, the Department of Energy issued a new department circular for expiring mature service contracts with proven producible reserves. The DC would allow the award of the expired SC to the previous operator given that pertinent</p>	<ul style="list-style-type: none"> - Stockholders - Customers - Government - Community - Employees 	<p>The management has been very supportive in the Company's pursuit to venture in new oil and gas fields in the Philippines and potential nickel laterite prospects by providing financial, legal and technical assistance needed to participate in these ventures.</p>

<p>documents will be submitted and complied.</p> <p>In addition, OPMC is continuously looking for possible partnerships to explore and develop a potential petroleum area through participating technical data viewing in areas offered for partnerships.</p> <p>Acquisition of new petroleum areas may lead to the discovery of profitable oilfields can help in sustaining the country's growing energy demand.</p> <p>Aside from this, OPMC recently ventured into nickel laterite exploration. The growing demand for nickel has elevated the prices for the past years. Diversification into other resources aside from oil and gas would open new opportunities, platform to promote sustainable development and new host communities to foster.</p>		
--	--	--

Climate- related risks and opportunities

OPMC is a Joint Venture Partner of NPG Petroleum Ltd. (Service Contract Operator) in an Oil Producing Field located in offshore Northwest Palawan known as the Galoc Field Area Development Project or the GFAD Project. It started operations in 2008 and as of **December 2024, it has produced an estimated 24.6 million barrels of oil**. The oil is produced by utilizing a ship known as Floating Production Storage and Offloading (FPSO).

The Galoc reservoir contains both oil and associated gas. During the oil extraction, NPG usually flares the gas. Flaring of the gas releases methane and carbon dioxide, which are major greenhouse gases. These gases are the major contributor of global warming leading to climate change.

In relation to this, the consortium is continuously looking into different new technologies to minimize the effects of flaring especially to climate change.

Procurement Practices – Not material

Proportion of spending in local suppliers

Disclosure	Quantity	Units
Percentage of procurement budget used for significant locations of operations that is spent on local suppliers	0	%

What is the impact and where does it occur? What is the organization's involvement in the impact?	Which stakeholders are affected?	Management Approach
No material impact.	Not applicable	Not applicable
What are the risk/s identified?	Which stakeholders are affected?	Management Approach
No identified material risks.	Not applicable	Not applicable
What are the opportunity/ies identified?	Which stakeholders are affected	Management Approach
No identified opportunities.	Not applicable	Not applicable

Anti- corruption – not material

Training on Anti- corruption Policies and Procedures

Disclosure	Quantity	Units
Percentage of employees to whom the organization's anti-corruption policies and procedures have been communicated to		%
Percentage of business partners to whom the organization's anti- corruption policies and procedures have been communicated to		%
Percentage of directors and management that have received anti- corruption training		%
Percentage of employees that have received anti- corruption training		%

What is the impact and where does it occur? What is the organization's involvement in the impact?	Which stakeholders are affected?	Management Approach
No material impact.	Not applicable	Not applicable
What are the risk/s identified?	Which stakeholders are affected?	Management Approach
No identified material risks.	Not applicable	Not applicable
What are the opportunity/ies identified?	Which stakeholders are affected	Management Approach
No identified opportunities.	Not applicable	Not applicable

Incidents of Corruption – The Company has no reported incidents of corruption

Disclosure	Quantity	Units
Number of incidents in which directors were removed or disciplined for corruption	None	%
Number of incidents in which employees were dismissed or disciplined for corruption	None	%
Number of incidents when contracts with business partners were terminated due to incidents of corruption	None	%

What is the impact and where does it occur? What is the organization's involvement in the impact?	Which stakeholders are affected?	Management Approach
No material impact.	Not applicable	Not applicable
What are the risk/s identified?	Which stakeholders are affected?	Management Approach
No material risk identified.	Not applicable	Not applicable
What are the opportunity/ies identified?	Which stakeholders are affected	Management Approach
No identified opportunities.	Not applicable	Not applicable

Explanation:

The Company and its employees have always been transparent in all their dealings with the partners, government agencies and other stakeholders. As indicated in the Company's Revised Corporate Governance Manual, the Board shall set the tone and make a stand against corrupt practices by adopting an anti-corruption policy and program in its Code of Conduct. The same shall be disseminated to all employees across the Corporation through trainings to embed them in the Company's culture.

ENVIRONMENT

Resource Management**Energy consumption within the organization:**

Disclosure	Quantity	Units
Energy consumption (renewable sources)	0	GJ
Energy consumption (gasoline)	6,660 ^[1]	Liters
Energy consumption (LPG)	0	GJ
Energy consumption (diesel)	10,882.23 ^[2]	GJ
Energy consumption (electricity)	0	kWh
Energy consumption (natural gas)	49,493.57 ^{[2][3]}	GJ

[1] Gasoline allowance of OPMC head office employees

[2] Value converted from MMBTU to GJ as per data provided by NPG.

[3] Natural Gas value instead of LPG.

Reduction of energy consumption:

Disclosure	Quantity	Units
Energy reduction (gasoline)	0	GJ
Energy reduction (LPG)	0	GJ

Energy reduction (diesel)	0	GJ
Energy reduction (diesel)	0	kWh
Energy reduction (gasoline)	0	GJ

What is the impact and where does it occur? What is the organization's involvement in the impact?	Which stakeholders are affected?	Management Approach
<p>Since the Galoc production facility is located offshore, the energy consumption for the FPSO operations is not from the national grid. Much of the energy consumption is through diesel combustion using generators and natural gas to power the whole production facility.</p> <p>In the OPMC head office, the hybrid set up minimizes energy consumption in the office due to limited on- site workforce per day.</p>	<ul style="list-style-type: none"> - Field employees - OPMC head office employees 	The management also decided that aside from extracting energy from diesel combustion, part of the produced gas associated with oil production will also be used for power generation of certain facilities in the FPSO to minimize diesel combustion.
What are the risk/s identified?	Which stakeholders are affected?	Management Approach
-	Not applicable	Not applicable
What are the opportunity/ies identified?	Which stakeholders are affected?	Management Approach
No identified opportunities.	Not applicable	Not applicable

Explanation:

In Petroleum Service Contracts, it is the Operator of a Service Contract (SC) who secures the rights to explore and extract a petroleum area. At present, the only producing oilfield where the Company is a member of is the Galoc Oilfield also known as SC-14C1, where NPG is the Operator. As the Operator of SC-14C1, NPG has commitments to practice environmental and social sustainability in compliance with their Environment Compliance Certificate and Environmental Management Plan. NPG submits quarterly and annual reports to the Department of Environment and Natural Resources – Environment Management Bureau (DENR- EMB) such as Compliance Monitoring Report and Self- Monitoring Reports which present and discuss NPG's quarterly energy consumption. The Floating Production Storage and Offloading (FPSO) which is basically a marine vessel in the middle of the sea, utilizes generators powered by diesel to be able to generate electricity and support the electrical needs of the production facility and the accommodation units. Moreover, diesel is needed to run the vessel.

Water consumption within the organization:

Disclosure	Quantity	Units
Water Withdrawal	0	Cubic meters
Water consumption	0	Cubic meters
Water recycled and reused	0	Cubic meters

- No data for water consumption provided by the Operator, NPG.

What is the impact and where does it occur? What is the organization's involvement in the impact?	Which stakeholders are affected?	Management Approach
No material impact.	Not applicable	Not applicable
What are the risk/s identified?	Which stakeholders are affected?	Management Approach
No identified material risk.	Not applicable	Not applicable
What are the opportunity/ies identified?	Which stakeholders are affected	Management Approach
No identified opportunities.	Not applicable	Not applicable

Explanation:

As mentioned above, resource management such as water and energy consumptions, is being managed by the Operator of the Service Contract. It is a common practice in the petroleum industry to have a water maker that would usually convert seawater to potable water. Recycling of water is also necessary especially for offshore production where supply of readily available potable water is limited.

Materials used by the organization

Disclosure	Quantity	Units
Materials used by weight		
• Renewable	0	Cubic meters
• Non- renewable	0	Cubic meters
Percentage of recycled input materials used to manufacture the organization's primary products and services	0	

What is the impact and where does it occur? What is the organization's involvement in the impact?	Which stakeholders are affected?	Management Approach
No material impact.	Not applicable	Not applicable
What are the risk/s identified?	Which stakeholders are affected?	Management Approach
No identified material risk.	Not applicable	Not applicable
What are the opportunity/ies identified?	Which stakeholders are affected	Management Approach
No identified opportunities.	Not applicable	Not applicable

Explanation:

NPG, being the Operator of SC-14C, plans the activities in the GFAD. Each equipment and materials in the FPSO undergone technical evaluation and is designed accordingly for the safety and well-being of the production facilities and the FPSO. The management of the renewable and non-renewable resources in the FPSO is duly managed by NPG.

Ecosystems and biodiversity (whether in upland/ watershed or coastal/marine)

Disclosure	Quantity	Units
Operational sites owned, leased, managed in, or adjacent to, protected areas and areas of high biodiversity value outside protected areas	Please see explanation below	
Habitats protected or restored	None	ha
Water recycled and reused	0	

What is the impact and where does it occur? What is the organization's involvement in the impact?	Which stakeholders are affected?	Management Approach
No material impact.	Not applicable	Not applicable
What are the risk/s identified?	Which stakeholders are affected?	Management Approach
No identified material risk.	Not applicable	Not applicable
What are the opportunity/ies identified?	Which stakeholders are affected	Management Approach
No identified opportunities.	Not applicable	Not applicable

Explanation:

The Galoc Oilfield is located in offshore Northwest Palawan. They are about 25-km from El Nido, which is a famous tourist spot in the Philippines. However, the field located anywhere near a protected site or areas of high biodiversity. In fact, during the last underwater survey done during the recent decommissioning and abandonment of the Nido and Matinloc Platforms in the Nido-Matinloc Oilfield, Philodrill, the Service Contract Operator, found that coral reefs bloomed in the legs of the platforms and many marine animals are dwelling within the platforms. These are proofs that the water column is healthy and habitable. There were also plans that these platforms can be used for recreational diving sites in the future. Moreover, before awarding the service contract, protected sites are being identified and carved out by the DOE from the service contract. Thus, protected areas are not included within the service contract areas.

Environmental Impact Management**Air Emissions****GHG**

Disclosure	Quantity	Units
Direct (scope 1) GHG Emissions -	153,619.46 ⁽⁴⁾ ⁽⁵⁾	Tonnes

Energy indirect (Scope 2) GHG Emissions	549.80 ^[6]	Tonnes
Emissions of ozone- depleting substances (ODS)	0	Tonnes

[4] Combined values of CO₂, N₂O, and CH₄ emitted from the flaring facility and fuel combustion

[5] Emission rate estimates of the GFAD Floating Production Storage Offloading (FPSO) Vessel for the year 2023

[6] Combined values of CO, NO, and non methane VOCs from the flaring facility and fuel combustion

What is the impact and where does it occur? What is the organization's involvement in the impact?	Which stakeholders are affected?	Management Approach
Associated gas in oil production is usually being flared (burn away the gas) in the flaring facility and fuel combustion are categorized as Direct (Scope 1) GHG emission. The Consortium, during the commencement of the production stage, decided to flare the associated gas for it is in minimal quantity and uneconomical. Moreover, processing the gas will also need a different production facility aside from the existing oil facility.	<ul style="list-style-type: none"> • JV Consortium • Field Employees • Government • Community 	The Service Contract Operator regulates the emission of Scope 1 and 2 on a daily basis by providing a Daily Production Report to the JV partners and the Department of Energy (DOE). The Operator ensures that daily gas emissions are acceptable and compliant with its Environmental Compliance Certificate issued by the Department of Environment and Natural Resource (DENR).
What are the risk/s identified?	Which stakeholders are affected?	Management Approach
Unregulated GHG emissions can lead to unacceptable values of GHG that are not compliant to the project's ECC and would result into fines and penalties from the DENR. Moreover, too much GHG emission can accelerate global warming that can lead to human- induced climate change. Flaring of gas, and production of oil in general, is considered as a very high-risk process when it comes to safety and hazard. One unsafe act can lead to a chain of unfortunate events and can endanger the entire production facility and all crew onboard. Damaging the production facility can lead to oil leaks/ spill.	<ul style="list-style-type: none"> • JV Consortium • Field employees • Government • Community 	<p>The consortium is continuously looking into different new technologies to minimize the effects of flaring especially to climate change.</p> <p>The Consortium strictly ensures the safety of all its field employees. Survival measures are being implemented in the FPSO by giving proper safety training to its crew as well as posting of safety warnings in the FPSO.</p>

What are the opportunity/ies identified?	Which stakeholders are affected	Management Approach
There have been various innovations in the oil and gas industry that aims to minimize the emission of harmful air pollutants.	<ul style="list-style-type: none"> JV Consortium Field employees Government Community 	The JV Consortium has been very supportive in pursuing alternative ways to attain a sustainable energy that would promote less harmful gases and air pollutant emissions.

Explanation:

NPG submits its quarterly and annual reports to the Department of Environment and Natural Resources – Environment Management Bureau (DENR- EMB) such as Compliance Monitoring Report and Self- Monitoring Reports which present and discuss the potential air and water pollutants. In the oil and gas industry, flaring is usually done, and it releases methane and carbon dioxide, which are the major greenhouse gases. NPG declares its Greenhouse gas emission on its quarterly and annual report.

Air Pollutants

Disclosure	Quantity	Units
NOx	73.95 ^[7]	tons
Sox	0.008 ^[8]	tons
Persistent organic pollutant (POPs)	0	tons
Volatile Organic Compounds (VOCs)	108.47 ^[9]	tons
Hazardous air pollutants (HAPs)	367.38 ^[10]	tons
Particulate Matter (PM)	0.469	tons

[7] Combined values of NOx emitted from the flaring facility and fuel combustion

[8] Combined values of SOx emitted from fuel combustion

[9] VOC from flaring facility

[10] Carbon Monoxide as Hazardous Air Pollutant

What is the impact and where does it occur? What is the organization's involvement in the impact?	Which stakeholders are affected?	Management Approach
The air pollutants are the combined values of the emissions from the flaring facility and the fuel combustion in the FPSO. Some of the air pollutants are dissolved within the hydrocarbons or sometimes the by-product of the hydrocarbon extraction.	<ul style="list-style-type: none"> JV Consortium Field employees Government Community 	The Operator strictly regulates and reports the emission of air pollution on a quarterly and annual basis by providing a Compliance Monitoring Report and Self- Monitoring Reports to the DENR and the DOE. The management ensures that air pollutant emissions are acceptable and compliant with its Environmental Compliance Certificate issued by the DENR.
What are the risk/s identified?	Which stakeholders are affected?	Management Approach

Unregulated air pollutant emissions can lead to unacceptable values above the required standards set by the DENR and as stated in the project's ECC. This would result into fines and penalties from the DENR.	<ul style="list-style-type: none"> • JV Consortium • Field employees • Government • Community 	The Operator has set up competent team and uses advanced technologies to be able to strictly regulate the air pollutant emissions from the FPSO. It also submits quarterly and annual Compliance Monitoring Report and Self-Monitoring Reports to the DENR and the DOE to declare its quarterly and annual total air pollutants emission.
What are the opportunity/ies identified?	Which stakeholders are affected	Management Approach
There have been various innovations in the oil and gas industry that aims to minimize the emission of harmful air pollutants.	<ul style="list-style-type: none"> • JV Consortium • Field employees • Government • Community 	The JV Consortium has been very supportive in pursuing alternative ways to attain a sustainable energy that would promote less harmful gases and air pollutant emissions.

Solid and Hazardous Wastes

Solid Waste

Disclosure	Quantity	Units
Total Solid Waste Generated	288,000 ^[11]	kg
Reusable	22,500 ^[12]	kg
Recyclable	176,500 ^[13]	Kg
Composted	0	Kg
Incinerated	0	Kg
Residuals/ Landfilled	89,000	kg

[11] Data provided by NPG/ m3 converted to kg

[12] Carton boxes and wooden pallets

[13] Plastics and Metals

What is the impact and where does it occur? What is the organization's involvement in the impact?	Which stakeholders are affected?	Management Approach
The FPSO facilities generates waste from packaging materials necessary in the operation such as food waste, plastics, metals, carton boxes, glass, rags, wooden pallets, and bottles.	<ul style="list-style-type: none"> • JV Consortium • Field employees • Government • Community 	Wastes are segregated through trash bins labelled as Biodegradable and Non-Biodegradable. Since the facility is located offshore, the waste cannot be disposed directly into the sea, for it will violate environmental laws. Instead, the wastes were being stored in a waste facility in the FPSO to be later on collected by a supply vessel whenever there

		will be a delivery of goods. The wastes will be sorted out based on its category such as bottles, plastics, glass etc.
What are the risk/s identified?	Which stakeholders are affected?	Management Approach
Improper disposal of solid wastes from the FPSO can cause pollution to the ocean and may lead to filing of fines and penalties by the DENR.	<ul style="list-style-type: none"> • JV Consortium • Field employees • Government • Community 	The Operator is strict about solid waste disposal by having trash bins in designated areas in the FPSO especially in the accommodation unit where most of the crew eat and stay. Moreover, a breakdown of solid wastes generated in the FPSO are incorporated in the quarterly and annual Compliance Monitoring Report and Self-Monitoring Reports to the DENR and the DOE.
What are the opportunity/ies identified?	Which stakeholders are affected?	Management Approach
Sustainable proper waste disposal can be achieved by recycling and adapting new technologies to reduce solid waste.	<ul style="list-style-type: none"> • JV Consortium • Field employees • Government • Community 	The Operator regularly monitors solid waste generation and disposal in the FPSO and are open to finding alternative ways to enhance sustainable solid waste management.

Hazardous Waste

Disclosure	Quantity	Units
Total weight of hazardous waste generated	33.0990 ^[13]	tons
Total weight of hazardous waste transported	33.4333 ^[14]	tons

[13] Data provided by NPG

[14] Total weight of hazardous waste transported and disposed

What is the impact and where does it occur? What is the organization's involvement in the impact?	Which stakeholders are affected?	Management Approach
Hazardous wastes generated during operation in the FPSO include oil waste, oil-contaminated materials, wastes with lead and mercury compounds, pathological or infectious wastes, explosives and expired medicines.	<ul style="list-style-type: none"> • JV Consortium • Field employees • Government • Community 	Hazardous wastes are being collected by supply vessels and are properly handled until the final disposal facility.
What are the risk/s identified?	Which stakeholders are affected?	Management Approach

Improper handling of hazardous wastes from the FPSO can cause pollution to the ocean and may lead to filing of fines and penalties by the DENR.	<ul style="list-style-type: none"> • JV Consortium • Field employees • Government • Community 	The Operator is strict about hazardous waste disposal and regularly reports its generated wastes in the FPSO in the quarterly and annual Compliance Monitoring Report and Self-Monitoring Reports to the DENR and the DOE.
What are the opportunity/ies identified?	Which stakeholders are affected	Management Approach
Sustainable hazardous waste disposal can be achieved by recycling and adapting new technologies to reduce hazardous waste.	<ul style="list-style-type: none"> • JV Consortium • Field employees • Government • Community • Oil and gas industry 	The Operator regularly monitors hazardous waste generation and disposal in the FPSO and are open to finding alternative ways to enhance sustainable hazardous waste management.

Effluents

Disclosure	Quantity	Units
Total volume of water discharges	4,813,406.37 ^[13]	Cubic meters
Percent of wastewater recycled	0	%

[13] Data provided by NPG

What is the impact and where does it occur? What is the organization's involvement in the impact?	Which stakeholders are affected?	Management Approach
Effluents from the FPSO includes Produced Formation Water (water from the underground oil reservoir), Wash Water (vessel washings), Cooling Water from the engine room, and cooling water from the process area.	<ul style="list-style-type: none"> • JV Consortium • Field employees • Government • Community 	Produced Formation Water with >15 ppm oil content is either diverted to the cargo tank (if oil content is very high) and/or directed to the oily water tank (slopy tank). In due time, oil in the slop tank separates and floats on top of the water layer. The relatively oil-free water is flowed to the clean water slop tank and is re-processed for overboard disposal, while the accumulated oil is flowed to the cargo tank (as part of the crude product). If the produced water is <15 ppm oil content, it is being discharged overboard. An alarm system or a full-time technician diverts the produced water to the slop

		tank if the oil content is greater than 15 ppm. ^[5]
What are the risk/s identified?	Which stakeholders are affected?	Management Approach
Improper handling of effluents can lead to unwanted disposal of untreated waste water directly into the ocean.	<ul style="list-style-type: none"> JV Consortium Field employees Government Community 	The Operator strictly regulates and reports the total discharged water and effluents on a quarterly and annual basis by providing a Compliance Monitoring Report and Self-Monitoring Reports to the DENR and the DOE. The management ensures that effluents are acceptable and compliant with its Environmental Compliance Certificate issued by the DENR.
What are the opportunity/ies identified?	Which stakeholders are affected	Management Approach
The Consortium is constantly on the lookout and open to adopting demonstrated good practice on effluent handling and disposal.	<ul style="list-style-type: none"> JV Consortium Field employees Government Community Oil and gas industry 	The Operator strictly regulates the total discharged water and effluents to ensure compliance with the standards set by the DENR.

Environmental Compliance

Non- compliance with Environmental Laws and Regulations

Disclosure	Quantity	Units
Total amount of monetary fines for non- compliance with environmental laws and/ or regulations	0	PhP
No. of non- monetary sanctions for non- compliance with environmental laws and/ or regulations	0	#
No. of cases resolved through dispute resolution mechanism	0	#

What is the impact and where does it occur? What is the organization's involvement in the impact?	Which stakeholders are affected?	Management Approach
No material impact.	Not applicable	Not applicable
What are the risk/s identified?	Which stakeholders are affected?	Management Approach
No material risk identified.	Not applicable	Not applicable
What are the opportunity/ies identified?	Which stakeholders are affected	Management Approach
No identified opportunities.	Not applicable	Not applicable

SOCIAL

Employee Management

Employee Hiring and Benefits

Employee Data – Represents the Company's employees only. Does not include employees of other Joint Venture Partners and Contractors.

Disclosure	Quantity	Units
Total number of employees	16	
a. Number of female employees	8	#
b. Number of male employees	8	#
Attrition rate	18.75%	Rate
Ratio of lowest paid employee against minimum wage	0	ratio

Employee benefits

List of Benefits	Y/N	% of female employees who availed for the year	% of male employees who availed for the year
SSS	Y	100%	100%
Philhealth	Y	100%	100%
Pag-ibig	Y	100%	100%
Parental Leaves	Y	12.5%	0
Vacation Leaves	Y	100%	100%
Sick Leaves	Y	100%	100%
Medical Benefits (aside from Philhealth)	Y	0%	0%
Retirement Fund (aside from SSS)	Y	12.5%	25%
Further education support	N		
Company stock options	N		
Telecommuting	Y		
Flexible- working hours	Y	100%	100%
Other Benefits:			
Rice Subsidy	Y	87.5%	67%
Uniform Allowance	Y	87.5%	67%
Christmas Allowance	Y	87.5%	67%

What is the impact and where does it occur? What is the organization's involvement in the impact?	Management Approach
Compensation and benefits are key factors in employees' satisfaction that determines their willingness to stay in the Company.	OPMC benchmarks its rates against industry standards and ensures that it is aligned with the general industry salary structure. The Company also provides benefits beyond what is mandated by the government.
What are the risk/s identified?	Management Approach
One of the risks identified is the competition with other multinational oil companies here and abroad.	The Company aims to retain talents by providing competitive compensation package and other benefits that are essential in the current business situation. Also, the Company

	encourages its staff to take technical trainings that will equip them with proper knowledge as they take on their task.
What are the opportunity/ies identified?	Management Approach
The Company sees engaging with young professionals and providing trainings will ensure continuity of its operations.	OPMC continues to grow its talent through trainings and seminars. Also, the Company continues to evolve to adapt to the ever-changing business landscape.

Employee Training and Development

Disclosure	Quantity	Units
Total training hours provided to employees		
a. Female employees	109	Hours
b. Male employees	70	Hours
Average Training hours provided to employees		
a. Female employees	21.8	Hours/ employee
b. Male employees	23.3	Hours/ employee

What is the impact and where does it occur? What is the organization's involvement in the impact?	Management Approach
The goal of the Company in providing trainings to its employees is for its employees to effectively perform their assigned tasks. These trainings are formed to enhance employees' skills which will promote the overall organizational effectiveness.	The Company encourages its employees to attend trainings and seminars that will help them enhance their skill-sets or learn a new skill.
What are the risk/s identified?	Management Approach
Possible employee poaching from other industry players.	The Company believes that an attractive compensation package coupled with flexible working arrangement is effective in maintaining talents.
What are the opportunity/ies identified?	Management Approach
Digitalization has changed the way we do business. With this, the Company will promote trainings on different business applications and software.	The Management will incorporate in its training programs topics that involves digital transformation.

Labor- Management Relations

Disclosure	Quantity	Units
% of employees covered with Collective Bargaining Agreements	None	%
Number of consultations conducted with employees concerning employee- related policies	None	#

What is the impact and where does it occur? What is the organization's involvement in the impact?	Management Approach
--	----------------------------

No material impact.	Not applicable
What are the risk/s identified?	Management Approach
No identified material risk/s.	Not applicable
What are the opportunity/ies identified?	Management Approach
No identified material opportunity/ies.	Not applicable

Diversity and Equal Opportunity

Disclosure	Quantity	Units
% of Female workers in the workplace	50	%
% of Male workers in the workplace	50	%
Number of employees from indigenous communities and/ or vulnerable sector*	2	# of elderly

Vulnerable sector includes, elderly, persons with disabilities, vulnerable women, refugees, migrants, internally displaced persons, people living with HIV and other diseases, solo parents, and the poor or the base of the pyramid (BOP; Class D and E)

What is the impact and where does it occur? What is the organization's involvement in the impact?	Management Approach
The Company ensures that there is equality and diversity in the organization.	OPMC conducts its hiring process based on the applicants' qualifications that match the Company's requirements. Compensation and benefits are also based on merit and benchmarked with industry rates.
What are the risk/s identified?	Management Approach
The Company identified lack of technical employees/experts in the field of Geology as a risk.	The Company is on continuous search for Geologists that will complement its technical group. It continues to enhance its development programs to train existing Junior Geologist.
What are the opportunity/ies identified?	Management Approach
Access to Consultants in the Oil Exploration Industry as an opportunity for the Company to enhance its technical capabilities.	The Company has been looking for opportunities to expand its technical group. This opens the opportunities to meet with Consultants and experts in the industry. The Company in its best efforts will contract with potential Consultants that will help strengthens the Company's technical team.

Workplace conditions, Labor Standards, and Human Rights

Occupational Health and Safety:

Disclosure	Quantity	Units
Safe Man- Hours	30,264	Man-hours
No. of work- related injuries	0	#
No. of work- related fatalities	0	#
No. of work- related ill- health	0	#
No. of Safety Drills	0	#

What is the impact and where does it occur? What is the organization's involvement in the impact?	Management Approach
Occupational health and safety affects the welfare of OPMC's employees in their performance of their roles.	<p>The Company recognizes its statutory responsibility to provide healthy and safe working environment to its employees.</p> <p>Please see: https://opmc.com.ph/corporate-governance/Company-policies/#HealthSafetyWelfare https://opmc.com.ph/corporate-governance/company-policies/stakeholders-health-safety-and-welfare/ or https://opmc.com.ph/corporate-governance/company-policies/code-of-business-conduct-and-ethics/</p>
What are the risk/s identified?	Management Approach
<p>The Company identified the following risks:</p> <ul style="list-style-type: none"> • Work-related injuries that may cause permanent or temporary disability or fatality • Occurrence of Fire or Earthquake emergencies 	<p>Please see: https://opmc.com.ph/corporate-governance/Company-policies/#HealthSafetyWelfare https://opmc.com.ph/corporate-governance/company-policies/stakeholders-health-safety-and-welfare/</p>
What are the opportunity/ies identified?	Management Approach
No identified material opportunities	Not applicable

Labor Laws and Human Rights

Disclosure	Quantity	Units
No. of legal actions or employee grievances involving forced or child labor	0	Man-hours

Do you have policies that explicitly disallows violations of labor laws and human rights (e.g harassment, bullying) in the workplace?

Topic	Y/N	If yes, cite reference in the Company policy
Forced Labor	N	
Child Labor	N	
Human Rights	N	

What is the impact and where does it occur? What is the organization's involvement in the impact?	Management Approach
The topic impacts the welfare of the employees as they are hired and work for the Company.	<p>The Company complies with all the applicable laws and regulations on employees' welfare, the Labor Code, and has grievance and communication mechanisms in place.</p> <p>The Company however, is still in the process of crafting its human rights policies.</p>
What are the risk/s identified?	Management Approach
Though there were no reports, OPMC has identified as risk, potential human rights and labor violations within the Company.	The Company complies with all the applicable laws and regulations on employees' welfare, the Labor Code, and has grievance and communication mechanisms in place.
What are the opportunity/ies identified?	Management Approach
No material opportunities identified	Not applicable

Supply Chain Management – not material

Do you have a supplier accreditation policy? If yes, please attach the policy or link to the policy.

Do you consider the following sustainability topics when accrediting suppliers?

Topic	Y/N	If yes, cite reference in the supplier policy
Environmental performance		
Forced labor		
Child Labor		
Human Rights		
Bribery and corruption		

What is the impact and where does it occur? What is the organization's involvement in the impact?	Management Approach
No material impact.	Not applicable
What are the risk/s identified?	Management Approach
No identified material risk/s.	Not applicable
What are the opportunity/ies identified?	Management Approach
No identified material opportunities.	Not applicable

Relationship with Community – not material

Significant Impacts on Local Communities

Operations with significant (positive or negative) impacts on local communities (exclude CSR projects; this has to be business operated)	Location	Vulnerable Groups (if applicable)*	Does this particular operation have impacts in indigenous people (Y/N)?	Collective or individual rights that have been identified that or particular concern for the community	Mitigating measures (if negative) or enhancement measures (if positive)

*Vulnerable sector includes, elderly, persons with disabilities, vulnerable women, refugees, migrants, internally displaced persons, people living with HIV and other diseases, solo parents, and the poor or the base of the pyramid (BOP; Class D and E)

For operations that are affecting IPs, indicate total number of Free and Prior informed Consent (FPIC) undergoing consultations and certification preconditions (CPs) secured and still operational and provide a copy or link to the certificates if available: _____

Disclosure	Quantity	Units
FPIC process is still undergoing		#
CP secured		#

What are the risk/s identified?	Management Approach
Please see explanation below	
What are the opportunity/ies identified?	Management Approach
Please see explanation below	

Explanation:

Despite the Covid-19 Pandemic, the SC-14C Galoc Consortium, where the Company is a partner of, thru NPG as an operator, continued to extend its help to the community. The Consortium was able to implement the following projects that supports health, livelihood and education in the local communities of Culio, Busuanga and Linapacan.

Education:

- Solar Powered E- TV Educational Package
- Trainings for Teachers
- Library rehabilitation
- Constructions of Classrooms
- Construction of Laboratory House for students

Livelihood:

- Water access Project and Manpower Development Skills Training
- Donation of Gensets
- Construction of Eco- Tourism Center
- Water System Project in Busuanga

Health:

- Solar Electrification of Health Center
- Donation of Medical Equipment

Customer Management – not material

Customer Satisfaction

Disclosure	Score	Did a third party conduct the customer satisfaction study (Y/N)?
Customer satisfaction		

What is the impact and where does it occur? What is the organization's involvement in the impact?	Management Approach
No material impact.	Not applicable
What are the risk/s identified?	Management Approach
No identified material risk/s.	Not applicable
What are the opportunity/ies identified?	Management Approach
No identified material opportunities.	Not applicable

Health and Safety – not material

Disclosure	Quantity	Units
No. of substantial complaints on product or service health and safety		#
No. of complaints addressed		#

* Substantiated complaints include complaints from customers that went through the organization's formal communication channels and grievance mechanism as well as complaints that were lodged to and acted upon by government agencies.

What is the impact and where does it occur? What is the organization's involvement in the impact?	Management Approach
No material impact.	Not applicable
What are the risk/s identified?	Management Approach
No identified material risk/s.	Not applicable
What are the opportunity/ies identified?	Management Approach
No identified material opportunities.	Not applicable

Marketing and labelling – not material

Disclosure	Quantity	Units
No. of substantiated complaints on marketing and labelling*		#
No. of complaints addressed		

* Substantiated complaints include complaints from customers that went through the organization's formal communication channels and grievance mechanism as well as complaints that were lodged to and acted upon by government agencies.

What is the impact and where does it occur? What is the organization's involvement in the impact?	Management Approach
No material impact.	Not applicable

What are the risk/s identified?	Management Approach
No identified material risk/s.	Not applicable
What are the opportunity/ies identified?	Management Approach
No identified material opportunities.	Not applicable

Customer privacy – not material

Disclosure	Quantity	Units
No. of substantiated complaints on customer privacy*		#
No. of complaints addressed		
No. of customers, users and account holders whose information is used for secondary purposes		

* Substantiated complaints include complaints from customers that went through the organization's formal communication channels and grievance mechanism as well as complaints that were lodged to and acted upon by government agencies.

What is the impact and where does it occur? What is the organization's involvement in the impact?	Management Approach
No material impact.	Not applicable
What are the risk/s identified?	Management Approach
No identified material risk/s.	Not applicable
What are the opportunity/ies identified?	Management Approach
No identified material opportunities.	Not applicable

Data Security – Data Privacy Act

Disclosure	Quantity	Units
No. of breaches, including leaks, thefts and losses of data	0	#

What is the impact and where does it occur? What is the organization's involvement in the impact?	Management Approach
Ensuring the investors and employees data privacy is one of the factors that contributes to the Company's integrity and investor's trust and confidence.	The Management adheres to the conditions set forth in the Data Privacy Act of 2012 or RA 10173.
What are the risk/s identified?	Management Approach
Should there be any leak in information, the Company will lose the trust and confidence of its investors.	The Management adheres to the conditions set forth in the Data Privacy Act of 2012.
What are the opportunity/ies identified?	Management Approach
OPMC aims to continuously improve its data management and privacy system to ensure continuous investor patronage.	The Management adheres to the conditions set forth in the Data Privacy Act of 2012.



Product or Service Contribution to UN SDGs

Key products and services and its contribution to sustainable development

Key Products and Services	Societal Value/ Contribution to UN SDGs	Potential Negative Impact of Contribution	Management Approach to Negative
Oil & Gas Exploration and Production	SDG 4: Quality Education OPMC has been a long-time partner of oil and gas contractors in providing sustainable quality education especially to remote areas in northern Palawan such as the municipalities of Culion, Busuanga and Linapacan through donation of Solar Powered E-TV Educational Package, Starlink Internet Sets, providing trainings for teachers, constructions of Classrooms and Laboratory house and rehabilitation of libraries.	Petroleum Service Contracts have only 50 years validity, once the terms have expired, the production of the field will cease and the contractor will rehabilitate and abandon the area. The abandonment of the field will lead to the cessation of the scholarship and educational assistance, for these are included within the service contract as contractor's obligation and commitment.	OPMC, together with other petroleum companies are hand in hand in their continuous efforts to explore and develop new oil and gas fields to be able to secure new service contract and provide sustainable quality education. Moreover, OPMC is diversifying its portfolio through applying for exploration permits to explore potential nickel laterite prospects. New mineral permits would allow new social development programs that will provide education assistance, livelihood program, employment and environment protection to the host communities.
	SGD 5: Gender Equality Although the oil and gas industry are mainly dominated by male, the company ensures equal opportunity for all genders. The company puts priority in the assessment of all qualified applicants based on their technical and professional skills regardless of gender, age, race, religion or origin.		
	SGD 8: Decent Work and Economic Growth		

	<p>With the recent expansion of the company to nickel laterite exploration, the company was able to hire additional technical personnel and consultant to assist in the prospecting and application process.</p> <p>The company also ensures flexible working arrangement and good compensations and benefits.</p>		
	<p>SGD 3: Good health & well-being</p> <p>During the Covid-19 pandemic, the company ensures good health and well-being of the employees by providing flexible working hours and work-from home arrangement to lessen exposure from Covid-19 during on-site and transit.</p> <p>The company also provides health coverage for employees through national health insurance (PhilHealth) and health maintenance organizations (HMO).</p> <p>Aside from providing health benefits to its employees, the GFAD project made way for the solar electrification of health centers and donations of medical equipment in remote islands in north of Palawan Island.</p>		
	<p>SGD 6: Clean Water and Sanitation</p>		

	<p>The Water System Project in Busuanga, Palawan is part of the GFAD's Community Assistance Program, as its commitment to site-specific social responsibility to help improve the lives of island communities. The project aims to provide accessible and clean water to the community in Busuanga.</p>		
--	---	--	--



SECURITIES AND EXCHANGE COMMISSION

THE SEC HEADQUARTERS 7907 Makati Avenue, Salcedo Village, Bel-Air, Makati City
1209 Trunk Line No:02-5322-7696 Email Us:www.sec.gov.ph/imessagemo@sec.gov.ph



The following document has been received:

Receiving: ICTD ERMD

Receipt Date and Time: April 16, 2025 10:43:38 AM

Company Information

SEC Registration No.: 0000040058

Company Name: ORIENTAL PETROLEUM AND MINERALS CORP.

Industry Classification: C11919

Company Type: Stock Corporation

Document Information

Document ID: OST10416202583177807

Document Type: Financial Statement

Document Code: FS

Period Covered: December 31, 2024

Submission Type: Parent, Annual

Remarks: None


Acceptance of this document is subject to review of forms and contents

Jane Agnes S. Pazzibugan

From: MaRiana Infante
Sent: Wednesday, April 16, 2025 10:10 AM
To: Jane Agnes S. Pazzibugan
Subject: Fw: [EXTERNAL]:Your BIR AFS eSubmission uploads were received

Get [Outlook for iOS](#)

From: eafs@bir.gov.ph <eafs@bir.gov.ph>
Sent: Wednesday, April 16, 2025 10:07:52 AM
To: MaRiana Infante <Riana.Caratay@urc.com.ph>
Cc: MaRiana Infante <Riana.Caratay@urc.com.ph>
Subject: [EXTERNAL]:Your BIR AFS eSubmission uploads were received

 **CAUTION:** This email originated from outside of the organization. Do not click on links or open attachments unless you recognize the sender and know that the contents are safe.

Hi ORIENTAL PETROLEUM AND MINERALS CORPORATION,

Valid files

- EAFS000483747RPTTY122024.pdf
- EAFS000483747ITRTY122024.pdf
- EAFS000483747AFSTY122024.pdf

Invalid file

- <None>

Transaction Code: **AFS-0-PMVN1WZ4089JG9J7ANZ4SS2YP06GCBDA GH**
Submission Date/Time: **Apr 16, 2025 10:07 AM**
Company TIN: **000-483-747**

Please be reminded that you accepted the terms and conditions for the use of this portal and expressly agree, warrant and certify that:

- The submitted forms, documents and attachments are complete, truthful and correct based on the personal knowledge and the same are from authentic records;
- The submission is without prejudice to the right of the BIR to require additional document, if any, for completion and verification purposes;
- The hard copies of the documents submitted through this facility shall be submitted when required by the BIR in the event of audit/investigation and/or for any other legal purpose.

This is a system-generated e-mail. Please do not reply.

For Encrypted Emails click [here](#) for instructions ===== DISCLAIMER ===== This email and its attachments may be confidential and are intended solely for the use of the individual or entity to whom it is addressed. If you are not the intended recipient of this email and its attachments, you must take no action based upon them, nor must you disseminate, distribute or copy this e-mail. Please contact the sender immediately if you believe you have received this email in error. E-mail transmission cannot be guaranteed to be secure or error-free. The recipient should check this email and any attachments for the presence of viruses. The Bureau of Internal Revenue does not accept liability for any errors or omissions in the contents of this message which arise as a result of e-mail transmission. For Encrypted Emails click [here](#) for instructions

===== DISCLAIMER ===== This email and its attachments may be confidential and are intended solely for the use of the individual or entity to whom it is addressed. If you are not the intended recipient of this email and its attachments, you must take no action based upon them, nor must you disseminate, distribute or copy this e-mail. Please contact the sender immediately if you believe you have received this email in error. E-mail transmission cannot be guaranteed to be secure or error-free. The recipient should check this email and any attachments for the presence of viruses. The Bureau of Internal Revenue does not accept liability for any errors or omissions in the contents of this message which arise as a result of e-mail transmission.



ORIENTAL PETROLEUM AND MINERALS CORPORATION

STATEMENT OF MANAGEMENT'S RESPONSIBILITY FOR PARENT FINANCIAL STATEMENTS

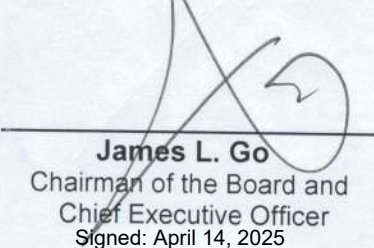
The management of **Oriental Petroleum and Minerals Corporation** is responsible for the preparation and fair presentation of the parent financial statements including the schedules attached therein, for the years ended December 31, 2024, 2023 and 2022, in accordance with the prescribed financial reporting framework indicated therein, and for such internal control as management determines is necessary to enable the preparation of parent financial statements that are free from material misstatement, whether due to fraud or error.


In preparing the parent company financial statements, management is responsible for assessing the Company's ability to continue as a going concern, disclosing as applicable matters related to going concern and using the going concern basis of accounting unless management either intends to liquidate the Company or to cease operations, or has no realistic alternative to do so.

The Board of Directors is responsible for overseeing the Company's financial reporting process.

The Board of Directors reviews and approves the parent financial statements including the schedules attached therein, and submits the same to the stockholders.

SyCip Gorres Velayo & Co. (SGV), the independent auditor appointed by the stockholders, has audited the parent financial statements of the company in accordance with Philippine Standards on Auditing, and in its reports to the stockholders, has expressed its opinion on the fairness of presentation upon completion of such audit.


James L. Go
Chairman of the Board and
Chief Executive Officer
Signed: April 14, 2025


Robert Coyoito, Jr.
President and
Chief Operating Officer
Signed: April 14, 2025

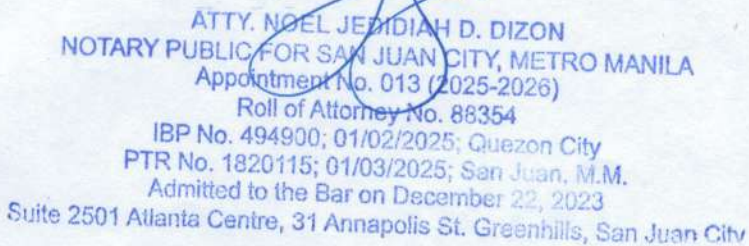

Ma. Riana C. Infante
Chief Financial,
Compliance and
Investors' Relation Officer
Signed: April 14, 2025

Signed this 14th APR 15 2025 day of April 2025

SUBSCRIBED AND SWORN to before this APR 15 2025 day of April 2025 affiants executed to me their respective Passport as follows:

Name	Government ID No.	Date of Issue	Place of Issue
James L. Go	P2019464B	June 20, 2019	DFA NCR Central
Robert Coyoito, Jr.	P7236639A	May 19, 2018	DFA Manila
Ma. Riana C. Infante	P0139536C	May 18, 2022	DFA Manila

Doc. No. 82
Page No. 18
Book No. 1
Series of 2025.


ATTY. NOEL JERIDIAH D. DIZON
NOTARY PUBLIC FOR SAN JUAN CITY, METRO MANILA
Appointment No. 013 (2025-2026)
Roll of Attorney No. 88354
IBP No. 494900; 01/02/2025; Quezon City
PTR No. 1820115; 01/03/2025; San Juan, M.M.
Admitted to the Bar on December 22, 2023
Suite 2501 Atlanta Centre, 31 Annapolis St. Greenhills, San Juan City




ORIENTAL PETROLEUM AND MINERALS CORPORATION


STATEMENT OF MANAGEMENT'S RESPONSIBILITY FOR ANNUAL INCOME TAX RETURN

The management of **Oriental Petroleum and Minerals Corporation** is responsible for all information and representations contained in the Annual Income Tax Return for the year ended December 31, 2024. Management is likewise responsible for all information and representations contained in the financial statements accompanying the Annual Income Tax Return covering the same reporting period. Further, the Management is responsible for all information and representations contained in all the other tax returns filed for the reporting period, including, but not limited, to the value added tax and/or percentage tax returns, withholding tax returns, documentary stamp tax returns, and any and all other tax returns.

In this regard, the Management affirms that the attached audited financial statements for the year ended December 31, 2024 and the accompanying Annual Income Tax Return are in accordance with the books and records of **Oriental Petroleum and Minerals Corporation**, complete and correct in all material respects. Management likewise affirms that:

- The Annual Income Tax Return has been prepared in accordance with the provisions of the National Internal Revenue Code, as amended, and pertinent tax regulations and other issuances of the Department of Finance and the Bureau of Internal Revenue;
- Any disparity of figures in the submitted reports arising from the preparation of financial statements pursuant to financial accounting standards and the preparation of income tax return pursuant to tax accounting rules has been reported as reconciling items and maintained in the company's books and records in accordance with the requirements of Revenue Regulations No. 8-2007 and other relevant issuances;
- The **Oriental Petroleum and Minerals Corporation** has filed all applicable tax returns, reports and statements required to be filed under Philippine tax laws for the reporting period, and all taxes and other impositions shown thereon to be due and payable have been paid for the reporting period, except those contested in good faith.


James L. Go
Chairman of the Board and
Chief Executive Officer
Signed: April 14, 2025


Robert Coyiuto, Jr.
President and
Chief Operating Officer
Signed: April 14, 2025


Ma. Riana C. Infante
Chief Financial,
Compliance and
Investors' Relation Officer
Signed: April 14, 2025

Signed this 14th day of April 2025

SUBSCRIBED AND SWORN to before this 15 day of April 2025 affiants executed to me their respective Passport as follows:

Name	Government ID No.	Date of Issue	Place of Issue
James L. Go	P2019464B	June 20, 2019	DFA NCR Central
Robert Coyiuto, Jr.	P7236639A	May 19, 2018	DFA Manila
Ma. Riana C. Infante	P0139536C	May 18, 2022	DFA Manila

Doc. No. 81
Page No. 13
Book No. 1
Series of 2025.


ATTY. NOEL JERIDIAH D. DIZON
NOTARY PUBLIC FOR SAN JUAN CITY, METRO MANILA
Appointment No. 013 (2025-2026)

Roll of Attorney No. 88354
IBP No. 494900; 01/02/2025; Quezon City
PTR No. 1820115; 01/03/2025; San Juan, M.M.
Admitted to the Bar on December 22, 2023
Suite 2501 Atlanta Centre, 31 Annapolis St. Greenhills, San Juan City

INDEPENDENT AUDITOR'S REPORT

The Stockholders and Board of Directors
Oriental Petroleum and Minerals Corporation
34th Floor, Robinsons Equitable Tower
ADB Avenue, Ortigas Center, Pasig City

Report on the Audit of the Parent Company Financial Statements

Opinion

We have audited the parent company financial statements of Oriental Petroleum and Minerals Corporation (the Company), which comprise the parent company statements of financial position as at December 31, 2024 and 2023 and the parent company statements of income, parent company statements of comprehensive income, parent company statements of changes in equity and parent company statements of cash flows for the years then ended, and notes to the parent company financial statements, including material accounting policy information.

In our opinion, the accompanying parent company financial statements present fairly, in all material respects, the financial position of the Company as at December 31, 2024 and 2023, and its financial performance and its cash flows for the years then ended in accordance with Philippine Financial Reporting Standards (PFRS) Accounting Standards.

Basis for Opinion

We conducted our audits in accordance with Philippine Standards on Auditing (PSAs). Our responsibilities under those standards are further described in the *Auditor's Responsibilities for the Audit of the Parent Company Financial Statements* section of our report. We are independent of the Company in accordance with the Code of Ethics for Professional Accountants in the Philippines (Code of Ethics) together with the ethical requirements that are relevant to our audit of the parent company financial statements in the Philippines, and we have fulfilled our other ethical responsibilities in accordance with these requirements and the Code of Ethics. We believe that the audit evidence we have obtained is sufficient and appropriate to provide a basis for our opinion.

Responsibilities of Management and Those Charged with Governance for the Parent Company Financial Statements

Management is responsible for the preparation and fair presentation of the parent company financial statements in accordance with PFRS Accounting Standards, and for such internal control as management determines is necessary to enable the preparation of parent company financial statements that are free from material misstatement, whether due to fraud or error.

In preparing the parent company financial statements, management is responsible for assessing the Company's ability to continue as a going concern, disclosing, as applicable, matters related to going concern and using the going concern basis of accounting unless management either intends to liquidate the Company or to cease operations, or has no realistic alternative but to do so.



Those charged with governance are responsible for overseeing the Company's financial reporting process.

Auditor's Responsibilities for the Audit of the Parent Company Financial Statements

Our objectives are to obtain reasonable assurance about whether the parent company financial statements as a whole are free from material misstatement, whether due to fraud or error, and to issue an auditor's report that includes our opinion. Reasonable assurance is a high level of assurance, but is not a guarantee that an audit conducted in accordance with PSAs will always detect a material misstatement when it exists. Misstatements can arise from fraud or error and are considered material if, individually or in the aggregate, they could reasonably be expected to influence the economic decisions of users taken on the basis of these parent company financial statements.

As part of an audit in accordance with PSAs, we exercise professional judgment and maintain professional skepticism throughout the audit. We also:

- Identify and assess the risks of material misstatement of the parent company financial statements, whether due to fraud or error, design and perform audit procedures responsive to those risks, and obtain audit evidence that is sufficient and appropriate to provide a basis for our opinion. The risk of not detecting a material misstatement resulting from fraud is higher than for one resulting from error, as fraud may involve collusion, forgery, intentional omissions, misrepresentations, or the override of internal control.
- Obtain an understanding of internal control relevant to the audit in order to design audit procedures that are appropriate in the circumstances, but not for the purpose of expressing an opinion on the effectiveness of the Company's internal control.
- Evaluate the appropriateness of accounting policies used and the reasonableness of accounting estimates and related disclosures made by management.
- Conclude on the appropriateness of management's use of the going concern basis of accounting and, based on the audit evidence obtained, whether a material uncertainty exists related to events or conditions that may cast significant doubt on the Company's ability to continue as a going concern. If we conclude that a material uncertainty exists, we are required to draw attention in our auditor's report to the related disclosures in the parent company financial statements or, if such disclosures are inadequate, to modify our opinion. Our conclusions are based on the audit evidence obtained up to the date of our auditor's report. However, future events or conditions may cause the Company to cease to continue as a going concern.
- Evaluate the overall presentation, structure and content of the parent company financial statements, including the disclosures, and whether the parent company financial statements represent the underlying transactions and events in a manner that achieves fair presentation.

We communicate with those charged with governance regarding, among other matters, the planned scope and timing of the audit and significant audit findings, including any significant deficiencies in internal control that we identify during our audit.



We also provide those charged with governance with a statement that we have complied with relevant ethical requirements regarding independence, and communicate with them all relationships and other matters that may reasonably be thought to bear on our independence, and where applicable, actions taken to eliminate threats or safeguards applied.

Report on the Supplementary Information Required Under Revenue Regulations 15-2010

The supplementary information required under Revenue Regulations 15-2010 for purposes of filing with the Bureau of Internal Revenue is presented by the management of Oriental Petroleum and Minerals Corporation in a separate schedule. Revenue Regulations 15-2010 requires the information to be presented in the notes to financial statements. Such information is not a required part of the basic financial statements. The information is also not required by the Revised Securities Regulation Code Rule 68. Our opinion on the basic parent company financial statements is not affected by the presentation of this information in a separate schedule.

The engagement partner on the audit resulting in this independent auditor's report is Jennifer D. Ticlao.

SYCIP GORRES VELAYO & CO.

Jennifer D. Ticlao

Jennifer D. Ticlao

Partner

CPA Certificate No. 109616


Tax Identification No. 245-571-753

BOA/PRC Reg. No. 0001, April 16, 2024, valid until August 23, 2026

BIR Accreditation No. 08-001998-110-2023, September 12, 2023, valid until September 11, 2026

PTR No. 10465392, January 2, 2025, Makati City

April 14, 2025



ORIENTAL PETROLEUM AND MINERALS CORPORATION
PARENT COMPANY STATEMENTS OF FINANCIAL POSITION
(In U.S. Dollars)

	December 31	
	2024	2023
ASSETS		
Current Assets		
Cash and cash equivalents (Note 6)	\$22,914,117	\$17,186,715
Current portion of investment in debt securities (Note 9)	5,041,886	6,028,758
Receivables (Notes 7 and 8)	662,315	708,473
Crude oil inventory (Note 8)	635,154	975,699
Other current assets	26,573	28,153
Total Current Assets	29,280,045	24,927,798
Noncurrent Assets		
Debt instruments at amortized cost, net of current portion (Note 9)	30,201,848	30,789,587
Equity instruments at fair value through other comprehensive income (FVOCI) (Note 9)	18,308,175	21,212,455
Investments in subsidiaries (Note 10)	10,835,726	10,835,726
Property and equipment (Notes 5, 8 and 11)	20,383,202	20,752,951
Net pension asset (Note 17)	1,082	–
Other noncurrent assets (Note 12)	1,708,174	1,664,305
Total Noncurrent Assets	81,438,207	85,255,024
	\$110,718,252	\$110,182,822
LIABILITIES AND EQUITY		
Current Liabilities		
Accounts and other payables (Note 13)	\$936,414	\$837,618
Income tax payable	14,488	9,442
Due to a subsidiary (Notes 10 and 19)	19,671,598	19,652,423
Total Current Liabilities	20,622,500	20,499,483
Noncurrent Liabilities		
Provision for plug and abandonment (Notes 8 and 13)	1,123,055	1,085,812
Net pension liability (Note 17)	–	96,238
Deferred tax liabilities - net (Note 18)	2,174,670	2,152,174
Total Noncurrent Liabilities	3,297,725	3,334,224
Total Liabilities	23,920,225	23,833,707
Equity		
Capital stock (Note 14)	82,268,978	82,268,978
Subscriptions receivable (Note 14)	(277,710)	(277,710)
Capital in excess of par value (Note 14)	3,650,477	3,650,477
Retained earnings (Note 14)	5,999,843	5,950,276
Reserve for changes in value of equity instruments at fair value through other comprehensive income (Note 9)	(5,068,828)	(5,392,197)
Remeasurement gains on pension liability - net (Note 17)	225,267	149,291
Total Equity	86,798,027	86,349,115
	\$110,718,252	\$110,182,822

See accompanying Notes to Parent Company Financial Statements.



ORIENTAL PETROLEUM AND MINERALS CORPORATION
PARENT COMPANY STATEMENTS OF INCOME
(In U.S. Dollars)

	Years Ended December 31	
	2024	2023
REVENUE FROM PETROLEUM OPERATIONS (Note 8)	\$3,106,984	\$3,020,421
COST OF PETROLEUM OPERATIONS		
Petroleum production costs (Note 8)	2,295,546	1,946,240
Depletion, depreciation and amortization expense (Notes 8 and 11)	391,554	458,581
	2,687,100	2,404,821
GROSS PROFIT	419,884	615,600
GENERAL AND ADMINISTRATIVE EXPENSES (Note 15)	745,414	815,808
OTHER INCOME (CHARGES)		
Interest income (Notes 6 and 9)	3,036,857	2,643,153
Dividend income (Note 9)	1,197,348	1,509,977
Other charges (Notes 13 and 16)	(32,873)	(59,290)
	4,201,332	4,093,840
INCOME BEFORE INCOME TAX AND FOREIGN EXCHANGE GAIN OR LOSS	3,875,802	3,893,632
Foreign exchange gain (loss) – net	(1,574,905)	375,774
INCOME BEFORE INCOME TAX	2,300,897	4,269,406
PROVISION FOR (BENEFIT FROM) INCOME TAX (Note 18)		
Current	536,389	500,560
Deferred	(2,829)	(122,858)
	533,560	377,702
NET INCOME	\$1,767,337	\$3,891,704
Basic/Diluted Earnings Per Share (Note 21)	\$0.000009	\$0.000019

See accompanying Notes to Parent Company Financial Statements.



ORIENTAL PETROLEUM AND MINERALS CORPORATION
PARENT COMPANY STATEMENTS OF COMPREHENSIVE INCOME
(In U.S. Dollars)

	Years Ended December 31	
	2024	2023
NET INCOME	\$1,767,337	\$3,891,704
OTHER COMPREHENSIVE INCOME (LOSS)		
<i>Items not to be reclassified to profit or loss in subsequent periods:</i>		
Movement in reserve for fluctuation in value of equity instruments at fair value through other comprehensive income (Note 9)	323,369	(824,428)
Remeasurement gain (loss) on pension liability (Note 17)	75,976	(18,941)
	399,345	(843,369)
TOTAL COMPREHENSIVE INCOME	\$2,166,682	\$3,048,335

See accompanying Notes to Parent Company Financial Statements.



ORIENTAL PETROLEUM AND MINERALS CORPORATION
PARENT COMPANY STATEMENTS OF CHANGES IN EQUITY
(In U.S. Dollars)

	Capital Stock (Note 14)	Subscriptions Receivable (Note 14)	Capital in Excess of Par Value (Note 14)	Retained Earnings (Note 14)	Reserve for Changes in Value of Equity Instruments at FVOCI (Note 9)	Remeasurement Gains (Losses) on Pension Liability - Net (Note 17)	Total
For the Year Ended December 31, 2024							
Balances as at January 1, 2024	\$82,268,978	(\$277,710)	\$3,650,477	\$5,950,276	(\$5,392,197)	\$149,291	\$86,349,115
Net income	—	—	—	1,767,337	—	—	1,767,337
Other comprehensive income	—	—	—	—	323,369	75,976	399,345
Total comprehensive income	—	—	—	1,767,337	323,369	75,976	2,166,682
Cash dividends (Note 14)	—	—	—	(1,717,770)	—	—	(1,717,770)
Balances as at December 31, 2024	\$82,268,978	(\$277,710)	\$3,650,477	\$5,999,843	(\$5,068,828)	\$225,267	\$86,798,027
For the Year Ended December 31, 2023							
Balances as at January 1, 2023	\$82,268,978	(\$277,710)	\$3,650,477	\$3,852,648	(\$4,567,769)	\$168,232	\$85,094,856
Net income	—	—	—	3,891,704	—	—	3,891,704
Other comprehensive loss	—	—	—	—	(824,428)	(18,941)	(843,369)
Total comprehensive income (loss)	—	—	—	3,891,704	(824,428)	(18,941)	3,048,335
Cash dividends (Note 14)	—	—	—	(1,794,076)	—	—	(1,794,076)
Balances as at December 31, 2023	\$82,268,978	(\$277,710)	\$3,650,477	\$5,950,276	(\$5,392,197)	\$149,291	\$86,349,115

See accompanying Notes to Parent Company Financial Statements.



ORIENTAL PETROLEUM AND MINERALS CORPORATION
PARENT COMPANY STATEMENTS OF CASH FLOWS
(In U.S. Dollars)

	Years Ended December 31	
	2024	2023
CASH FLOWS FROM OPERATING ACTIVITIES		
Income before income tax	\$2,300,897	\$4,269,406
Adjustments for:		
Unrealized foreign exchange losses (gains) - net	1,571,928	(362,482)
Interest income (Notes 6 and 9)	(3,036,857)	(2,643,153)
Dividend income (Note 9)	(1,197,348)	(1,509,977)
Depletion, depreciation and amortization expenses (Notes 8 and 11)	391,554	458,581
Pension expense (Note 17)	45,884	37,995
Accretion of interest expense (Note 16)	37,243	59,290
Operating income before working capital changes	113,301	309,660
Changes in operating assets and liabilities:		
Decrease (increase) in:		
Receivables	(6,542)	(20,697)
Crude oil inventory	340,545	(63,880)
Other current assets	1,580	577
Decommissioning fund	(34,516)	(32,924)
Increase (decrease) in:		
Accounts and other payables	978	(9,615)
Due to subsidiary	(19,175)	20,797
Cash flows generated from operations	396,171	203,918
Income tax paid	(531,343)	(488,611)
Net cash flows used in operating activities	(135,172)	(284,693)
CASH FLOWS FROM INVESTING ACTIVITIES		
Dividends received	1,201,966	1,375,372
Interest received	3,081,425	2,543,121
Proceeds from redemption/sale/maturity of:		
Equity instruments at fair value through other comprehensive income (Note 9)	6,816,795	5,779,750
Debt instruments at amortized cost (Note 9)	5,764,698	—
Acquisitions of/additions to:		
Debt instruments at amortized cost (Note 9)	(5,527,690)	(5,913,342)
Equity instruments at fair value through other comprehensive income (Note 9)	(3,589,146)	(1,199,845)
Deferred exploration costs (Note 12)	(9,353)	(1,207)
Property and equipment (Notes 8 and 11)	(2,628)	—
Net cash flows provided by investing activities	7,736,067	2,583,849
CASH FLOWS FROM A FINANCING ACTIVITY		
Payment of cash dividends	(1,619,952)	(1,552,379)
NET INCREASE IN CASH AND CASH EQUIVALENTS	5,980,943	746,777
EFFECT OF EXCHANGE RATE CHANGES ON CASH AND CASH EQUIVALENTS	(253,541)	68,916
CASH AND CASH EQUIVALENTS AT BEGINNING OF YEAR	17,186,715	16,371,022
CASH AND CASH EQUIVALENTS AT END OF YEAR (Note 6)	\$22,914,117	\$17,186,715

See accompanying Notes to Parent Company Financial Statements.



ORIENTAL PETROLEUM AND MINERALS CORPORATION
NOTES TO PARENT COMPANY FINANCIAL STATEMENTS
(In U.S. Dollars)

1. Corporate Information and Status of Business Operations

Oriental Petroleum and Minerals Corporation (the Company) is a stock corporation organized under the laws of the Republic of the Philippines to engage in oil exploration and development activities. The Company was incorporated on December 22, 1969.

On March 26, 2018, during the special meeting of its stockholders, the stockholders ratified the amendments of the Second and Fourth Articles of the Articles of Incorporation (AOI) to engage in the business of power generation and exploration, development, utilization and commercialization of renewable energy resources. The amendments to the AOI were approved by the Securities and Exchange Commission (SEC) on July 4, 2018.

The Company's principal office is located at 34th Floor, Robinsons Equitable Tower, ADB Avenue, Ortigas Center, Pasig City. The Company's shares were listed in the Philippine Stock Exchange (PSE) on October 14, 1970.

Service Contract (SC) 14

On December 15, 1975, pursuant to Section 7 of the Oil Exploration and Development Act of 1972 (Presidential Decree 87 dated November 21, 1972), the Company, together with other participants (collectively referred to as the Consortium), entered into a service contract with the Philippine Government through the Petroleum Board, now the Department of Energy (DOE) for the exploration, exploitation and development of the contract area in offshore Northwest of Palawan Island, Philippines, which was amended from time to time. This contract area includes the Nido Block, Matinloc Block, West Linapacan Block and Galoc Block where significant hydrocarbon deposits were discovered.

The contract areas (i.e., Blocks A, B, B1, C1, C2 and D) covered by SC 14 are situated offshore Northwest of Palawan Island, Philippines. In 2020, Blocks A, B, B1 and D were already turned over to the DOE upon the oilfields reaching their economic limits and after plug and abandonment of the production well. Crude oil production in the West Linapacan Oilfield in Block C2 was shut-in in 1995 due to a significant decline in crude oil production caused by increasing water intrusion.

The Company continually conducts technical evaluation activities of the said area and submitted a work program and budget to DOE. Further, the Company participates in the production of Galoc field. Total production from this field is modest but enough to cover operating and overhead expenses of SC 14C1.

The Galoc oilfield located in Block C was declared commercial on June 22, 2009 with effectivity on June 19, 2009.

In December 2010, the DOE extended the term of SC 14 for another 15 years or up to December 17, 2025. On December 12, 2024, the Joint Venture Partners of SC14C2 agreed that prior to the expiration of SC14C2 in December 2025, an application for a Development and Production Petroleum Service Contract (DP PSC) will be submitted to the DOE.

SC 14C1 - Galoc

As at December 31, 2024 and 2023, the total cumulative production of the Galoc oilfield has reached 24.06 million and 24.06 million barrels of oil since the start of production in October 2008.



Production initially came from two (2) wells, Galoc-3, and Galoc-4 (Phase 1, 2008-2013) then followed by additional two wells Galoc-5 and Galoc-6 (Phase-2, 2014-Present). The Galoc-4 Well ceased production due to technical problems and has been shut-in since February 2019.

An attempt was made in late September to early October 2021 to restore production of the Galoc-4 Well by Nitrogen Gas (N₂) lifting. However, the attempt was unsuccessful and the well failed to flow oil to the surface. Decision was then made to permanently shut-in the Galoc-4 Well.

In September 2022, G3 well also ceased flowing and was permanently shut in ready for plug and abandonment.

As at December 31, 2024 and 2023, the Company and its subsidiary, Linapacan Oil Gas and Power Corporation (LOGPOCOR) hold a combined participating interest of 7.78505% in Galoc.

Galoc Mid-Area

In October 2016, the Galoc Block Consortium approved the drilling of Galoc-7 to test the Mid Galoc Prospect, which is estimated to contain oil resources of 6.2 million to 14.6 million barrels.

On November 8, 2016, the DOE approved the Galoc-7 drilling program, with an estimated budget amounting to US\$31 million. Galoc Production Company (GPC), drilled the Galoc-7 well and a sidetrack, Galoc-7ST, from March to April 2017 using the drillship Deepsea Metro I. The wells encountered 7-12 meters of net sand, which is below the prognosed thickness. In view of this, and in consideration of low fuel prices, the Consortium decided to temporarily suspend all activities related to a possible Phase III development and concentrate its efforts in optimizing oil production at the Galoc Field in order to sustain profitability and prolong the field's economic life.

Change in Galock Block Operatorship

In mid-2018, there was a new Operator for the Galoc Block. In a Sale Purchase Agreement, Bangchak Corporation Public Co. (Thailand) which holds the 55.88% interest shares of GPC-1 and Nido Petroleum (Galoc) Pty Ltd. in the Galoc Block, sold their share to Tamarind Galoc Pte. Ltd.

Tamarind Galoc Pte. Ltd. is headquartered in Kuala Lumpur, Malaysia. Tamarind initiated several projects which include production optimization, conduct of a more refined well test, renegotiate lease contract with the owners of the FPSO "Rubicon Intrepid", renegotiate terms of the helicopter contract with INAEC, and conduct feasibility studies for the fabrication of a Condensate Recovery Unit to be installed at the FPSO "Rubicon Intrepid".

Notice of Termination of Lease on FPSO

On March 25, 2020, the Rubicon Offshore International (ROI), owner of the Floating Production Storage Offloading (FPSO) tanker, gave a Notice of Termination to GPC1 and other members of the Consortium. The termination notice covered the period 25 March 2020 to 24 September 2020, or for 6 months.

After receipt of the Notice of Termination, GPC 1 started making plans for the disconnection of the FPSO from the Galoc Oilfield site. However, the FPSO disconnection was not implemented or carried out because a new strategy was developed to continue production operations in the Galoc Oilfield.

- i. *Continuation of Production Operations: During Transition Period from August 2020 to January 2021*

Upon the initiative of the GPC 1, an alternative strategy was developed to continue production operations even before the end of the Termination Notice. GPC 1 brokered the



purchase of ROI's FPSO Rubicon Intrepid by its mother company, Tamarind Resources Pte. Ltd., through a separate entity, Upstreamwk Infrastructure Holdings (UIH). Tamarind Resources will have full control of the FPSO. The purchase was effective August 1, 2020.

Under the new ownership and management, the storage tanker was renamed "Intrepid Balanghai" from "Rubicon Intrepid". An agreement was also formed with Three60 Energy to provide the operational and management (O&M) services of the FPSO storage tanker. GPC 1 also arranged a new bareboat charter between UIH and the Galoc Joint Venture at minimal rates.

ii. *Continuation of Production Extension Period: February 1, 2021 to September 30, 2022*

To further continue production operations in the Galoc Oilfield beyond the 6-month Transition Period, a new alliance was formed with Three60 Energy, an established international offshore operator. Three60 Energy is an independent specialist service provider with headquarters in Aberdeen, Scotland and has branch offices in Kuala Lumpur, Malaysia and Singapore. It has been engaged to provide the Operations and Management (O&M) of the FPSO for 18 months.

After the extension period, UIH and Tamarind Resources continue to supervise the operations of ROI and Three60 Energy. GPC 1's FPSO Operations Advisor has been mobilized to assure and control the activities and work force of ROI and Three60 Energy.

iii. *Withdrawal of GPC2 / KUFPEC*

On September 14, 2020, GPC 2/Kuwait Foreign Petroleum Exploration Company (KUFPEC), communicated their withdrawal from SC14C1 - Galoc Block Joint Venture. KUFPEC before notice of withdrawal held a working interest of 26.4473% in SC - 14C1, Galoc Block.

As a result of KUFPEC's withdrawal their working interest will be allocated to the remaining partners.

The Company, together with LOGPOCOR, chose not to accept the pro rata interest and remained at a combined 7.78505% working interest.

Similarly, the Operator – GPC 1 elected not to get their allocated interest from KUFPEC and maintained their working interest at 33%. They passed on their allocation to Nido Production Galoc (NPG), a sister company of GPC 1 under Tamarind Resources Pte. Ltd.

The Department of Energy has acknowledged KUFPEC's withdrawal from SC-14C1, Galoc Block.

iv. *Resignation of GPC1 as Operator*

On December 23, 2020, Galoc Production Company - 1 (GPC1) announced their resignation as Operator of SC-14C1, Galoc Block and assigned their working interest to NPG Pty. Ltd. Nido Production Galoc Co. (NPG), a sister company under Tamarind Resources Pte. Ltd., has assumed the role as the new Operator.



v. *Acquisition of NPG and UIH by Matahio Energy*

On January 5, 2023, Matahio Energy completed its acquisition of NPG and UIH. Matahio Energy holds projects in Southeast Asia and New Zealand. The Sale and Purchase Agreements for both transactions were signed in March 2022.

On March 26, 2025, the Consortium, through its Operator, NPG Pty Ltd, submitted a Letter of Intent to apply for a Development and Production Petroleum Service Contract (DPPSC) for the Galoc oilfield under the DOE Department Circular 2023-12-0033. The Consortium already submitted the necessary documents for the application for a DPPSC. SC14C1 will expire on December 17, 2025.

As at December 31, 2024 and 2023, provision for plug & abandonment costs recognized by the Company amounted to \$1.12 million and \$1.09 million, respectively, with respect to the decommissioning plan for SC 14C1 - Galoc Block (see Note 13).

SC 14C2 - West Linapacan

West Linapacan A (WLA) Field lies at a water depth of 340 meters and was first drilled in 1991. It started production in May 1992 from 3 wells and 4 sidetrack wells. Total production amounted to 8.5 million barrels when the field was shut-in in 1996 due to high water intrusion. The WLA Field produced for 43 months.

Pitkin Petroleum Plc. had a 58.29% interest in this SC pursuant to a farm-in agreement signed in May 2008.

In February 2011, Pitkin farmed-out half of the 58.29% interest to Resources Management Associates Pty Ltd. of Australia (RMA). This transfer of interest was approved by the DOE in July 2011. The transfer of operatorship to RMA was approved by the DOE in April 2012. The Farmors continued to be carried free up to commercial first oil production. RMA carried technical studies that will lead to the drilling and re-development of the WLA structure. An independent third-party assessment was also commissioned to determine the range of recoverable reserves from the structure. In March 2015, the farm-in agreement with RMA was terminated and Pitkin returned all of its participating interest to the original parties to the SC.

On January 7, 2020, the Company and other members of the Consortium entered into a Sale and Purchase Agreement (SPA) and Farm-Out Agreement (FOA) with Desert Rose Petroleum Ltd (DRPL).

However, DRPL failed to meet its obligations and the SPA and FOA were deemed rescinded/terminated on July 1, 2021. With the SPA and FAO with DRPL terminated, SC-14C2 West Linapacan Block reverted back to the original joint venture partners with Philodrill Corporation as Operator.

In 2022, the Consortium received proposals from Nido Petroleum Ltd. (Nido) and Matahio Energy to re-develop the field. After considering both proposals, the Consortium agreed that the offer of Nido will be more advantageous. Negotiations are still on-going for Nido to increase its participating interest in West Linapacan. In return, Nido Petroleum will carry free the Farming-out Filipino Partners in the cost of Drilling and the EWT up to declaration of field commerciality.

SC14C2 is currently in its final year and will expire on December 17, 2025. Current activity involves the preparation for the redevelopment of the West Linapacan-A field. The Consortium have allocated portion of the 2025 work program and budget to prepare a revised static model for a resimulation of



the dynamic model for the West Linapacan-A. The result will be the basis of the Plan of Development which will also include the well plan and design.

As at December 31, 2024 and 2023, the Company holds participating interest of 30.288% in West Linapacan. As of audit report date, the Consortium is preparing the necessary documents for the application for a DPPSC.

SC 14A, B&B-1 - Nido, Matinloc & North Matinloc

Production in the Nido and Matinloc fields was terminated permanently on March 13, 2019. Nido started oil production in 1979 while Matinloc was put in place in 1982. The final inception-to-date production figures for the two fields are: 18,917,434 bbls for Nido and 12,582,585 bbls for Matinloc. The North Matinloc Field, which was in production from 1988 to 2017 produced a total of 649,765 bbls. The total production for the three fields is 32,149,784 barrels.

The Libro-1 and Tara South-1 wells was plugged and abandoned in early June 2018. While the seven production wells in Nido, three in Matinloc, and one in North Matinloc were successfully plugged and abandoned in October 2020.

In May 2022, the DOE approved the relinquishment of the blocks and was returned to the government.

SC 6 and 6B Cadlao and Bonita Block

SC 6B Bonita Block is part of the retained area of the original SC 6 granted in 1973. The 10-year exploration period and the subsequent 25-year production period initially expired last February 2009 and extended for another 15 years by DOE in 2009 (see Note 12).

The DOE approved last 19 December 2022 the:

- The reassignment of interest to the SC-6B Joint Venture after the exit of Manta Oil Co. (MOCL) from SC-6B.
- The Deed of Assignment (DOA) of participating interest in SC-6B and transfer of Operatorship from Philodrill Corporation to Nido Petroleum Phil Ltd. This is in compliance with the related Farm In Agreement (FIA).
- The new participating interest of the Company after the withdrawal of MOCL and transfer of operatorship to Nido Petroleum decreased to 4.9092%, which was previously 16.364%.

On December 7, 2023, the Department of Energy (DOE) has released the Department Circular (DC) No. DC2023-12-0033 “Guidelines on the Awarding of Petroleum Service Contracts for Development and Production”, whereas this circular emphasizes that an operator may apply for a Development and Production Petroleum Service Contracts through direct negotiation with DOE, provided, that the application be made prior to the expiration of the remaining production term. The SC 6B production term reached its 50-year contract limit and expired last February 28, 2024. OPMC held a participating interest of 4.9092% in SC6 and 6B Cadlao and Bonita Block.

The Consortium applied for a Development and Production Service Contract covering the present Cadlao Block. On December 27, 2023, the Consortium submitted the Plan of Development for the Cadlao Field.

Further, in January 2024, the Consortium submitted a Letter of Intent and pertinent financial, technical and legal documents to apply for a development and production petroleum service contract under DC 2023-12-0033.



On May 30, 2024, the SC6B Consortium, through its Operator, received a letter from the DOE that the Consortium is legally, financially and technically qualified to enter into a DPPSC. The DOE and the Consortium have finished negotiating the DPPSC's terms and conditions.

As of audit report date, the Cadlao DPPSC is currently in its final stage of review and evaluation.

Participating Interests

As at December 31, 2024 and 2023, the Company and LOGPOCOR have the following participating interests in the various SCs (in percentage):

	2024	2023
SC 14 (Northwest Palawan)		
Block C1 (Galoc)	7.78505	7.78505
Block C2 (West Linapacan)	30.288	30.288

Among the other operations of the Company, the suspension of the production activities in the West Linapacan Oilfield raises uncertainties as to the profitability of the petroleum operations for the said oilfield. The profitability of petroleum operations related to the said oilfield is dependent upon discoveries of oil in commercial quantities as a result of the success of redevelopment activities thereof.

2. Basis of Preparation, Statement of Compliance

Basis of Preparation

The accompanying separate financial statements of the Company, which include the share in the assets, liabilities, income and expenses of the joint operations covered by the SCs as discussed in Note 1, have been prepared on a historical cost basis, except for equity instruments at fair value through other comprehensive income (FVOCI) that have been measured at fair value and crude oil inventory which is valued at net realizable value (NRV).

The company financial statements are presented in U.S. Dollars, the Company's functional and presentation currency. All values are rounded to the nearest dollar, except when otherwise indicated.

The company financial statements provide comparative information in respect of the previous period.

Any other differences in the comparative amounts from the amounts in the parent company financial statements for the year ended December 31, 2023 are solely the result of reclassifications for comparative purposes and are not material.

Statement of Compliance

The accompanying separate financial statements have been prepared in compliance with Philippine Financial Reporting Standards (PFRS) Accounting Standards.

3. Changes in Accounting Policies and Disclosures

The accounting policies adopted are consistent with those of the previous financial year, except for the adoption of the following new accounting pronouncements starting January 1, 2024. The Company has not early adopted any standard, interpretation or amendment that has been issued but is not yet effective.



The new accounting pronouncements do not have significant impact to the parent company financial statements, unless otherwise indicated:

- Amendments to Philippine Accounting Standard (PAS) 1, *Classification of Liabilities as Current or Non-current*

The amendments clarify:

- That only covenants with which an entity must comply on or before reporting date will affect a liability's classification as current or non-current.
- That classification is unaffected by the likelihood that an entity will exercise its deferral right.
- That only if an embedded derivative in a convertible liability is itself an equity instrument would the terms of a liability not impact its classification.

- Amendments to PFRS 16, *Lease Liability in a Sale and Leaseback*

The amendments specify how a seller-lessee measures the lease liability arising in a sale and leaseback transaction in a way that it does not recognize any amount of the gain or loss that relates to the right of use retained.

- Amendments to PAS 7 and PFRS 7, *Disclosures: Supplier Finance Arrangements*
The amendments specify disclosure requirements to enhance the current requirements, which are intended to assist users of financial statements in understanding the effects of supplier finance arrangements on an entity's liabilities, cash flows and exposure to liquidity risk.

Standards and Interpretations Issued but not yet Effective

Pronouncements issued but not yet effective are listed below. Unless otherwise indicated, the Company does not expect that the future adoption of the said pronouncements will have a significant impact on the parent company financial statements. The Company intends to adopt the following pronouncements when they become effective.

Effective beginning on or after January 1, 2025

- PFRS 17, *Insurance Contracts*
- Amendments to PAS 21, *Lack of Exchangeability*

Effective beginning on or after January 1, 2026

- Amendments to PFRS 9 and PFRS 7, *Classification and Measurement of Financial Instruments*
- Annual Improvements to PFRS Accounting Standards
 - Amendments to PFRS 1, *Hedge Accounting by a First-time Adopter*
 - Amendments to PFRS 7, *Gain or Loss on Derecognition*
 - Amendments to PFRS 9, *Lease Derecognition of Lease Liabilities and Transaction Price*
 - Amendments to PFRS 10, *Determination of a 'De Facto Agent'*
 - Amendments to PAS 7, *Cost Method*

Effective beginning on or after January 1, 2027

- PFRS 18, *Presentation and Disclosure in Financial Statements*
- PFRS 19, *Subsidiaries without Public Accountability*

Deferred Effectivity

- Amendments to PFRS 10, *Consolidated Financial Statements*, and PAS 28, *Sale or Contribution of Assets between an Investor and its Associate or Joint Venture*



4. Material Accounting Policy Information

Presentation of Financial Statements

The Company has elected to present all items of recognized income and expense in two statements: a statement displaying components of profit or loss (parent company statements of income) and a second statement beginning with profit or loss and displaying components of other comprehensive income (parent company statements of comprehensive income).

Foreign Currency-denominated Transactions and Translations

The separate financial statements are presented in U.S. Dollar, which is the Company's functional and presentation currency. Transactions in foreign currencies are initially recorded in the functional currency rate ruling at the date of the transaction. However, monetary assets and liabilities denominated in foreign currencies are retranslated at the functional currency exchange rate prevailing at the reporting date. Exchange gains or losses arising from foreign currency translations are charged or credited to the parent company statements of income.

Short-term Investments

Short-term investments are placements in time deposits and other money market instruments with original maturities of more than three months but less than one year.

Financial Instruments

A financial instrument is any contract that gives rise to a financial asset of one entity and a financial liability or equity instrument of another entity.

Financial Assets

Initial Recognition and Measurement

Financial assets are classified, at initial recognition, as subsequently measured at amortized cost, fair value through OCI (FVOCI), and fair value through profit or loss (FVTPL).

The classification of financial assets at initial recognition depends on the financial asset's contractual cash flow characteristics and the Company's business model for managing them. With the exception of trade receivables that do not contain a significant financing component, the Company's initially measures a financial asset at its fair value plus, in the case of a financial asset not at FVTPL, transaction costs. Trade receivables that do not contain a significant financing component are measured at the transaction price determined under PFRS 15.

In order for a financial asset to be classified and measured at amortized cost or FVOCI, it needs to give rise to cash flows that are 'solely payments of principal and interest (SPPI)' on the principal amount outstanding. This assessment is referred to as the SPPI test and is performed at an instrument level. Financial assets with cash flows that are not SPPI are classified and measured at FVTPL, irrespective of the business model.

The Company's business model for managing financial assets refers to how it manages its financial assets in order to generate cash flows. The Company's business model determines whether cash flows will result from collecting contractual cash flows, selling the financial assets, or both. Financial assets classified and measured at amortized cost are held within a business model with the objective to hold financial assets in order to collect contractual cash flows while financial assets classified and measured at FVOCI are held within a business model with the objective of both holding to collect contractual cash flows and selling.



Subsequent Measurement

For purposes of subsequent measurement, the Company's financial assets are classified in the following categories:

- Financial assets at amortized cost (debt instruments)
- Financial assets at FVOCI with recycling of cumulative gains and losses (debt instruments)
- Financial assets at FVOCI with no recycling of cumulative gains and losses (equity instruments)
- Financial assets at FVTPL

As of December 31, 2024 and 2023, the Company's financial assets pertain to financial assets at amortized cost (debt instruments) and financial assets designated at fair value through OCI (equity instruments).

Financial assets at amortized cost (debt instrument)

Financial assets at amortized cost are subsequently measured using the effective interest (EIR) method and are subject to impairment. Gains and losses are recognized in the parent company statements of income when the asset is derecognized, modified or impaired. Financial assets at amortized cost are subsequently measured using the (EIR) method and are subject to impairment. Gains and losses are recognized in parent company statements of income when the asset is derecognized, modified or impaired.

The Company's financial assets at amortized cost includes cash and cash equivalents, receivables and debt instruments at amortized cost.

Financial assets designated at fair value through OCI (equity instruments)

Upon initial recognition, the Company can elect to classify irrevocably its equity investments as equity instruments designated at FVOCI when they meet the definition of equity under PAS 32, *Financial Instruments: Presentation* and are not held for trading. The classification is determined on an instrument-by-instrument basis.

Gains and losses on these financial assets are never recycled to profit or loss. Dividends are recognized as other income in the parent company statements of income when the right of payment has been established, except when the Company benefits from such proceeds as a recovery of part of the cost of the financial asset, in which case, such gains are recorded in OCI. Equity instruments designated at FVOCI are not subject to impairment assessment.

As of December 31, 2024 and 2023, the Company elected to classify irrevocably its quoted equity instruments under this category.

Impairment of financial assets

The Company recognizes an estimated credit losses (ECL) for all debt instruments not held at fair value through profit or loss. ECLs are based on the difference between the contractual cash flows due in accordance with the contract and all the cash flows that the Company expects to receive, discounted at an approximation of the original effective interest rate. The expected cash flows will include cash flows from the sale of collateral held or other credit enhancements that are integral to the contractual terms.

ECLs are recognized in two stages. For credit exposures for which there has not been a significant increase in credit risk since initial recognition, ECLs are provided for credit losses that result from default events that are possible within the next 12-months (a 12-month ECL). For those credit exposures for which there has been a significant increase in credit risk since initial recognition, a loss



allowance is required for credit losses expected over the remaining life of the exposure, irrespective of the timing of the default (a lifetime ECL).

For cash and cash equivalents and debt instruments at amortized costs, the Company applies the low credit risk simplification. At every reporting date, the Company evaluates whether the debt instrument is considered to have low credit risk using all reasonable and supportable information that is available without undue cost or effort. In making that evaluation, the Company reassesses the internal credit rating of the debt instrument. In addition, the Company considers that there has been a significant increase in credit risk when contractual payments are more than 30 days past due. The probability of default and loss given defaults are publicly available and are considered to be low credit risk investments. It is the Company's policy to measure ECLs on such instruments on a 12-month basis. However, when there has been a significant increase in credit risk since origination, the allowance will be based on the lifetime ECL. To estimate the ECL for cash and cash equivalents, short-term and long-term investments and debt instruments, the Company uses the ratings published by a reputable rating agency.

For receivables, the Company applies a simplified approach in calculating ECLs. Therefore, the Company does not track changes in credit risk, but instead recognizes a loss allowance based on lifetime ECLs at each reporting date. The Company has established a provision matrix that is based on its historical credit loss experience, adjusted for forward-looking factors specific to the debtors and the economic environment.

The Company considers a financial asset in default when contractual payments are 90 days past due. However, in certain cases, the Company may also consider a financial asset to be in default when internal or external information indicates that the Company is unlikely to receive the outstanding contractual amounts in full before taking into account any credit enhancements held by the Company. A financial asset is written off when there is no reasonable expectation of recovering the contractual cash flows.

Financial Liabilities

Initial Recognition and Measurement

Financial liabilities are classified, at initial recognition, as financial liabilities at fair value through profit or loss, loans and borrowings, payables, or as derivatives designated as hedging instruments in an effective hedge, as appropriate.

All financial liabilities are recognized initially at fair value and, in the case of loans and borrowings and payables, net of directly attributable transaction costs.

Subsequent measurement

For purposes of subsequent measurement, financial liabilities are classified in two categories:

- Financial liabilities at FVTPL
- Financial liabilities at amortized cost (loans and borrowings)

Financial liabilities at amortized cost (Loans and borrowings)

After initial recognition, interest-bearing loans and borrowings are subsequently measured at amortized cost using the EIR method. Gains and losses are recognized in profit or loss when the liabilities are derecognized as well as through the EIR amortization process.

Amortized cost is calculated by taking into account any discount or premium on acquisition and fees or costs that are an integral part of the EIR. The EIR amortization is included as finance costs in the parent company statements of income.



The Company's financial liabilities under this category includes accounts and other payables.

Derecognition of Financial Assets and Liabilities

Financial assets

A financial asset (or, where applicable, a part of a financial asset or part of a group of similar financial assets) is primarily derecognized (i.e., removed from the parent company's statements of financial position) when:

- The rights to receive cash flows from the asset have expired; or
- The Company has transferred its rights to receive cash flows from the asset or has assumed an obligation to pay the received cash flows in full without material delay to a third party under a 'pass-through' arrangement; and either (a) the Company has transferred substantially all the risks and rewards of the asset, or (b) the Company has neither transferred nor retained substantially all the risks and rewards of the asset, but has transferred control of the asset.

When the Company has transferred its rights to receive cash flows from an asset or has entered into a pass-through arrangement, it evaluates if, and to what extent, it has retained the risks and rewards of ownership. When it has neither transferred nor retained substantially all of the risks and rewards of the asset, nor transferred control of the asset, the Company continues to recognize the transferred asset to the extent of its continuing involvement. In that case, the Company also recognizes an associated liability. The transferred asset and the associated liability are measured on a basis that reflects the rights and obligations that the Company has retained.

Continuing involvement that takes the form of a guarantee over the transferred asset is measured at the lower of the original carrying amount of the asset and the maximum amount of consideration that the Company could be required to repay.

Financial liability

A financial liability is derecognized when the obligation under the liability is discharged or cancelled or has expired. When an existing financial liability is replaced by another from the same lender on substantially different terms, or the terms of an existing liability are substantially modified, such an exchange or modification is treated as the derecognition of the original liability and the recognition of a new liability. The difference in the respective carrying amounts is recognized in the parent company statements of income.

Offsetting of Financial Instruments

Financial assets and financial liabilities are offset and the net amount is reported in the parent company statements of financial position if there is a currently enforceable legal right to offset the recognized amounts and there is an intention to settle on a net basis, to realize the assets and settle the liabilities simultaneously. The Company assesses that it has a currently enforceable right of offset if the right is not contingent on a future event, and is legally enforceable in the normal course of business, event of default, and event of insolvency or bankruptcy of the Company and all of the counterparties.

Fair Value Measurement

Fair value is the price that would be received to sell an asset or paid to transfer a liability in an orderly transaction between market participants at the measurement date. The fair value measurement is based on the presumption that the transaction to sell the asset or transfer the liability takes place either:

- In the principal market for the asset or liability; or,
- In the absence of a principal market, in the most advantageous market for the asset or liability.



The principal or the most advantageous market must be accessible to the Company.

The fair value of an asset or a liability is measured using the assumptions that market participants would use when pricing the asset or liability, assuming that market participants act in their economic best interest.

A fair value measurement of a non-financial asset takes into account a market participant's ability to generate economic benefits by using the asset in its highest and best use or by selling it to another market participant that would use the asset in its highest and best use.

The Company uses valuation techniques that are appropriate in the circumstances and for which sufficient data are available to measure fair value, maximizing the use of relevant observable inputs and minimizing the use of unobservable inputs.

All assets and liabilities for which fair value is measured or disclosed in the financial statements are categorized within the fair value hierarchy, described as follows, based on the lowest level input that is significant to the fair value measurement as a whole:

- Level 1 - Quoted (unadjusted) market prices in active markets for identical assets or liabilities
- Level 2 - Valuation techniques for which the lowest level input that is significant to the fair value measurement is directly or indirectly observable
- Level 3 - Valuation techniques for which the lowest level input that is significant to the fair value measurement is unobservable

For assets and liabilities that are recognized in the separate financial statements on a recurring basis, the Company determines whether transfers have occurred between Levels in the hierarchy by re-assessing categorization (based on the lowest level input that is significant to the fair value measurement as a whole) at the end of each reporting period.

Crude Oil Inventory

Crude oil inventory is carried at NRV at the time of production. NRV is the estimated Brent oil selling price less cost to sell. The estimated selling price is the market value of crude oil inventory for the reporting month adjusted taking into account fluctuations of price directly relating to events occurring after the end of the reporting period to the extent that such events confirm conditions existing at the end of the reporting period. Estimated cost to sell is the cost incurred necessary to complete the sale (e.g., freight charges, transportation costs, etc.). The share in the ending crude oil inventory is not recognized as revenue and charged against share in costs and operating expenses.

Investment in Subsidiaries

The investments in subsidiaries are accounted for under the cost method less accumulated provisions for impairment losses, if any. A subsidiary is an entity over which the Company has control. The Company controls an entity when it is exposed to, or has rights, to variable returns from its involvement with the entity and has the ability to affect those returns through its power over the entity.

The Company recognizes income from the investment only to the extent that the Company receives distribution from accumulated profits of the investee arising after the date of acquisition. Distributions received in excess of such profits are recorded as recovery of investment and are recognized as deduction of the cost of the investment.



The financial reporting dates of subsidiaries and the Company are identical and subsidiaries' accounting policies conform to those used by the Company for like transactions and events in similar circumstances.

Property and Equipment

Transportation equipment and office furniture and equipment are carried at cost less accumulated depreciation and any impairment in value.

The initial cost of property and equipment, comprises its construction cost or purchase price and any directly attributable costs of bringing the property and equipment to its working condition and location for its intended use. Subsequent costs are capitalized as part of these assets only when it is probable that future economic benefits associated with the item will flow to the Company and the cost of the items can be measured reliably. All other repairs and maintenance are charged against current operations as incurred. Wells, platforms and other facilities are carried at cost less accumulated depletion and any impairment in value.

In situations where it can be clearly demonstrated that the expenditures have resulted in an increase in the future economic benefits expected to be obtained from the use of an item of property and equipment beyond its originally assessed standard of performance, the expenditures are capitalized as additional costs of property and equipment.

When assets are retired or otherwise disposed of, the cost of the related accumulated depletion and depreciation and amortization and provision for impairment losses, if any, are removed from the accounts and any resulting gain or loss is credited or charged against current operations.

Depreciation of property and equipment, other than wells, platforms and other facilities, commences once the assets are put into operational use and is computed on a straight-line basis over the estimated useful lives (EUL) of the assets as follows:

	Years
Transportation equipment	6
Office furniture and equipment	5-10
Leasehold improvement	5

Depletion, depreciation and amortization of capitalized costs related to the contract areas under "Wells, platforms and other facilities" in commercial operations is calculated using the units-of-production method based on estimates of proved reserves.

The EUL and depletion and depreciation, residual values and amortization methods are reviewed periodically to ensure that the period and methods of depletion and depreciation and amortization are consistent with the expected pattern of economic benefits from items of property and equipment.

Depletion and depreciation of an item of property and equipment begins when it becomes available for use, i.e., when it is in the location and condition necessary for it to be capable of operating in the manner intended by management.

Depletion and depreciation ceases when an item of property and equipment is fully depleted or depreciated or at the earlier of the date that the item is classified as held for sale (or included in a disposal group that is classified as held for sale) in accordance with PFRS 5, *Non-current Assets Held for Sale and Discontinued Operations*, and the date the asset is derecognized. The Company uses the unit-of-production method in depleting its wells, platforms and other facilities, hence the charge can be zero while there is no production.



When assets are retired or otherwise disposed of, the cost and related accumulated depletion, and depreciation, and any allowance for impairment are removed from the accounts and any gain or loss resulting from their disposals is recognized in the parent company statements of income.

The asset's reserves, useful lives and depletion and depreciation methods are reviewed periodically to ensure that the periods and methods of depletion and depreciation are consistent with the expected pattern of economic benefits from items of property and equipment.

Fully depreciated assets are retained in the account until they are no longer in use and no further depreciation is charged to current operations.

Interest in Joint Arrangements

PFRS Accounting Standards defines a joint arrangement as an arrangement over which two or more parties have joint control over the arrangement. Joint control is the contractually agreed sharing of control of an arrangement, which exists only when decisions about the relevant activities (being those that significantly affect the returns of the arrangement) require unanimous consent of the parties sharing control.

Joint Operations

A joint operation is a type of joint arrangement whereby the parties that have joint control of the arrangement have rights to the assets and obligations for the liabilities, relating to the arrangement.

In relation to its interests in joint operations, the Company recognizes its:

- Assets, including its share of any assets held jointly
- Liabilities, including its share of any liabilities incurred jointly
- Revenue from the sale of its share of the output arising from the joint operation
- Share of the revenue from the sale of the output by the joint operation
- Expenses, including its share of any expenses incurred jointly.

Other Noncurrent Assets

Deferred Exploration Costs

The Company follows the full cost method of accounting for exploration costs determined on the basis of each SC area. Under this method, all exploration costs relating to each SC are deferred pending determination of whether the contract area contains oil and gas reserves in commercial quantities. The exploration costs relating to the SC area where oil and gas in commercial quantities are discovered are subsequently capitalized as "Wells, platforms and other facilities" shown under the "Property and equipment" account in the parent company statements of financial position upon commercial production. When the SC is permanently abandoned or the Company has withdrawn from the consortium, the related deferred oil exploration costs are written-off. SCs are considered permanently abandoned if the SCs have expired and/or there are no definite plans for further exploration and/or development.

Impairment of Nonfinancial Assets

The Company assesses at each reporting date whether there is an indication that the Company's investment in subsidiaries, property and equipment and deferred exploration costs may be impaired. If any such indication exists, or when an annual impairment testing for an asset is required, the Company makes an estimate of the asset's recoverable amount. Recoverable amount is the higher of an asset's or cash-generating unit's (CGU) fair value less cost to sell and its value-in-use and is determined for an individual asset, unless the asset does not generate cash inflows that are largely independent of those from other assets or group of assets.



Where the carrying amount of an asset exceeds its recoverable amount, the asset is considered impaired and is written down to its recoverable amount. In assessing value-in-use, the estimated future cash flows are discounted to their present value using a pre-tax discount rate that reflects current market assessments of the time value of money and the risks specific to the asset.

An assessment is made at each reporting date as to whether there is any indication that previously recognized impairment losses may no longer exist or may have decreased. If such indication exists, the Company makes an estimate of recoverable amount. A previously recognized impairment loss is reversed only if there has been a change in the estimates used to determine the asset's recoverable amount since the last impairment loss was recognized. If that is the case, the carrying amount of the asset is increased to its recoverable amount. That increased amount cannot exceed the carrying amount that would have been determined, net of depletion, depreciation and amortization, had no impairment loss been recognized for the asset in prior years. Such reversal is recognized in the parent company statements of income unless the asset is carried at revalued amount, in which case the reversal is treated as a revaluation increase.

Equity

Capital Stock

Capital stock is measured at par value for all shares subscribed, issued and outstanding. When the Company issues more than one class of stock, a separate account is maintained for each class of stock and the number of shares issued. When the Company issues shares in excess of par, the excess is recognized in the "Capital in excess of par value" account; any incremental costs incurred directly attributable to the issuance of new shares are treated as deduction from it. If additional paid in capital is not sufficient, the excess is charged against retained earnings.

Subscriptions Receivable

Subscriptions receivable represents the amount for which the shares were subscribed but not fully paid.

Retained Earnings

Retained earnings represents cumulative balance of profit and losses of the Company and with consideration of any changes in accounting policies and errors applied retrospectively.

Earnings Per Share (EPS)

EPS is determined by dividing net income by the weighted average number of shares outstanding for each year after retroactive adjustment for any stock dividends declared.

Other Comprehensive Income (OCI)

OCI are items of income and expense that are not recognized in profit or loss for the year in accordance with PFRS Accounting Standards. The Company's OCI pertains to reserve for fluctuation in value of FVOCI, remeasurement gains (losses) on pension liability. Reserve for fluctuation in value of FVOCI and remeasurement gains (losses) on pension liability cannot be recycled to parent company statements of income in the subsequent period.

Revenue Recognition

Revenue from contracts with customers is recognized when control of the goods or services are transferred to the customer at an amount that reflects the consideration to which the Company expects to be entitled in exchange for those goods or services. The Company has generally concluded that it is the principal in its revenue arrangements because it typically controls the goods or services before transferring them to the customer.



Revenue from Petroleum Operation

Revenue from petroleum operation is recognized at a point in time when the control of the goods has transferred from the Consortium Operator, on behalf of the sellers, to the buyer at the delivery point. Revenue is measured at the fair value of the consideration received.

The revenue recognized from the sale of petroleum products pertains to the Company's share in revenue from the joint operations. The revenue sharing is accounted for in accordance with PFRS 11, *Joint Arrangements*.

Interest Income

Interest income is recognized as it accrues using the EIR method, the rate that exactly discounts estimated future cash receipts through the expected life of the financial asset to the net carrying amount of that financial asset.

Dividend Income

Dividend income is recognized when the Company's right to receive the dividend is established, which is generally when the shareholders approve the dividend.

Costs and Expenses

Cost of services and general and administrative expenses are recognized in profit or loss when decrease in future economic benefits related to a decrease in an asset or an increase in a liability has arisen that can be measured reliably. These are recognized:

- (a) on the basis of a direct association between the costs incurred and the earning of specific items of income;
- (b) on the basis of systematic and rational allocation procedures when economic benefits are expected to arise over several accounting periods and the association can only be broadly or indirectly determined; or
- (c) immediately when expenditure produces no future economic benefits or when, and to the extent that, future economic benefits do not qualify or cease to qualify, for recognition in the separate statements of financial position as an asset.

Petroleum Production Cost

Petroleum production cost represents costs that are directly attributable in recognizing revenue from petroleum operations.

General and Administrative Expenses

General and administrative expenses constitute the costs of administering the business and are recognized when incurred.

Leases

Short-term leases and leases of low-value assets

The Company applies the short-term lease recognition exemption to its short-term leases of machinery and equipment (i.e., those leases that have a lease term of 12 months or less from the commencement date and do not contain a purchase option). It also applies the lease of low-value assets recognition exemption to leases of office equipment that are considered to be low value. Lease payments on short-term leases and leases of low-value assets are recognized as expense on a straight-line basis over the lease term.



Income Taxes

Current income tax

Current income tax assets and liabilities for the current and prior periods are measured at the amount expected to be recovered from or paid to the taxation authorities. The tax rates and tax laws used to compute the amount are those that are enacted or substantively enacted at the reporting date.

Current income tax is recognized in the parent company statements of income, except to the extent that it relates to items recognized in other comprehensive income or directly in equity, in which case the tax is also recognized in other comprehensive income or directly in equity, respectively. Management periodically evaluates positions taken in the tax returns with respect to situations in which applicable tax regulations are subject to interpretation and establishes provisions where appropriate.

Deferred Income Tax

Deferred income tax is provided, using the liability method, on all temporary differences, with certain exceptions, at reporting date between the tax bases of assets and liabilities and their carrying amounts for financial reporting purposes.

Deferred tax liabilities are recognized for all taxable temporary differences, except:

- when the deferred tax liability arises from the initial recognition of goodwill or an asset or liability in a transaction that is not a business combination and, at the time of the transaction, affects neither the accounting profit nor taxable profit or loss; and
- in respect of taxable temporary differences associated with investments in subsidiaries, associates and interests in joint arrangements, when the timing of the reversal of the temporary differences can be controlled and it is probable that the temporary differences will not reverse in the foreseeable future.

Deferred tax assets are recognized for all deductible temporary differences, carryforward of unused tax credits from excess of minimum corporate income tax (MCIT) over the regular corporate income tax (RCIT) and net operating loss carryover (NOLCO), to the extent that it is probable that taxable profit will be available against which the deductible temporary differences and carryforward of unused tax credits from excess MCIT and NOLCO can be utilized, except:

- where the deferred tax asset relating to the deductible temporary difference arises from the initial recognition of an asset or liability in a transaction that is not a business combination and, at the time of the transaction, affects neither the accounting profit nor taxable profit; and
- in respect of deductible temporary differences associated with investments in subsidiaries, associates and interests in joint ventures, deferred tax assets are recognized only to the extent that it is probable that the temporary differences will reverse in the foreseeable future and taxable profit will be available against which the temporary differences can be utilized.

The carrying amount of deferred tax assets is reviewed at each financial reporting date and reduced to the extent that it is no longer probable that sufficient taxable profit will be available to allow all or part of the deferred tax asset to be utilized. Unrecognized deferred tax assets are reassessed at each reporting date and are recognized to the extent that it has become probable that future taxable profit will allow the deferred tax assets to be recovered.



Deferred tax assets and liabilities are measured at the tax rate that are expected to apply to the period when the asset is realized or the liability is settled, based on tax rates and tax laws that have been enacted or substantively enacted at the reporting date.

Accordingly, deferred tax relating to other comprehensive income and equity items are recognized directly in equity and other comprehensive income, respectively.

Deferred tax assets and deferred tax liabilities are offset, if a legally enforceable right exists to set off current tax assets against current tax liabilities and the deferred taxes relate to the same taxable entity and the same taxation authority.

Retirement Benefit Liability

The net defined benefit liability or asset is the aggregate of the present value of the defined benefit obligation at the end of the reporting period reduced by the fair value of plan assets (if any), adjusted for any effect of limiting a net defined benefit asset to the asset ceiling. The asset ceiling is the present value of any economic benefits available in the form of refunds from the plan or reductions in future contributions to the plan.

The cost of providing benefits under the defined benefit plans is actuarially determined using the projected unit credit method.

Defined benefit costs comprise the following:

- Service costs
- Net interest on the net defined benefit liability or asset
- Remeasurements of net defined benefit liability or asset

Service costs which include current service costs, past service costs and gains or losses on non-routine settlements are recognized as expense in the parent company statements of income. Past service costs are recognized when plan amendment or curtailment occurs. These amounts are calculated periodically by independent qualified actuary.

Net interest on the net defined benefit liability or asset is the change during the period in the net defined benefit liability or asset that arises from the passage of time which is determined by applying the discount rate based on government bonds to the net defined benefit liability or asset.

Net interest on the net defined benefit liability or asset is recognized as expense or income in the parent company statements of income.

Remeasurements comprising actuarial gains and losses, return on plan assets and any change in the effect of the asset ceiling (excluding net interest on defined benefit liability) are recognized immediately in OCI in the period in which they arise. Remeasurements are not reclassified to separate statement of income in subsequent periods. All remeasurements recognized in OCI account "Remeasurement gains on pension liabilities" are not reclassified to another equity account in subsequent periods.

Plan assets are assets that are held by a long-term employee benefit fund. Plan assets are not available to the creditors of the Company, nor can they be paid directly to the Company. Fair value of plan assets is based on market price information. When no market price is available, the fair value of plan assets is estimated by discounting expected future cash flows using a discount rate that reflects both the risk associated with the plan assets and the maturity or expected disposal date of those assets (or, if they have no maturity, the expected period until the settlement of the related



obligations). If the fair value of the plan assets is higher than the present value of the defined benefit obligation, the measurement of the resulting defined benefit asset is limited to the present value of economic benefits available in the form of refunds from the plan or reductions in future contributions to the plan.

The Company's right to be reimbursed of some or all of the expenditure required to settle a defined benefit obligation is recognized as a separate asset at fair value when and only when reimbursement is virtually certain.

Provisions

Provisions are recognized only when the Company has: (a) a present obligation (legal or constructive) as a result of a past event; (b) it is probable that an outflow of resources embodying economic benefits will be required to settle the obligation; and (c) a reliable estimate can be made of the amount of the obligation. If the effect of the time value of money is material, provisions are determined by discounting the expected future cash flows at a pre-tax rate that reflects current market assessments of the time value of money and, where appropriate, the risks specific to the liability. Where discounting is used, the increase in the provision due to the passage of time is recognized as an interest expense. Provisions are reviewed at each reporting date and adjusted to reflect the current best estimate. If it is no longer probable that an outflow of the resources embodying economic benefits will be required to settle the obligation, the provision is reversed.

Events After the Reporting Date

Post year-end events up to the date of auditor's report that provide additional information about the Company's position at the reporting date (adjusting events) are reflected in the separate financial statements. Post year-end events that are non-adjusting events are disclosed in the notes to parent company financial statements when material.

5. Material Accounting Judgments, Estimates and Assumptions

The preparation of the parent company financial statements in compliance with PFRS Accounting Standards requires the Company to make judgments, estimates and assumptions that affect the amount reported in the separate financial statements and accompanying notes. Future events may occur which will cause the assumptions used in arriving at the estimates to change. The effects of any change in estimates are reflected in the parent company financial statements, as they become reasonably determinable.

Judgments, estimates and assumptions are continually evaluated and are based on historical experience and other factors, including expectations of future events that are believed to be reasonable under the circumstances.

Judgments

In the process of applying the Company's accounting policies, management has made the following judgments, apart from those involving estimations, which has the most significant effect on the amounts recognized in the parent company financial statements.

Determination and Classification of a Joint Arrangement

Judgment is required to determine when the Company has joint control over an arrangement, which requires an assessment of the relevant activities and when the decisions in relation to those activities require unanimous consent. The Company has determined that the relevant activities for its joint arrangements are those relating to operations and capital decisions of the arrangement.



Judgment is also required to classify a joint arrangement. Classifying the arrangement requires the Company to assess their rights and obligations arising from the arrangement. Specifically, the Company considers:

- The structure of the joint arrangement - whether structured through a separate vehicle
- When the arrangement is structured through a separate vehicle, the Company considers the rights and obligations arising from:
 - a. The legal form of the separate vehicle;
 - b. The terms of the contractual arrangement; and
 - c. Other facts and circumstances (when relevant).

This assessment often requires significant judgment, and a different conclusion on joint control and also whether the arrangement is a joint operation or a joint venture, may materially impact the accounting treatment for each assessment.

As at December 31, 2024 and 2023, there has been no change in the Company's joint arrangement classification and remains to be in the form of a joint operation.

Determination of Functional Currency

The determination of functional currency was based on the primary economic environment in which the Company generates and expends cash.

Provisions and Contingencies

In the normal course of business, the Company is subject to certain exposure and claims by third parties. The Company does not believe that this exposure will have a probable material effect on the parent company statements of financial position. It is possible, however, that future results of operations could be materially affected by changes in the judgement and estimates or in the effectiveness of the strategies relating to this exposure.

Estimates and Assumptions

The key assumptions concerning the future and other key sources of estimation uncertainty at the reporting date, that have a significant risk of causing a material adjustment to the carrying amounts of assets and liabilities within the next financial year are discussed below:

Estimation of Provision for ECLs of Receivables

The Company uses a provision matrix to calculate ECLs for its receivables, in line with the simplified approach in calculating ECL. The provision rates are based on days past due of each counterparty that have similar loss pattern.

The provision matrix is initially based on the Company's historically observed default rates. The Company calibrates the matrix to adjust the historical credit loss experience with forward-looking information. For instance, if forecast economic conditions (i.e., gross domestic product and inflation rate) are expected to deteriorate over the next year which can lead to an increased number of defaults of the counter parties, the historical default rates are adjusted. At every reporting date, the historically observed default rates are updated and changes in the forward-looking estimates are analyzed.

The assessment of the correlation between historical observed default rates, forecast economic conditions and ECLs is a significant estimate. The amount of ECLs is sensitive to changes in circumstances and of forecasted economic conditions. The Company's historical credit loss experience and forecast of economic conditions may also not be representative of the counter party's actual default in the future.



No provision for ECL on the Company's receivables were recognized in 2024 and 2023. Total carrying value of receivables amounted to \$0.66 million and \$0.71 million as at December 31, 2024 and 2023, respectively (see Note 7).

Estimating Provision for Plug and Abandonment Costs

Significant estimates and assumptions are made in determining the provision for decommissioning. Factors affecting the ultimate amount of liability include estimates of the extent and costs of decommissioning activities, technological changes, regulatory changes, cost increases, and changes in discount and foreign exchange rates. Those uncertainties may result in future actual expenditure differing from the amounts currently provided.

The Company recognized provision for plug and abandonment costs amounting to \$1.12 million and \$1.09 million as at December 31, 2024 and 2023, respectively (see Note 13) with respect to the decommissioning plan for SC 14C1 – Galoc Block. There were no plug and abandonment costs incurred as of December 31, 2024 and 2023.

Estimation of Oil Reserves

The estimation of oil reserves requires significant judgment and assumptions by management and engineers and has a material impact on the separate financial statements, particularly on the depletion of wells, platforms and other facilities and impairment testing. There is the inherent uncertainty in estimating oil reserve quantities arising from the exercise of significant management judgment and consideration of inputs from geologists/engineers and complex contractual arrangements involved as regards the Company's share of reserves in the service contract area. This reserve estimate also depends on the amount of reliable geological and engineering data available at the time of the estimate and the interpretation of these data.

Estimates of reserves for undeveloped or partially developed fields are subject to greater uncertainty over their future life than estimates of reserves for fields that are substantially developed and depleted. As a field goes into production, the amount of proved reserves will be subject to future revision once additional information becomes available. As those fields are further developed, new information may lead to revisions.

The estimated remaining proved and probable oil reserves totaled to 0.40 million and 0.89 million barrels for Galoc oil field as of December 31, 2024 and 2023, respectively. On March 13, 2019, production in the SC 14A, B&B-1 - Nido, Matinloc & North Matinloc fields were terminated permanently. The plug and abandonment of wells was completed in October 2020. Meanwhile, SC 14C2 remains without production, thus depletion charge is nil in 2024 and 2023.

All proved and probable reserve estimates are subject to revision, either upward or downward, based on new information, such as from development drilling and production activities or from changes in economic factors, including product prices, contract terms or development plans. Estimates of reserves for undeveloped or partially developed fields are subject to greater uncertainty over their future life than estimates of reserves for fields that are substantially developed and depleted. As those fields are further developed, new information may lead to revisions.

The carrying value of wells, platforms and other facilities amounted to \$20.30 million and \$20.64 million as of December 31, 2024 and 2023, respectively. The Company recognized depletion expense amounting to \$0.36 million and \$0.42 million in 2024 and 2023, respectively (see Notes 8 and 11).



Impairment of wells, platforms and other facilities of SC 14C2

Impairment exists when the carrying value of an asset or cash generating unit exceeds its recoverable amount, which is the higher of its fair value less costs of disposal and its value in use. The fair value less costs of disposal calculation is based on available data from binding sales transactions, conducted at arm's length, for similar assets or observable market prices less incremental costs of disposing of the asset. The value in use calculation is based on a discounted cash flows (DCF) model. The cash flows are derived from the budget for the next seven years for SC 14C2 in 2024 and 2023, and do not include restructuring activities that the Company is not yet committed to or significant future investments that will enhance the performance of the assets of the CGU being tested.

The calculation of value-in-use for the Wells, Platforms and Other Facilities of SC 14C2 is most sensitive to the forecasted oil prices which are estimated with reference to external market forecasts of Brent crude prices; volume of resources and reserves which are based on resources and reserves report prepared by third parties; capital expenditure, production and operating costs which are based on the Company's historical experience, approved work programs and budgets, and latest life of well models; and discount rate which were estimated based on the industry weighted average cost of capital (WACC), which includes the cost of equity and debt after considering the gearing ratio. The pre-tax discount rates applied to cash flow projections are 10.90% and 11.10% as at December 31, 2024 and 2023, respectively. The key assumptions used to determine the recoverable amount for this CGU are disclosed and further explained in Note 11.

No impairment losses were recognized in 2024 and 2023 for SC 14C2. The carrying values of wells, platforms and other facilities of SC 14C2 amounted to \$10.28 million as of December 31, 2024 and 2023.

Estimating Retirement Benefit Expense

The cost of pension and the present value of the pension obligation are determined using actuarial valuations. The actuarial valuation involves making various assumptions. These assumptions are described in Note 17 and include among others, the determination of the discount rate, salary increase rate and employee turnover rate. Due to the complexity of the valuation, the underlying assumptions and its long-term nature, defined benefit obligations are highly sensitive to changes in these assumptions. All assumptions are reviewed at each reporting date.

In determining the appropriate discount rate, management considers the interest rates of government bonds that are denominated in the currency in which the benefits will be paid, with extrapolated maturities corresponding to the expected duration of the defined benefit obligation. Salary increase rate is based on expected future inflation rates for the specific country and other relevant factors and employee turnover rate is based on Company's experience on employees resigning prior to their retirement.

As of December 31, 2024, net pension asset amounted to \$1,082. As of December 31, 2023, net pension liability amounted to \$96,238.

Assessing Recoverability of Deferred Tax Assets

Deferred tax assets are recognized for all deductible temporary differences to the extent that it is probable that taxable income will be available against which the deductible temporary differences can be utilized. The Company's assessment on the recognition of deferred tax assets on deductible temporary differences is based on the projected taxable income in the succeeding periods. This projection is based on the Company's past results and future results of operations.

As at December 31, 2024 and 2023, the Company has recognized deferred tax assets amounting to \$0.84 million and \$0.74 million, respectively (see Note 18).



Assessing Recoverability of Deferred Oil Exploration Costs

The Company assesses impairment on deferred exploration costs when facts and circumstances suggest that the carrying amount of the asset may exceed its recoverable amount. Deferred oil exploration costs are reviewed for impairment whenever circumstances indicate that the carrying amount of an asset may not be recoverable.

Facts and circumstances that would require an impairment assessment as set forth in PFRS 6, *Exploration for and Evaluation of Mineral Resources*, are as follows:

- The period for which the Company has the right to explore in the specific area has expired or will expire in the near future, and is not expected to be renewed;
- Substantive expenditure on further exploration for and evaluation of mineral resources in the specific area is neither budgeted nor planned;
- Exploration for and evaluation of mineral resources in the specific area have not led to the discovery of commercially viable quantities of mineral resources and the entity has decided to discontinue such activities in the specific area; and
- Sufficient data exist to indicate that, although a development in the specific area is likely to proceed in full from successful development or by sale.

Key inputs and assumptions used in the assessment are as follows:

- Estimated reserves - which are based on oil resources reports based on the information gathered from seismic and geological data, analyses and evaluation activities;
- Pre-tax discount rate of 10.90% in 2024 and 11.10% in 2023 - which represent the current market assessment of the risks specific to each CGU, taking into consideration the time value of money and individual risks of the underlying assets that have not been incorporated in the cash flow estimates. The discount rate calculation is derived from the Company's weighted average cost of capital (WACC), with appropriate adjustments made to reflect the risks specific to the CGU and to determine pre-tax rate. The WACC takes into account both debt and equity. Adjustments to discount rate are made to factor in the specific amount and timing of the future tax flows in order to reflect a pre-tax discount rate; and
- Oil prices of \$75/bbl in 2024 and 2023 – which are estimated with reference to external market forecasts of Brent and WTI crude prices.

The Company used a weighted average scenario probability in its calculation of value in use.

As at December 31, 2024 and 2023, the carrying values of deferred oil exploration costs amounted to \$0.66 million. No impairment losses were recognized in 2024 and 2023 (see Note 12).

6. Cash and Cash Equivalents

	2024	2023
Cash on hand	\$178	\$180
Cash in banks	7,716,726	1,450,756
Cash equivalents	15,197,213	15,735,779
	\$22,914,117	\$17,186,715



Cash in banks earn interest at the prevailing bank deposit rates. Cash equivalents are made for varying periods of up to three (3) months depending on the immediate cash requirements of the Company and earn interest at the prevailing short-term deposit rates ranging from 4.88% to 6.38% and 3.40% to 6.38% per annum in 2024 and 2023, respectively.

Interest income earned from cash in banks and short-term deposits amounted to \$0.92 million and \$0.72 million in 2024 and 2023, respectively.

There are no cash restrictions on the Company's cash balance as at December 31, 2024 and 2023.

7. Receivables

	2024	2023
Due from operators (Note 8)	\$136,330	\$136,330
Interest receivable	318,684	363,252
Dividends receivable	202,587	207,205
Others	4,714	1,686
	\$662,315	\$708,473

Due from operators represent the excess of proceeds from crude oil liftings over the amounts advanced by the contract operator for the Company's share in exploration, development and production expenditures.

Due from operators and trade receivables are noninterest-bearing and are generally on 1 to 30-day terms. There are no past due nor impaired receivables as at December 31, 2024 and 2023.

Interest receivable pertains to interest income to be received by the Company in relation to its debt instruments at amortized cost.

Dividends receivable pertains to cash dividends to be received by the Company in relation to its equity instruments at fair value through other comprehensive income (Note 9).

8. Interest in Joint Operations

The Company's interest in the jointly controlled assets in the various SCs, and any liabilities incurred jointly with the other partners, as well as the related revenue and expenses of the venture, which are included in the separate financial statements, are as follows:

	2024	2023
Current assets:		
Receivables		
Due from operators (Note 7)	\$136,330	\$136,330
Crude oil inventory	635,154	975,699
	771,484	1,112,029

(Forward)



	2024	2023
Noncurrent assets:		
Property and equipment (Note 11)		
Wells, platforms and other facilities	\$74,966,395	\$74,956,337
Less accumulated depletion	(54,687,782)	(54,326,108)
Adjustment to remeasure decommissioning asset	19,177	10,058
Decommissioning fund (Note 12)	943,946	909,430
Deferred exploration costs	662,844	662,844
	21,904,580	22,212,561
Non-current liability:		
Provision for plug and abandonment (Note 13)	(1,123,055)	(1,085,812)
	\$20,781,525	\$21,126,749

	2024	2023
Revenue from petroleum operations	\$3,106,984	\$3,020,421
Cost of petroleum operations:		
Petroleum production costs	2,295,546	1,946,240
Depletion, depreciation and amortization expenses (Note 11)	391,554	458,581
	2,687,100	2,404,821
	\$419,884	\$615,600

Petroleum production costs consist of the share in the costs incurred in relation to the floating, production, storage and offloading (FPSO), operations management, general and administrative, supply vessel, insurance expenses, marketing fees and freight costs, training and scholarship fund, repairs and maintenance, and the charges related to the net realizable value of inventories.

9. Investments

Equity Instruments at FVOCI

Equity instruments at FVOCI investments represent equity instruments in quoted shares carried at fair value as at the end of the reporting period.

The total carrying value of the Company's equity instruments at FVOCI amounted to \$18.31 million and \$21.21 million as at December 31, 2024 and 2023, respectively.

Movement in the reserve for changes in value of equity instruments at FVOCI are as follows:

	2024	2023
Balances at beginning of year	(\$5,392,197)	(\$4,567,769)
Fair value changes during the year	323,369	(824,428)
Balances at end of year	(\$5,068,828)	(\$5,392,197)



The carrying values of equity instruments at FVOCI have been determined as follows:

	2024	2023
Balances at beginning of year	\$21,212,455	\$26,616,788
Additions	3,589,146	1,199,845
Redemption/disposal	(6,816,795)	(5,779,750)
Fair value changes during the year	323,369	(824,428)
Balances at end of year	\$18,308,175	\$21,212,455

Dividend income earned and received from equity instruments at FVOCI amounted to \$1.20 million and \$1.51 million in 2024 and 2023, respectively.

Debt Instruments at Amortized Cost

In 2024, the Company acquired various fixed rate bonds from corporate bond issuers and government securities amounting to \$5.53 million (₱321.51 million). The various bonds pay interest at rates ranging from 6.25% to 6.97% per annum and will mature starting April 30, 2027 to June 24, 2031.

In 2023, the Company acquired various fixed rate bonds from government securities amounting to \$5.91 million (₱334.38 million). The various bonds pay interest at rates ranging from 5.75% to 6.13% per annum and will mature starting August 22, 2028 to April 11, 2029.

In 2022, the Company acquired various fixed rate bonds from corporate bond issuers and government securities amounting to \$6.46 million (₱336.51 million). The various bonds pay interest at rates ranging from 4.77% to 6.80% per annum and will mature starting February 18, 2027 to July 4, 2029.

In 2021, the Company acquired various fixed rate bonds from corporate bond issuers amounting to \$6.74 million (₱336.65 million). The various bonds pay interest at rates ranging from 3.60% to 8.50% per annum and will mature starting May 4, 2025 to December 2, 2028.

In 2019, the Company acquired various fixed rate bonds from corporate bond issuers amounting to \$13.47 million (₱700.00 million). The various bonds pay interest at rates ranging from 4.70% to 5.10% per annum and will mature starting June 28, 2021 to May 6, 2026.

The carrying values and movements of investments in bonds, classified as debt instruments at amortized cost, are as follows:

	2024	2023
Balances at beginning of year	\$36,818,345	\$30,613,863
Additions	5,527,690	5,913,342
Redemption	(5,764,698)	—
Unrealized foreign exchange gain (loss)	(1,337,603)	291,140
	35,243,734	36,818,345
Less: current portion	5,041,886	6,028,758
	\$30,201,848	\$30,789,587

Interest income earned from investments in debt instruments at amortized costs amounted to \$2.12 million and \$1.92 million in 2024 and 2023, respectively.



10. Investments in Subsidiaries

As at December 31, 2024 and 2023, the cost of investments in subsidiaries are as follows:

Linapacan Oil Gas and Power Corporation (LOGPOCOR)	\$10,835,726
Oriental Land Corporation (OLC)	1,878,633
Oriental Mahogany Woodworks, Inc. (OMWI)	51,418
Copper Mines Holdings, Inc. (CMHI)	26,720
	12,792,497
Less allowance for impairment	1,956,771
	<u>\$10,835,726</u>

The Company owns 100% interest in LOGPOCOR, OLC, OMWI and CMHI.

LOGPOCOR was organized primarily to hold a certain percentage of the Company's working interest in Blocks A, B and C of SC 14.

In March 1993, the Company assigned its 12.6% working interest in SC 14 valued at \$801.00 million to LOGPOCOR in exchange for the equivalent amount in shares of stock of LOGPOCOR. The valuation was approved by the DOE. However, in July 1993, the Company suspended the transfer of operations and control of the working interest it earlier assigned to LOGPOCOR. Accordingly, the "Investment in shares of stock of LOGPOCOR" had been valued net of deferred credit of \$19.43 million. The deferred credit was the difference between \$29.54 million and the equivalent accumulated costs amounting to about \$10.11 million.

Furthermore, because of the said suspension, the Company continues to recognize the revenues from petroleum operations related to the said working interest. The Company therefore is being charged by LOGPOCOR for the equivalent depletion expense on the accumulated costs (carried in the books of LOGPOCOR) related thereto (see Note 11). The "Due to a subsidiary" account in the parent company statements of financial position amounting to \$19.67 million and \$19.65 million as at December 31, 2024 and 2023, respectively, represents the unpaid balance of depletion charged by LOGPOCOR.

Investment in OMWI is inclusive of receivables from the said subsidiary amounting to \$0.09 million as at December 31, 2024 and 2023.

11. Property and Equipment

	2024			
	Wells, Platforms and Other Facilities (Notes 1 and 8)	Transportation Equipment	Office Furniture and Equipment	Total
Cost				
At beginning of year	\$74,966,395	\$266,870	\$144,229	\$75,377,494
Additions			2,628	2,628
Change in estimate of decommissioning liability	19,177	—	—	19,177
At end of year	74,985,572	266,870	146,857	75,399,299
Accumulated Depletion, Depreciation and Amortization				
At beginning of year	54,326,108	248,949	49,486	54,624,543
Depletion, depreciation and amortization (Note 8)	361,674	5,995	23,885	391,554
At end of year	54,687,782	254,944	73,371	55,016,097
Net book value	\$20,297,790	\$11,926	\$73,486	\$20,383,202



	2023			
	Wells, Platforms and Other Facilities (Notes 1 and 8)	Transportation Equipment	Office Furniture and Equipment	Total
Cost				
At beginning of year	\$74,956,337	\$266,870	\$144,229	\$75,367,436
Change in estimate of decommissioning liability	10,058	–	–	10,058
At end of year	74,966,395	266,870	144,229	75,377,494
Accumulated Depletion, Depreciation and Amortization				
At beginning of year	53,901,555	238,809	25,598	54,165,962
Depletion, depreciation and amortization (Note 8)	424,553	10,140	23,888	458,581
At end of year	54,326,108	248,949	49,486	54,624,543
Net book value	\$20,640,287	\$17,921	\$94,743	\$20,752,951

The depletion, depreciation and amortization expense charged against operations amounted to \$0.39 million and \$0.46 million in 2024 and 2023, respectively. The depletion expense amounting \$0.02 million and \$0.02 million in 2024 and 2023 pertains to depletion of wells, platforms and other facilities assigned by the Company to LOGPOCOR.

In 2043 and 2023, an impairment test of SC 14C2 was performed by the Company since it remains to be non-operational and idle.

Impairment test of SC 14C2 – West Linapacan

The recoverable amount of the Wells, Platforms and Other Facilities of SC 14C2 as at December 31, 2024 and 2023 has been determined based on a value-in-use calculation using cash flow projections from work program and budget approved by senior management covering a seven-year period and five-year period as at those years. The work program and budget for the immediately succeeding year as at December 31, 2024 and 2023 were duly approved by the DOE. The pre-tax discount rates applied to the cash flow projections were 10.90% and 11.10% as of December 31, 2024 and 2023, respectively. As a result of this analysis, the management has not recognized any impairment for the Wells, Platforms and Other Facilities of SC 14C2 as at December 31, 2024 and 2023.

12. Other noncurrent assets

	2024	2023
Deferred exploration costs (Note 8)	\$764,228	\$754,875
Decommissioning fund (Note 8)	943,946	909,430
	\$1,708,174	\$1,664,305

Deferred exploration costs

The full recovery of the deferred oil exploration costs incurred in connection with the Company's participation in the acquisition and exploration of petroleum concessions is dependent upon the discovery of oil and gas in commercial quantities from the respective petroleum, concessions and the success of the future development thereof. Deferred exploration costs primarily relate to SC 6.

	2024	2023
Cadlao and Bonita Block – Oil Field	\$642,180	\$642,180
Zambales and Dinagat Islands – Nickel	101,383	92,030
Others	20,665	20,665
	\$764,228	\$754,875



SC 6 and 6B Cadlao and Bonita Block

SC 6B Bonita Block is part of the retained area of the original SC 6 granted in 1973. The 10-year exploration period and the subsequent 25-year production period expired last February 2009.

In 2009, a 15-year extension period for the Bonita Block was requested from and subsequently granted by the DOE.

In 2018, one of the joint venturers, Phinma Energy Corporation (formerly, Trans-Asia Oil & Energy Corporation), relinquished its participating interest of 14.063% and assigned this to the remaining partners. The relinquishment and assignment of interest was approved by the DOE.

An in-house evaluation completed by the Operator, The Philodrill Corporation, in early 2016 shows the East Cadlao Prospect has marginal resources which cannot be developed on a “stand-alone” basis. However, it remains prospective being near the Cadlao Field, which lies in another contract area. In view of this, the Consortium has requested for the reconfiguration of SC 6B to append the Cadlao Field for possible joint development in the future. On March 14, 2018, the DOE approved the annexation of SC 6 to SC 6B. Subsequently, a seismic reprocessing program over East Cadlao and Cadlao Field will now be undertaken.

On October 17, 2019, Philodrill, as the current operator of the SC 6B, received DOE’s approval for the transfer of 70% participating interest of the members of the consortium in SC 6B to Manta Oil Company Ltd. (MOCL / Manta Oil). As a result, the Company’s interest in SC 6B decreased to 4.909%.

In 2020, the work program and budget for the calendar year 2021 was submitted and approved by the DOE. However, the preparation and submission of a new Plan of Development (POD) was delayed due to the COVID-19 pandemic which caused travel restrictions and lockdowns. The POD should have been submitted by the 1st Quarter of 2021 for DOE evaluation. A request by Manta Oil was made to the DOE for an extension for the submission of the new Cadlao POD. The extension request was granted up to December 2021.

In 2021, MOCL was unable to submit to the DOE a new Plan of Development (POD) for the shut-in Cadlao Oilfield as well as proof of financial capability.

On December 2, 2021 Manta Oil issued a “Mutual Release of Claims” followed on December 6, 2021 by a “Notice of Withdrawal” re-assigning and transferring back to the Farmors / Joint Venture Partners their original participating interests in Bonita / Cadlao Block.

With restoration of the original participating interests to the SC-6B Consortium, the Philodrill Corporation resumed the role as the Operator of the contract area.

In a Partners’ Meeting held on December 13, 2021, Nido Petroleum Pty Ltd, one of the JV Partners, indicated in their proposal the following:

1. Increase its participating in SC-6B
2. Propose a Work Program & Budget (WP&B) for the calendar year 2022
3. Plan for an appraisal drilling of well(s) including the conduct of an Extended Well Test (EWT) in the Cadlao Field.

The increase will be by way of the other partners assigning up to 70% of their original interest to Nido Petroleum. Finally, a Deed of Assignment (DOA) of interest was drawn up and was submitted to the DOE for evaluation and approval.



Under the proposed FIA the assigning partners will be carried free by Nido Petroleum in the proposed 2022 Work Program & Budget, cost of appraisal drilling and EWT as well as implementation of the new Plan of Development. The carry free is up to the declaration of field commerciality.

The DOE approved last December 19, 2022 the following:

- The reassignment of interest to the SC-6B Joint Venture after the exit of Manta Oil Co. (MOCL) from SC-6B.
- The Deed of Assignment (DOA) of participating interest in SC-6B and transfer of Operatorship from Philodrill Corporation to Nido Petroleum Phil Ltd. This is in compliance with the related Farm In Agreement (FIA).
- The new participating interest of the Company after the withdrawal of MOCL and transfer of operatorship to Nido Petroleum decreased to 4.9092%, which was previously 16.364%.

Nido planned to drill the appraisal well and conduct the EWT in 2nd quarter of 2023. However, drilling has been pushed back due to challenges in rig availability. New schedule for the drilling is 2nd Quarter of 2024.

On December 7, 2023, the Department of Energy (DOE) has released the Department Circular (DC) No. DC2023-12-0033 “Guidelines on the Awarding of Petroleum Service Contracts for Development and Production”, whereas this circular emphasizes that an operator may apply for a Development and Production Petroleum Service Contracts through direct negotiation with DOE, provided, that the application be made prior to the expiration of the remaining production term. The SC 6B production term reached its 50-year contract limit and expired last February 28, 2024.

The Consortium applied for the renewal of the SC6B and submitted the Plan of Development on December 27, 2023.

Further, in January 2024, the Consortium submitted a Letter of Intent and pertinent financial, technical and legal documents to apply for a development and production petroleum service contract under DC 2023-12-0033.

On May 30, 2024, the SC6B Consortium, through its Operator, received a letter from the DOE that the Consortium is legally, financially and technically qualified to enter into a DPPSC. The DOE and the Consortium have finished negotiating the DPPSC’s terms and conditions.

As of audit report date, the Cadlao DPPSC is currently in its final stage of review and evaluation.

In 2024 and 2023, the Company performed impairment test for the deferred exploration costs since the service contract has already expired last February 28, 2024, and is currently being applied for a Development and Production Service Contract.

The recoverable amount of the deferred oil exploration cost as at December 31, 2024 and 2023 has been determined to be higher than its carrying value, based on a value-in-use calculation using cash flow projections approved by senior management covering a seven-year period. The pre-tax discount rate applied to cash flow projections is 10.90% and 11.10% in 2024 and 2023, respectively. As a result of this analysis, management has not recognized any impairment for the deferred exploration costs.



The calculation of value-in-use for the deferred exploration costs is most sensitive to the forecasted oil prices which are estimated with reference to external market forecasts of Brent crude prices; volume of resources and reserves which are based on resources and reserves report prepared by the operations team; capital expenditure, production and operating costs which are based on the consortium operator's historical experience, approved work programs and budgets, and latest life of well models; and discount rate which were estimated based on the industry weighted average cost of capital (WACC), which includes the cost of equity and debt after considering the gearing ratio. The pre-tax discount rate applied to cashflow projections are 10.90% as of December 31, 2024, and 11.10% as of December 31, 2023.

As at December 31, 2024 and 2023, the carrying value of deferred exploration costs on SC6B amounted to \$0.66 million.

Exploration Permit Applications for Nickel and Other Associated Metals in Zambales and Dinagat Islands

As of December 31, 2024, the Company continues to secure Exploration Permits (EP) for nickel and other associated metals. OPMC has submitted applications to the Mines and Geosciences Bureau (MGB)- Regional Office No. III for five (5) areas in Zambales with a total area of approximately 13,816 hectares. OPMC has also submitted two applications to the MGB Regional Office No. XIII covering 863 hectares in Dinagat Islands.

In 2022, all five areas in Zambales were already designated by MGB Regional Office No. III as EXPAs No. 000231-III, EXPA No. 000232-III, EXPA No. 000233-III, EXPA No. 000240-III and EXPA No. 000241-III. MGB Regional Office No XIII also designated one area in Dinagat Islands as EXPA No. 000248- XIII.

The Department of Environment and Natural Resources (DENR) has granted the clearance to Mines and Geosciences Bureau Central Office (MGB CO) to approve and convert the EXPA No. 248-XIII in Libjo, Dinagat Islands (with total area of 358 hectares) of Oriental Petroleum and Minerals Corporation (OPMC or the Parent Company) to an Exploration Permit (EP).

On March 12, 2024, the Company formally accepted and signed the EP in the MGB CO at North Avenue, Diliman, Quezon City.

As at December 31, 2024 and 2023, the carrying values of deferred exploration costs amounted to \$0.76 million and \$0.75 million, respectively. In 2024 and 2023, the Company capitalized deferred mine exploration costs amounting to \$0.10 million and \$0.09 million, respectively.

Decommissioning fund

On July 27, 2021, the Company received a Decommissioning Plan from the operator of SC 14C1 which provides for the terms upon which the wells, offshore installations, offshore pipelines and the Floating Production Storage and Offloading (FPSO) facility used in connection with the joint operations in respect of the Galoc Development shall be decommissioned and abandoned. As of December 31, 2024 and 2023, the decommissioning fund amounted to \$0.94 million and \$0.91 million, respectively (see Note 13).



13. Accounts and Other Payables

	2024	2023
Accounts payable	\$118,030	\$115,991
Dividends payable	788,110	690,292
Subscriptions payable	24,240	25,307
Others	6,034	6,028
	\$936,414	\$837,618

Accounts payable mainly consist of unpaid legal and consulting fees. These are noninterest-bearing and are normally settled in 30 to 60-day terms.

Dividends payable include amounts payable to the shareholders of the Company.

Others include statutory payables.

Provision for Plug and Abandonment

Galoc

On July 27, 2021, the Company received a Decommissioning Plan from the operator of SC 14C1 which provides for the terms upon which the wells, offshore installations, offshore pipelines and the Floating Production Storage and Offloading (FPSO) facility used in connection with the joint operations in respect of the Galoc Development shall be decommissioned and abandoned.

The Company has recognized provision for plug & abandonment amounting to \$1.12 million and \$1.09 million as of December 31, 2024 and 2023, respectively, which represents the present value of the Company's share in the decommissioning liability. The discount rate used on the determination of present value are 5.82% and 5.83% as of December 31, 2024 and 2023.

On March 26, 2025, the Consortium, through its Operator, NPG Pty Ltd, submitted a Letter of Intent to apply for a Development and Production Petroleum Service Contract (DPPSC) for the Galoc oilfield under the DOE Department Circular 2023-12-0033. The Consortium already submitted the necessary documents for the application for a DPPSC. SC14C1 will expire on December 17, 2025.

The latest third-party independent report of THREE60 Energy dated February 7, 2025, indicates that the Galoc oil field has an additional 877,000 (3C) barrels of oil recoverable up to April 2028. The decommissioning activities for Galoc is expected to commence after the end of field life, hence the provision is recognized under non-current liabilities. The Company recognized accretion expense amounting to \$0.04 million and \$0.06 million in 2024, and 2023, respectively (see Note 16).

Under the decommissioning plan, each party to the consortium has a liability to fund a percentage of the decommissioning cost equal to the party's percentage interest. Accordingly, the Company funded the decommissioning fund asset of the Joint Operation as of December 31, 2024 and 2023 amounting to \$0.94 million and \$0.91 million, respectively (see Notes 8 and 12).

14. Capital Stock

Under the existing laws of the Republic of the Philippines, at least 60% of the Company's issued capital stock should be owned by citizens of the Philippines for the Company to own and hold any mining, petroleum or renewable energy contract area. As at December 31, 2024, total issued and subscribed capital stock of the Company is 98.83% Filipino and 1.17% non-Filipino, as compared to 98.85% Filipino and 1.15% non-Filipino as at December 31, 2023.



As at December 31, 2024 and 2023, this account consists of:

Class A - \$0.0004 (₱0.01) par value	
Authorized - 120 billion shares	
Issued and outstanding - 120 billion shares	\$49,361,387
Class B - \$0.0004 (₱0.01) par value	
Authorized - 80 billion shares	
Issued and outstanding - 80 billion shares	32,907,591
	82,268,978
Subscriptions receivable	
Subscribed - 475.97 million shares	(277,710)
Capital in excess of par value	3,650,477
	<u>\$85,641,745</u>

All shares of stock of the Company enjoy the same rights and privileges, except that Class A shares shall be issued solely to Filipino citizens, whereas Class B shares can be issued either to Filipino citizens or foreign nationals. There were no issuances of additional common shares in 2024 and 2023.

The Company's track record of capital stock follows:

	Number of shares registered	Issue/ offer price	Date of SEC approval	Number of Holders as of yearend
Listing by way of introduction	10,000,000,000	₱0.01	Mar. 24, 1970	
Additions:				
	2,500,000,000	0.01	Mar. 23, 1981	
	37,500,000,000	0.01	Aug. 5, 1988	
	50,000,000,000	0.01	Nov. 14, 1989	
	100,000,000,000	0.01	May 31, 1995	
December 31, 2015	200,000,000,000			11,859
Deduct: Movement	—			(32)
December 31, 2016	200,000,000,000			11,827
Deduct: Movement	—			(121)
December 31, 2017	200,000,000,000			11,706
Deduct: Movement	—			(74)
December 31, 2018	200,000,000,000			11,632
Deduct: Movement	—			(29)
December 31, 2019	200,000,000,000			11,603
Deduct: Movement	—			(9)
December 31, 2020	200,000,000,000			11,594
Deduct: Movement	—			(25)
December 31, 2021	200,000,000,000			11,569
Deduct: Movement	—			(24)
December 31, 2022	200,000,000,000			11,545
Deduct: Movement	—			(21)
December 31, 2023	200,000,000,000			11,524
Deduct: Movement	—			(23)
December 31, 2024	200,000,000,000			11,501



Cash Dividends

The following are the dividends declared on the Company's common shares:

Cash Dividend per share	Cash Dividend Amount	Declaration Date	Record Date	Payment Date
\$0.00001 or PhP0.0005	\$1,717,770	May 24, 2024	June 21, 2024	July 12, 2024
\$0.00001 or PhP0.0005	\$1,794,076	June 28, 2023	July 27, 2023	August 18, 2023
\$0.00001 or PhP0.0005	\$1,835,401	June 23, 2022	July 22, 2022	August 16, 2022

As of December 31, 2024 and 2023, retained earnings available for dividend declaration amounted to \$4.70 million and \$4.97 million, respectively.

15. General and Administrative Expenses

	2024	2023
Staff costs	\$612,546	\$572,783
Professional fees	37,343	38,129
Rent (Note 19)	30,135	28,055
Transportation and communication	12,058	15,165
Association and membership fees	11,774	11,431
Messengerial services	9,459	9,642
Taxes and licenses	4,264	60,813
Advertising and publication	1,349	1,552
Utilities	1,079	1,836
Insurance	868	1,070
Bank charges	239	256
Entertainment, amusement and recreation	628	496
Others	23,672	74,580
	\$745,414	\$815,808

Others include Philippine Depository and Trust Corporation (PDTC) fees, filing fees, office supplies, seminar and trainings, representation and repairs and maintenance.

16. Other Income (Charges)

Other charges for 2024 and 2023 pertain to the accretion interest of the asset retirement obligation amounting to \$0.04 million and \$0.06 million, respectively, related to Galoc (see Note 13).

17. Retirement Plan

The Company has a funded, noncontributory defined benefit type of retirement plan covering substantially all of its employees. The benefits are based on defined contribution formula with a minimum lump-sum guarantee of one (1) month for every year of service up to 20 years and 1.5 months in excess of 20 years.



Under the existing regulatory framework, Republic Act (RA) 7641, The Retirement Pay Law, requires a provision for retirement pay to qualified private sector employees in the absence of any retirement plan in the entity, provided, however, that the employee's retirement benefits under any collective bargaining and other agreements shall not be less than those provided under the law. The law does not require minimum funding of the plan. The Company's retirement plan meets the minimum retirement benefit specified under RA 7641. The Company updates the actuarial valuation every year by hiring the services of a third party professionally qualified actuary. The latest actuarial report was for the year ended December 31, 2024.

Components of pension expense in the separate statements of income included in general and administrative expenses under 'Staff costs' account are as follows:

	2024	2023
Current service cost	\$40,264	\$35,633
Interest cost on defined benefit obligation	5,620	2,362
Total pension expense	\$45,884	\$37,995

Changes in the present value of defined benefit obligation follow:

	2024	2023
Balances at beginning of year	\$704,716	\$597,762
Current service cost	40,264	35,633
Interest cost on defined benefit obligation	41,091	42,938
Foreign currency translation adjustment	(30,006)	4,075
Remeasurement losses (gains) arising from:		
Experience adjustments	(59,830)	(7,578)
Financial assumptions	645	31,886
Benefits paid directly from book reserve	(37,950)	—
Balances at end of year	\$658,930	\$704,716

	2024	2023
Fair value of plan assets at beginning of period	\$608,478	\$564,884
Net interest	35,471	40,613
Foreign currency translation adjustment	(26,058)	—
Remeasurement gain (loss)	42,186	2,981
Fair value of plan assets at end of period	\$660,077	\$608,478

The amount of remeasurement gain recognized in OCI:

	2024	2023
Remeasurement gain/(loss) on retirement benefits liability	\$101,301	(\$25,255)
Income tax effect	25,325	(6,314)
	\$75,976	(\$18,941)



The table below shows the movement analysis of remeasurement loss on retirement benefits liability in the statements of financial position as at December 31, 2024 and 2023:

	2024	2023
Balance at beginning of year	\$149,291	\$168,232
Remeasurement gain (loss) arising from actuarial changes	75,976	(18,941)
Balance at end of year	\$225,267	\$149,291

Retirement benefit obligation as presented in the parent company statements of financial position:

	2024	2023
Present value of defined benefit obligation	\$658,930	\$704,716
Fair value of plan assets	(660,077)	(608,478)
Effect of the Asset Ceiling	65	—
Retirement benefit obligation	(\$1,082)	\$96,238

The principal actuarial assumptions used in determining the pension liability for the Company's plan follow:

	2024	2023
Rate of salary increase	5.70%	5.70%
Discount rate	6.07%	6.09%

The sensitivity analysis below has been determined based on reasonably possible changes of each significant assumption on the defined benefit obligation as of the end of the reporting period, assuming all other assumptions were held constant:

		Effect on defined benefit obligation	
		2024	2023
Increase (decrease)			
Discount rates	+100 basis points	(\$30,276)	(\$30,487)
	-100 basis points	34,620	34,671
Future salary increases	+1.00%	\$34,402	\$34,459
	-1.00%	(30,867)	(30,867)

It should be noted that the changes assumed to be reasonably possible at the valuation date are open to subjectivity, and do not consider more complex scenarios in which change other than those assumed may be deemed to be more reasonable.

Shown below is the maturity analysis of the undiscounted benefit payments as of December 31, 2024 and 2023:

	2024	2023
Less than 1 year	\$418,351	\$422,766
More than 1 year to 5 years	60,693	136,683
More than 5 years	315,523	332,191

The average duration of the defined benefit obligation is 4.9 years and 4.6 years as of December 31, 2024 and 2023, respectively.



18. Income Tax

Provision for (benefit from) income tax consists of:

	2024	2023
Current		
MCIT	\$14,488	\$9,442
Final	521,901	491,118
	536,389	500,560
Deferred	(2,829)	(122,858)
	\$533,560	\$377,702

The Company's net deferred tax liabilities as of December 31, 2024 and 2023 are detailed below:

	2024	2023
<i>Profit and Loss</i>		
Deferred tax assets on:		
NOLCO	\$354,822	\$337,400
Provision for plug and abandonment	280,764	271,453
Unamortized past service cost	97,474	111,399
Pension liability	75,360	24,059
Excess of MCIT over RCIT	30,410	—
	838,830	744,311
Deferred tax liability on:		
Excess of book over tax base of property and equipment	(2,764,239)	(2,595,464)
Unrealized foreign exchange gain	(153,847)	(229,999)
ARO asset	(20,325)	(21,258)
	(\$2,938,411)	(\$2,846,721)
Deferred tax liabilities – net	(\$2,099,581)	(\$2,102,410)
<i>Other Comprehensive Income</i>		
Deferred tax liability		
Remeasurement on pension liability	(\$75,089)	(\$49,764)
Net Deferred tax liabilities	(\$2,174,670)	(\$2,152,174)

The Company did not recognize any deferred tax asset for excess MCIT over RCIT amounting to \$21,841 as at December 31, 2023.

NOLCO

On September 30, 2020, the BIR issued Revenue Regulations No. 25-2020 implementing Section 4(bbbb) of “Bayanihan to Recover As One Act” which states that the NOLCO incurred for taxable years 2020 and 2021 can be carried over and claimed as a deduction from gross income for the next five (5) consecutive taxable years immediately following the year of such loss.

The Company has incurred NOLCO which can be claimed as deduction from the regular taxable income for the next three (3) consecutive taxable years, as follows:

Year Incurred	Amount	Expired	Balance	Expiry Year
2019	\$1,930,534	(\$1,930,534)	\$—	December 31, 2022
2022	124,154	—	124,154	December 31, 2025
2023	194,467	—	194,467	December 31, 2026
2024	69,685	—	69,685	December 31, 2027
	\$2,318,840	(\$1,930,534)	\$388,306	



The Company has incurred NOLCO which can be claimed as deduction from the regular taxable income for the next five (5) consecutive taxable years pursuant to the Bayanihan to Recover As One Act.

Year Incurred	Amount	Applied/Expired	Balance	Expiry Year
2020	\$1,030,982	\$—	\$1,030,982	December 31, 2025

Excess of Minimum Corporate Income Tax over RCIT

As of December 31, 2023, the Company's Minimum Corporate Income Tax (MCIT) amounting due was higher than RCIT. The difference of MCIT over RCIT can be claimed as deduction against regular taxable income for the next three (3) consecutive years pursuant to Section 27(E) of the National Internal Revenue Code, as follows:

Year Incurred	Amount	Applied/Expired	Balance	Expiry Year
2024	\$13,476	\$—	\$13,476	December 31, 2027
2023	9,441	—	9,441	December 31, 2026
2022	6,364	—	6,364	December 31, 2025
2021	6,036	—	6,036	December 31, 2024
	<u>\$35,317</u>	<u>\$—</u>	<u>\$35,317</u>	

The reconciliation of the statutory income tax rate to the effective income tax follows:

	2024	2023
Statutory income tax rate	25.00%	25.00%
Tax effects of:		
Nondeductible expense	35.76	9.98
Changes in unrecognized deferred tax assets	—	(0.51)
Dividend income	(7.33)	(8.84)
Interest income subjected to final tax	(15.51)	(2.95)
Income exempt from tax	(14.73)	(13.83)
Effective income tax rate	23.19%	8.85%

19. Related Party Transactions

Parties are related if one party has the ability, directly or indirectly, to control the other party or exercise significant influence over the other party in making financial and operating decisions; and the parties are subject to common control. Related parties may be individuals or corporate entities.

The Company's material related party transactions (MRPT) pertaining to transactions made with the same related party, which are, individually or in aggregate over a twelve (12) – month period amounting to ten percent (10%) or higher of the Company's total consolidated assets based on its latest audited financial statements shall be reviewed by the Company's audit committee before the transaction is executed and commenced. If not identified beforehand, the MRPT shall be immediately reviewed by the Audit Committee upon its identification.

All individual MRPTs shall be approved by at least two-thirds (2/3) vote of the Board of Directors, with at least a majority of the Independent Directors voting to approve the MRPT. In case that a majority of the Independent Directors' vote is not secured, the MRPT may be ratified by the vote of the stockholders representing at least two-thirds (2/3) of the outstanding capital stock. Aggregate RPT transactions within a twelve (12) – month period that meets or breaches the materiality threshold shall require the same Board approval.



The amounts and the balances arising from the significant related party transactions are as follow:

2024				
	Amount/ Volume	Outstanding Balance	Terms	Conditions
<i>Entities under common control of JGSHI</i>				
a. Rent (Note 15)	\$30,315	\$—	Noninterest-bearing payable on demand	Unsecured
<i>Subsidiaries</i>				
a. Due to a subsidiary	20,797	19,671,598	On demand, non-interest bearing	Unsecured, no impairment
2023				
	Amount/ Volume	Outstanding Balance	Terms	Conditions
<i>Entities under common control of JGSHI</i>				
a. Cash and cash equivalents (Note 6)	\$—	\$4,168,380	Interest-bearing at prevailing market rate; 5.00% to 5.80% per annum; due and demandable	No impairment
b. Interest income	42	—	—	—
c. Rent (Note 15)	28,055	—	Noninterest-bearing payable on demand	Unsecured
<i>Subsidiaries</i>				
a. Due to a subsidiary	20,797	19,652,423	On demand, non-interest bearing	Unsecured, no impairment

- a. The Company has money market placements with an affiliated bank, a subsidiary of a stockholder.
- b. The Company entered into a lease agreement with an affiliate covering the office space it occupies, which is renewable annually. The Company applied the ‘short-term lease’ and lease of ‘low-value assets’ recognition exemption for these leases. Total rental expense recognized in general and administrative expenses under the parent company statements of income under these lease agreements amounted to \$31,315 and \$28,055 for the years ended December 31, 2024 and 2023, respectively.

Compensation of key management personnel of the Company follows:

	2024	2023
Short-term employee benefits	\$309,618	\$292,036
Post-employment benefits	42,550	34,172
	\$352,168	\$326,208



20. Financial Risk Management Objectives and Policies

The Company's principal financial instruments comprise of cash and cash equivalents, receivables, equity instruments at FVOCI, debt instruments at amortized cost, and accounts and other payables (excluding statutory liabilities). The main objectives of the Company's financial risk management are as follow:

- to identify and monitor such risks on an ongoing basis;
- to minimize and mitigate such risks; and
- to provide a degree of certainty about costs.

The main risks arising from the Company's financial instruments are liquidity, credit, foreign currency, and equity price risk.

The Company's risk management policies are summarized below:

a) *Liquidity risk*

Liquidity risk is the risk that an entity will encounter difficulty in meeting obligations associated with financial liabilities. The Company seeks to manage its liquidity profile to be able to finance its operations, capital expenditures and service maturing debts.

The Company monitors its cash flow position and overall liquidity position in assessing its exposure to liquidity risk. The Company maintains a level of cash and cash equivalents deemed sufficient to finance operations and to mitigate the effects of fluctuation in cash flows.

As of December 31, 2024 and 2023, all financial liabilities are expected to mature within one (1) year. All commitments up to a year are either due within the time frame or are payable on demand.

The table below summarizes the maturity profile of the Company's financial assets and liabilities based on remaining undiscounted contractual obligations:

	2024			Total
	On Demand	Less than a year	One year or more	
Financial Assets				
Cash and cash equivalents	\$22,914,117	\$-	\$-	\$22,914,117
Receivables:				
Due from operators	-	136,330	-	136,330
Interest receivable	-	318,684	-	318,684
Dividend receivable	-	202,587	-	202,587
Investments:				
Equity instruments at FVOCI	-	-	18,308,175	18,308,175
Debt instruments at amortized cost	-	5,041,886	30,201,848	35,243,734
Total	\$22,914,117	\$5,699,487	\$48,510,023	\$77,123,627
Other Financial Liabilities				
Accounts and other payables*	\$944,868	\$-	\$-	\$944,868
Due to a subsidiary	19,671,598	-	-	19,671,598
Total	\$20,616,466	\$-	\$-	\$20,616,466

*Excludes statutory payables



	2023			Total
	On Demand	Less than a year	One year or more	
Financial Assets				
Cash and cash equivalents	\$17,186,715	\$–	\$–	\$17,186,715
Receivables:				
Due from operators	–	136,330	–	136,330
Interest receivable	–	363,252	–	363,252
Dividend receivable	–	207,205	–	207,205
Investments:				
Equity instruments at FVOCI	–	–	21,212,455	21,212,455
Debt instruments at amortized cost	–	6,028,758	30,789,587	36,818,345
Total	\$17,186,715	\$6,735,545	\$52,002,042	\$75,924,302
Other Financial Liabilities				
Accounts and other payables*	\$831,590	\$–	\$–	\$831,590
Due to a subsidiary	19,652,423	–	–	19,652,423
Total	\$20,484,013	\$–	\$–	\$20,484,013

*Excludes statutory payables

Correspondingly, the financial assets that can be used by the Company to manage its liquidity risk consist of cash and cash equivalents, receivables and equity instruments at FVOCI as of December 31, 2024 and 2023, which are usually on demand or collectible within a term of 30 days.

b) *Credit risk*

Credit risk is the risk that a counterparty will not meet its obligations under a financial instrument or customer contract, leading to a financial loss. The Company trades only with its dealers. Receivable balances are monitored on an ongoing basis with the result that the Company's exposure to bad debts is not significant. As of December 31, 2024 and 2023, the Company only has trade receivables from the operator of SC 14 pertaining to proceeds of crude liftings. These receivables are under the current, and not past due classification. The Company does not expect a probability of default based on historical experiences and given that the receivable is supported by a distribution agreement from the consortium operator.

The investment of the Company's cash resources is managed to minimize risk while seeking to enhance yield. The holding of debt instruments at amortized cost exposes the Company to credit risk of the counterparty, with a maximum exposure equal to the carrying amount of the financial assets, if the counterparty is unwilling or unable to fulfill its obligation. Credit risk management involves entering into transactions with counterparties that have acceptable credit standing.

The Company's debt investments measured at amortized cost comprise solely of quoted bonds that are graded in the top investment category (Very Good and Good) by credit rating agencies and therefore, are considered to be low credit risk investments.

The table below shows the maximum exposure to credit risk for the components of the separate statements of financial position:

	2024	2023
Financial assets at amortized cost		
Cash in banks and cash equivalents	\$22,913,939	\$17,186,535
Due from operators	136,330	136,330
Interest receivable	318,684	363,252
Dividends receivable	202,587	207,205
Other receivables	4,714	1,686
Debt instruments at amortized cost	35,243,734	36,818,345
	\$58,819,988	\$54,713,353



c) *Foreign currency risk*

Foreign currency risk is the risk that the fair value or future cash flows of a financial instrument will fluctuate because of changes in foreign exchange rates. The Company's principal transactions are carried out in Philippine Peso and its exposure to foreign currency exchange risk arises from purchases in currencies other than the Company's functional currency. The Company believes that its profile of foreign currency exposure on its assets and liabilities is within conservative limits in the type of business in which the Company is engaged.

The Company's foreign exchange risk results primarily from movements of U.S. Dollar against other currencies. As a result of the Company's investments and other transactions in Philippine Peso, the separate statements of income can be affected significantly by movements in the U.S. Dollars.

The following table shows the foreign currency-denominated assets and liabilities expressed in Philippine Peso (PHP) and their U.S. Dollar (USD) equivalents as of December 31:

	2024		2023	
	In PHP ⁽¹⁾	In USD	In PHP ⁽¹⁾	In USD
Financial Assets				
Cash and cash equivalents	₱1,329,339,268	\$22,914,117	₱463,693,517	\$8,344,764
Dividend receivable	11,752,874	207,587	11,513,778	207,205
Interest receivable	13,289,318	228,539	15,068,365	271,175
Equity instruments at FVOCI	1,062,130,493	18,308,175	1,178,712,465	21,212,455
Debt instruments at amortized cost	1,754,560,000	30,243,734	2,045,885,000	36,818,345
	4,171,071,953	71,902,152	3,714,873,125	66,853,944
Other Financial Liabilities				
Accounts and other payables	46,193,850	930,380	46,193,850	831,591
Net foreign currency- denominated assets	₱4,124,878,103	\$70,971,772	₱3,668,679,275	\$66,022,353

¹ The exchange rates used as of December 31, 2024 and 2023 are \$0.01718 to ₱1 and \$0.01800 to ₱1, respectively.

The following table demonstrates sensitivity to a reasonably possible change in the Philippine Peso exchange rate, with all other variables held constant, of the Company's income before income tax in 2024 and 2023. There is no other impact on the Company's equity other than those already affecting income.

The sensitivity is based on the historical volatility of exchange rate of US Dollar against Philippine Peso during the current year. The analysis is based on the assumption that current year's volatility will be the same in the following year.

	Change in PHP rate	Effect on income before income tax
2024	+1.95%	\$1,171,194
	-2.14%	(1,412,878)
2023	+1.68%	\$1,203,189
	-1.14%	(815,064)

d) *Equity price risk*

Equity price risk is the risk that the fair values of investments in quoted equity securities could decrease as a result of changes in the prices of equity indices and the value of individual stocks. The Company is exposed to equity securities price risk because of investments held by the Company, which are classified in the separate statements of financial position as Equity instruments at FVOCI.



The following table shows the sensitivity of the Company's equity (through OCI) from changes in the carrying value of the Company's equity instruments at FVOCI and AFS investments due to reasonably possible changes in the Philippine Stock Exchange index (PSEi), with all other variables held constant. The analysis links PSEi changes, which proxies for general market movements, to individual stock prices through adjusted betas of each individual stock. Betas are coefficients depicting the sensitivity of individual stock prices to market movements.

The sensitivity is based on the historical volatility of PSEi for the current year. The analysis is based on the assumption that current year's PSEi volatility will be the same in the following year:

	Percentage Change in PSEi	Effect on income before income tax
2024	+0.87%	\$15,477
	-0.87%	(15,477)
2023	+11.90%	\$73,580
	-11.90%	(73,580)

Capital Management

The primary objective of the Company's capital management is to ensure that it maintains a strong credit rating in order to support its business and maximize shareholder value.

The Company manages its capital structure and makes adjustments to it, in light of changes in economic conditions. To maintain or adjust the capital structure, the Company may adjust the dividend payment to shareholders or issue new shares.

The Company considers its capital stock, net of any subscription receivable, and retained earnings which amounted to \$91.64 million and \$91.59 million as of December 31, 2024 and 2023, respectively, as its capital employed. No changes were made in the objectives, policies or processes during the years ended December 31, 2024 and 2023.

Fair Values

Due to the short-term nature of the transactions, the carrying values of cash and cash equivalents, receivables, accounts and other payables (excluding statutory liabilities) approximate the fair value.

The fair value of the equity instruments at FVOCI that are actively traded in organized financial markets is determined by reference to quoted market bid prices at the close of business as of the reporting date.

The fair value of the debt instruments at amortized cost that are actively traded in organized financial markets is determined by reference to quoted market bid prices at the close of business as of the reporting date. Fair value of debt instruments at amortized cost amounted to \$35.33 million and \$36.05 million, while its carrying amounts are \$35.24 million and \$36.82 million as at December 31, 2024 and 2023, respectively (see Note 9).

Fair Value Hierarchy

The Company uses the following hierarchy for determining and disclosing the fair value of financial instruments by valuation technique:



As at December 31, 2024 and 2023, set out below is table of financial assets measured under Level 1. There has been no transfer from Level 1 to Level 2 or 3 categories in 2024 and 2023.

	2024		
	Fair value measurement using		
	Quoted prices in active market (Level 1)	Significant observable inputs (Level 2)	Significant unobservable inputs (Level 3)
Equity instruments at FVOCI	\$18,308,175	\$–	\$–

	2023		
	Fair value measurement using		
	Quoted prices in active market (Level 1)	Significant observable inputs (Level 2)	Significant unobservable inputs (Level 3)
Equity instruments at FVOCI	\$21,212,455	\$–	\$–

21. Basic/Diluted Earnings Per Share

The Company's earnings per share were computed as follows:

	2024	2023
Net income	\$1,767,337	\$3,891,704
Divided by weighted average number of common shares outstanding	200,000,000,000	200,000,000,000
	\$0.000009	\$0.000019

For the years ended December 31, 2024 and 2023, there were no outstanding potentially dilutive common shares.

22. Subsequent Events

Application for Development and Production Petroleum Service Contract (DPPSC) – SC 14C1 Galoc Block

On March 26, 2025, the Consortium, through its Operator, NPG Pty Ltd, submitted a Letter of Intent to apply for a Development and Production Petroleum Service Contract (DPPSC) for the Galoc oilfield under the DOE Department Circular 2023-12-0033. The Consortium already submitted the necessary documents for the application for a DPPSC. SC 14C1 will expire on December 17, 2025. As of audit report date, the application of the renewal of SC 14C1 is in progress.



**INDEPENDENT AUDITOR'S REPORT
ON THE SUPPLEMENTARY INFORMATION
REQUIRED UNDER REVENUE REGULATIONS 15-2010**

The Stockholders and Board of Directors
Oriental Petroleum and Minerals Corporation
34th Floor, Robinsons Equitable Tower
ADB Avenue, Ortigas Center, Pasig City

We have audited in accordance with Philippine Standards of Auditing, the parent company financial statements of Oriental Petroleum and Minerals Corporation as at and for the years ended December 31, 2024 and 2023 and have issued our report thereon dated April 14, 2025. Our audits were conducted for the purpose of forming an opinion on the basic parent company financial statements taken as a whole. The supplementary information required under Revenue Regulations 15-2010 for the year ended December 31, 2024 is presented for purposes of filing with the Bureau of Internal Revenue and is not a required part of the basic parent company financial statements. The information is also not required by the Revised Securities Regulation Code Rule 68. Revenue Regulations 15-2010 requires the information to be presented in the notes to parent company financial statements. Such information is the responsibility of the management of Oriental Petroleum and Minerals Corporation. The information has been subjected to the auditing procedures applied in our audit of the basic parent company financial statements. In our opinion, the information is fairly stated, in all material respects, in relation to the basic parent company financial statements taken as a whole.

SYCIP GORRES VELAYO & CO.

Jennifer D. Ticlao

Jennifer D. Ticlao

Partner

CPA Certificate No. 109616


Tax Identification No. 245-571-753

BOA/PRC Reg. No. 0001, April 16, 2024, valid until August 23, 2026

BIR Accreditation No. 08-001998-110-2023, September 12, 2023, valid until September 11, 2026

PTR No. 10465392, January 2, 2025, Makati City

April 14, 2025



ORIENTAL PETROLEUM AND MINERALS CORPORATION
SUPPLEMENTARY TAX INFORMATION REQUIRED UNDER
REVENUE REGULATIONS (RR) NO. 15-2010
DECEMBER 31, 2024

In compliance with Bureau of Internal Revenue (BIR) Revenue Regulations (RR) 15-2010 issued on November 25, 2010, mandating all taxpayers to disclose information on taxes and license fees paid or accrued during the taxable year, the Company reported and/or paid the following types of taxes in 2024:

The Company reported and/or paid the following types of taxes in 2024:

a. Value-added Taxes (VAT)

Section 12(a) of Presidential Decree No. 87 (PD 87) otherwise known as “An Amended Act to Promote the Discovery and Production of Indigenous Petroleum and Appropriate Funds Therefor” provides for the exemption of the Company from all taxes except income tax. In relation to the aforementioned Act, the Company has no payment of value-added tax and excise tax.

b. Taxes and Licenses

Taxes and licenses presented under the “Taxes and other licenses” account lodged under the ‘General and administrative expenses’ amounting ₱238,731 (\$4,264) in 2024 which pertains to business tax, community tax certificate fee and other registration fees.

c. Withholding Taxes

Withholding taxes for the year ended December 31, 2024 consist of:

	In Philippine Peso	Equivalent US Dollar
Final withholding taxes on interest income	₱30,114,028	\$521,901
Final withholding taxes on dividends declared	5,678,223	98,170
Withholding taxes on compensation and benefits	5,837,521	101,601
Expanded withholding taxes	367,856	6,357
	<u>₱41,997,628</u>	<u>\$728,029</u>

Tax Assessments and Cases

As at December 31, 2024, the Company has no tax assessments and tax cases, litigation and/or prosecution in tax courts and bodies within and outside the administration of the Bureau of Internal Revenue (BIR).