

COVER SHEET

4 0 0 5 8

SEC Registration Number

O R I E N T A L P E T R O L E U M A N D M I N E R A L S
C O R P O R A T I O N

(Company's Full Name)

3 4 t h F l o o r , R o b i n s o n s E q u i t a b l e T
o w e r , A D B A v e n u e , O r t i g a s C e n t e r ,
P a s i g C i t y

(Business Address: No. Street City/Town/Province)

Vicente O. Caoile, Jr.
Corporate Secretary

(Contact Person)

8633-7631

(Company Telephone Number)

1 2 3 1

Month Day
(Fiscal Year)

S E C F O R M - 2 0 - I S

(Form Type)

5/24

Month Day
(Annual Meeting)

Definitive Information Statement

[]

(Secondary License Type, If Applicable)

[]

Dept. Requiring this Doc.

[]

Amended Articles Number/Section

[]

Total No. of Stockholders

[]

Domestic

[]

Foreign

To be accomplished by SEC Personnel concerned

[]

File Number

LCU

[]

Document ID

Cashier

STAMPS

Remarks: Please use BLACK ink for scanning purposes.



ORIENTAL PETROLEUM AND MINERALS CORPORATION

34th Floor, Robinsons Equitable Tower, ADB Avenue, Ortigas Center, Pasig City
☎: 633-7631 to 40, 637-1670 to 79 Extensions 277, 278, 279, 280, 281 • 📠: 395-2586

3 May 2024

SECURITIES AND EXCHANGE COMMISSION

17th Floor, SEC Headquarters, 7907 Makati Avenue
Salcedo Village, Bel-air, Makati City

Attention: **Atty. Oliver O. Leonardo**
Director, Markets and Securities Regulation Department

Re: **Comments on Preliminary Information Statement**

Dear Atty. Leonardo:

This is in reference to the comments of the SEC MSRDC that was received by ORIENTAL PETROLEUM AND MINERALS CORPORATION (the "Corporation") through electronic mail on 23 April 2024, directing the Corporation to disclose the information required under SRC Rule 20 of the Securities Regulation Code (SRC) and Section 49 of the Revised Corporation Code (RCC) in the Definitive Information Statement (DIS) and Management Report to be submitted prior to distribution to stockholders.

Please be advised that the Corporation has complied with the above directives, as follows:

Information Required	Page Reference in the Definitive Information Statement
Management Report Attachments	
1. Interim Period <ul style="list-style-type: none">■ Interim Unaudited Statement of Financial Position most recent quarter with comparative figures as of the end of the preceding fiscal year■ Statement of Comprehensive Income, Statement of Cash Flow and Statements of Changes in Equity for the most recent quarter with comparative figures for period ending of the same quarter of the preceding year	Please see page 280 of 335 of the Definitive Information Statement for the interim unaudited financial statements for the quarterly period ended and as of March 31, 2024.
2. Management Discussion and Analysis Interim Periods <ul style="list-style-type: none">■ Discussion of the Registrant's Financial Condition, Changes in Financial Condition and Results of Operations for each of the last three fiscal years.■ If FS shows losses from operation, explain the cause underlying these losses and the steps the registrant has taken or is taking to address these causes.■ Past and future financial condition and results of operation, with particular emphasis on the prospects for the future.■ Key variable and other qualitative and quantitative factors.■ Top key performance indicators with discussion of the manner by which the company calculates or identifies the indicators presented on a comparable basis.	Please see page 280 of 335 of the Definitive Information Statement for the interim unaudited financial statements for the quarterly period ended and as of March 31, 2024.
Information required under Section 49 of the Revised Corporation Code	
3. At each regular meeting of stockholder, the Board of Directors shall endeavor to present to stockholders the following:	The Minutes of the Annual Meeting of the Stockholders held on June 28, 2023 may be viewed and/or downloaded at

<p>a. Minutes of the most recent regular meeting which shall include, among others:</p> <ol style="list-style-type: none"> 1. Description of the voting and vote tabulation procedures used in the previous meeting 2. Description of the opportunity given to stockholders to ask questions and a record of the questions asked and answers given 3. The matters discussed and resolutions reached 4. A record of the voting results for each agenda item 5. List of the directors, officers and stockholders who attended the meeting 	<p>https://opmc.com.ph/wp-content/uploads/Minutes-of-the-Regular-Annual-Stockholders-Mtg_June282023-1.pdf</p> <p>Please also see page 26 of 335 of the Definitive Information Statement under Item 15. Action with Respect to Reports.</p> <p>The shareholders were allowed to cast their votes on each agenda item presented to them for approval. The shareholders were also given the opportunity to ask questions, express opinion, and make suggestions on various issues related to the Corporation. Under the rules and procedures for the meeting, the stockholders were requested to send their questions or comments on the items in the Agenda by email on or before June 22, 2023. No questions or comments were received on the set deadline.</p> <p>Please refer to Pages 26-29 of 335 of the Definitive Information Statement under Item 15. Action with Respect to Reports for the matters discussed and resolutions reached.</p> <p>Please refer to Pages 26-29 of 335 of the Definitive Information Statement under Item 15. Action with Respect to Reports for the results of the voting for each agenda item.</p> <p>Please refer to Pages 26-29 of 335 of the Definitive Information Statement under Item 15. Action with Respect to Reports for the website link to the 2023 ASM Minutes. The final attendance may be viewed at https://opmc.com.ph/wp-content/uploads/Minutes-of-the-Regular-Annual-Stockholders-Mtg_June282023-1.pdf</p>
--	--

Please find attached hereto the Corporation's Definitive Information Statement and Management Reports in relation to the Annual Meeting of the Stockholders of the Corporation to be held on 24 May 2024.


Further, as directed, we also submit a copy of the Affidavit of Publication on the publish Notice of Meeting pursuant to SEC Notice of February 23, 2024.

Thank you very much.

Very truly yours,

Oriental Petroleum and Minerals Corporation

By:


ATTY. VICENTE O. CAOILE, JR.
 Corporate Secretary and
 Corporate Information Officer



ORIENTAL PETROLEUM AND MINERALS CORPORATION

34th Floor, Robinsons Equitable Tower, ADB Avenue, Ortigas Center, Pasig City
☎: 633-7631 to 40, 637-1670 to 79 Extensions 277, 278, 279, 280, 281 • 📠: 395-2586

NOTICE OF ANNUAL MEETING OF THE STOCKHOLDERS

NOTICE IS HEREBY GIVEN that the Annual Meeting of the stockholders of **ORIENTAL PETROLEUM AND MINERALS CORPORATION** will be conducted through remote communication **via Microsoft Teams platform at this link: <https://bit.ly/OPMASM2024> on Friday, May 24, 2024, 10:30 AM.**, pursuant to the resolution of the Board of Directors adopted in accordance with the By-Laws. The agenda of the meeting is as follows:

- I. Call to order
- II. Proof of due notice of meeting and determination of quorum
- III. Approval of the Minutes of the Annual Meeting held on June 28, 2023
- IV. Reports of Officers and Approval of the Annual Report
- V. Ratification of all acts and resolutions of the Board of Directors and Management from the date of the last annual stockholders' meeting until the date of this meeting
- VI. Election of the members of the Board of Directors
- VII. Appointment of External Auditors
- VIII. Other matters
- IX. Adjournment

Stockholders may participate in the meeting via remote communication. Stockholders intending to participate via remote communication must notify the Corporation by email to orientalpetroleum@opmc.com.ph on or before **May 17, 2024** and provide the following information: (1) Name; (2) Email Address; (3) Contact Number; (4) Postal Address; and (5) scanned copy of any valid government-issued identification card with photo of the stockholder.


Stockholders who wish to cast their votes may do so via the method provided for voting in absentia, or by accomplishing the proxy form to be sent together with the Information Statement. The procedures for attending the meeting via remote communication and for casting votes in absentia are explained further in the Information Statement.

Proxies on file with the Corporation will be recognized and/or used unless they have lapsed or have been specifically revoked or a new proxy is received by the Corporation.

Stockholders who wish to vote by proxy shall send the proxies via email to orientalpetroleum@opmc.com.ph or hard copies to The Office of the Corporate Secretary, 34F Robinsons Equitable Tower, ADB Avenue cor. Poveda Road, Ortigas Center, Pasig City not later than by the close of business hours, five (5) working days prior to the date of meeting, viz., not later than **5:00 P.M. on May 17, 2024**. Proxies received after the cut-off date shall not be recorded for this meeting. Validation of proxies will begin on **May 17, 2024**.

Pursuant to Article II, Section 6, par. 2 of the By-Laws, nominations for the position of directors, other than Independent Directors, must be received by the Corporate Secretary at least five (5) working days before the stockholders' meeting, i.e., not later than **5:00 P.M. on May 17, 2024**. Nominations for Independent Directors must be received by **5:00 P.M. on April 24, 2024**. No further nominations shall be considered or entertained after the respective cut-off dates.

Only stockholders of record as at the close of business hours on **April 24, 2024**, shall be entitled to notice of, and to vote at, this meeting


VICENTE O. CAOILE, JR.
Corporate Secretary

REPUBLIC OF THE PHILIPPINES)
) S.S
Quezon City, Metro Manila)

AFFIDAVIT OF PUBLICATION

I, **BERNARD E. ENOLVA**, Filipino, of legal age, being first duly sworn according to law, declare and testify :

That I am the **Billing & Collection Manager** of BUSINESSWORLD, a newspaper of general circulation in the Philippines, with editorial and business offices at #95 Balete Drive Extension, New Manila, Quezon City.

That the order of the **ORIENTAL PETROLEUM AND MINERALS CORPORATION** entitled **NOTICE OF THE REGULAR ANNUAL MEETING OF THE STOCKHOLDERS**

Text of which could be described as follows:

as per attached clipping.

has been published in the BUSINESSWORLD in its issue(s) of **MAY 2 & 3, 2024**


FURTHER AFFIANT SAYETH NOT.

Quezon City, Metro Manila


BERNARD E. ENOLVA
Affiant

3RD

SUBSCRIBED AND SWORN to before me this day of **MAY** affiant having exhibited to me his/her Driver's License ID with No. N02-17-016165.


GARY A. SANCIO
Notary Public

Until December 31, 2024
Adm. Matter No. 177
Roll No. 44261

IBP No. 1082447 (LIFETIME)/06-30-17/Q.C.
PTR No. 5573890/1-04-2024/Q.C
MCLE Compliance No. VII-0011638/03-01-22

Doc. No. **386**
Page No. **79**
Book No. **XI**
Series of **2024**

REPUBLIC OF THE PHILIPPINES)
CITY OF MANILA) s.s.

AFFIDAVIT OF PUBLICATION

I, **MARIQUITA O. ADRIANO**, of legal age, single, Filipino and with office address at c/o **PhilSTAR Daily, Inc.**, Amvel Business Park, Dr. A. Santos Ave., Brgy. San Dionisio, Parañaque City, after being duly sworn to in accordance with law depose.

That I am the **ADVERTISING MANAGER** of the **PhilSTAR Daily, Inc.** a domestic corporation duly organized and existing under by virtue of Philippine laws with office and business address at Amvel Business Park, Dr. A. Santos Ave., Brgy. San Dionisio, Parañaque City.

That the said corporation publishes **The Philippine STAR**, a daily broadsheet newspaper published in English and of general circulation.

That the order of _____
ORIENTAL PETROLEUM AND MINERALS CORP.

Captioned as follows: NOTICE OF THE REGULAR ANNUAL MEETING OF STOCKHOLDERS

(Please see attached printed text) had been published in **The Philippine STAR** in its issue/s of: _____
May 2 & 3 2024

FURTHER AFFIANT SAYETH NAUGHT.
Manila, Philippines


MARIQUITA O. ADRIANO
Affiant

SUBSCRIBED AND SWORN to before me this 3rd day of May, 2024 affiant exhibited to me her Driver's License ID No. N25-09-013541.

Doc. No. 319
Page No. 65
Book No. XI
Series of 2024





ORIENTAL PETROLEUM AND MINERALS CORPORATION

34th Floor, Robinsons Equitable Tower, ADB Avenue, Ortigas Center, Pasig City
☎: 633-7631 to 40, 637-1670 to 79 Extensions 277, 278, 279, 280, 281 • 📠: 395-2586

CERTIFICATE

I, Vicente O. Caoile, Jr., of legal age, Filipino, with office address at the 34th Floor, Robinsons Equitable Tower, ADB Avenue corner Poveda Road, Ortigas Center, Pasig City, Metro Manila, hereby certify that:

1. I am the duly elected and qualified Corporate Secretary of Oriental Petroleum and Minerals Corporation (the "Corporation") with principal office address at the 34th Floor, Robinsons Equitable Tower, ADB Avenue corner Poveda Road, Ortigas Center, Pasig City, Metro Manila.
2. There are no directors, independent directors or officers of the Corporation who are currently appointed in any government agency or is an employee of any government agency or its instrumentalities.


ATTY. VICENTE O. CAOILE, JR.
Corporate Secretary

Subscribed and Sworn to before me this MAY 02 2024 at CITY OF SAN JUAN,
affiant exhibiting to me his government ID Passport No. P2148769B, valid until 13 May 2029.

Doc. No. 186
Page No. 39
Book No. 1
Series of 2024

Notary Public


ATTY. MICHAELLA G. RAMIREZ
NOTARY PUBLIC FOR SAN JUAN CITY, METRO MANILA
Appointment No. 002 (2023-2024)
Roll of Attorney No. 87067
IBP No. 343386; 05/10/2023; Bulacan
PTR No. 1703965; 05/11/2023; San Juan City
Admitted to the Bar on May 2, 2023
Suite 2501 Atlanta Centre, 31 Annapolis St. Greenhills, San Juan City



ORIENTAL PETROLEUM AND MINERALS CORPORATION

34th. Floor, Robinsons Equitable Tower, ADB Avenue, Ortigas Center, Pasig City
☎: 633-7631 to 40, 637-1670 to 79 Extensions 277, 278, 279, 280, 281 • 📠: 395-2586

EXPLANATION OF AGENDA ITEMS FOR ANNUAL STOCKHOLDERS' MEETING **MAY 24, 2024**

1. Call to Order

Mr. James L. Go, Chairman of the Board of Directors, will call the meeting to Order.

2. Certification of Notice of Meeting, Determination of Quorum and Rules of Conduct and Procedures.

The Corporate Secretary will certify the dates of publication of the notice at a newspaper of general circulation.

The Corporate Secretary will further certify whether a quorum is present for the valid transaction of the Annual Stockholders Meeting. The holders of record of a majority of the stock of the Corporation then issued and outstanding and entitled to vote, represented by proxy or participating through remote communication or voting in *absentia* shall constitute a quorum for the transaction of business.

The following are the rules of conduct and procedures for the meeting.

- (a) Stockholders may attend the meeting remotely at this link: <https://bit.ly/OPMASM2024>. Questions and comments may be sent via email prior to or during the meeting to orientalpetroleum@opmc.com.ph and shall be limited to the items in the Agenda of the meeting. Other channels may be opened to address questions and comments.
- (b) Stockholders must notify the Corporation of their intention to participate in the meeting by remote communication, by sending an email to orientalpetroleum@opmc.com.ph not later than **May 17, 2024**, to be included in the determination of quorum, together with stockholders who voted in *absentia* and by proxy.
- (c) For items on the agenda for approval, the affirmative vote of stockholders representing at least a majority of the issued and outstanding capital stock is required. Each outstanding share of stock entitles the registered holder one vote. The election of directors will be determined by plurality of votes and every stockholder shall be entitled to cumulate his votes. All votes received shall be tabulated by the Office of the Corporate Secretary and the results shall be validated by the Corporation's auditor.
- (d) The meeting proceedings will be recorded in audio and video format.

3. Approval of the Minutes of the Annual Meeting of the Stockholders on June 28, 2023.

The minutes of the meeting held on June 28, 2023 are available at the Company's website - https://opmc.com.ph/wp-content/uploads/Minutes-of-the-Regular-Annual-Stockholders-Mtg_June282023-1.pdf.

4. Approval of Annual Report and Audited Financial Statements as of December 31, 2023.

The audited financial statements (AFS) as of December 31, 2023 will be presented for approval of the stockholders. Prior thereto, the President and Chief Operating Officer, Mr. Robert Coyiuto, Jr., and Mr. Roy Ronald C. Luis, the Corporation's Director for Business Development and Operations, will deliver their report to the stockholders on the highlights of the Corporation's performance in 2023 and the outlook for 2024.

A copy of the Corporation's AFS was posted at the PSE EDGE website and the Company's website.

5. Ratification of the acts of the Board of Directors and Officers.

The acts and resolutions of the Board of Directors and its committees were those taken or adopted since the annual stockholder's meeting on June 28, 2023 until May 24, 2024, contracts and transactions entered into by the Corporation, corporate governance-related actions, and other matters covered by disclosures to the Securities and Exchange Commission (SEC) and the Philippine Stock Exchange (PSE). The acts of Management were those taken to implement the resolutions of the Board or its committees or made in the general conduct of business.

6. Election of the Board of Directors (including the Independent Directors)

Any Stockholder, including minority stockholders, may submit to the Nomination Committee nominations to the Board of Directors not later than **May 17, 2024**, save for Independent Directors whose nominations must be submitted not later than April 24, 2024. The Nomination Committee will determine whether the nominees for the Board, including the nominees for independent directors, have all the qualifications and none of the disqualifications to serve as members of the Board. The profiles of the nominees to the Board will be provided in the Information Statement and in the company website.

7. Election of External Auditor and Fixing of their Remuneration

The audit Committee will endorse to the Stockholder the appointment of the external auditor for the ensuing year as well as its proposed remuneration.

8. Consideration of such other Business as may properly come before the meeting

The Chairman will open the floor for comments and questions by the stockholders, and take up items included in the agenda received from stockholders in accordance with existing laws, rules and regulations of the Securities and Exchange Commission.

9. Adjournment

Upon determination that there are no other matters to be considered the Chairman shall declare the meeting adjourned.

SECURITIES AND EXCHANGE COMMISSION

**SEC FORM 20 – IS
Information Statement Pursuant to Section 20
of the Securities Regulation Code**

1. Check the appropriate box :
- Preliminary Information Statement
- Definitive Information Statement
2. Name of Registrant as specified in its charter : **ORIENTAL PETROLEUM AND MINERALS CORPORATION**
3. Province, country or other jurisdiction of incorporation or organization : **Metro Manila, Philippines**
4. SEC Identification Number : **SEC Registration No. 40058**
5. BIR Tax Identification Code : **TIN No. 000-483-747-000**
6. Address of principal office : **34th Floor, Robinsons Equitable Tower, ADB Avenue corner Poveda Road, Ortigas Center, Pasig City, Metro Manila**
7. Registrant's telephone number, including area code : **(632) 8633-7631 to 40**
8. Date, time and place of the meeting of security holders : **May 24, 2024
10:30 A.M.**
- through remote communication via Microsoft Teams platform at this link:**
<https://bit.ly/OPMASM2024>
9. Approximate date on which the Information Statement, Management Report, Annual Report and other pertinent reports will be published through alternative mode of distribution through the Corporation's website and PSE Edge: : **May 3, 2024**

10. Securities registered pursuant to Sections 8 and 12 of the Code or Sections 4 and 8 of the RSA (information on number of shares and amount of debt is applicable only to corporate registrants):

Title of Each Class	Number of Shares of Common Stock Outstanding
Common Stock, P0.01 par value	200 Billion

11. Are any or all of registrant's securities listed on a Stock Exchange?

Yes X

No _____

Oriental Petroleum and Minerals Corporation's common shares are listed on the Philippine Stock Exchange.

A. GENERAL INFORMATION

Item 1. Date, Time and Place of Meeting of Security Holders

Date, time and place of meeting

**May 24, 2024
10:30 A.M.**

**through remote communication via Microsoft
Teams platform at this link:
<https://bit.ly/OPMASM2024>**

Complete mailing address of principal office :

**34th Floor, Robinsons Equitable Tower, ADB
Avenue corner Poveda Road, Ortigas Center, Pasig
City, Metro Manila**

Approximate date on which the Information Statement, Management Report, Annual Report and other pertinent reports will be published through alternative mode of distribution through the Corporation's website and PSE Edge:

May3, 2024

WE ARE NOT ASKING YOU FOR A PROXY AND YOU ARE REQUESTED NOT TO SEND US A PROXY

Item 2. Rights of Shareholders; Dissenters' Right of Appraisal

The Corporation recognizes the right of all shareholders to be treated fairly and equally whether they are controlling, minority, local or foreign. The Corporation respects the rights of shareholders as provided under the Revised Corporation Code and other laws, and as stated in its Articles of Incorporation and By-laws.

A stockholder has the right to dissent and demand payment of the fair value of his share: (1) in case any amendment to the articles of incorporation has the effect of changing or restricting the rights of any stockholder or of authorizing preference over the outstanding shares or of extending or shortening the term of corporate existence; (2) in case of any sale, lease, mortgage or disposition of all or substantially all the corporate property or assets; and (3) in case of any merger or consolidation.

The appraisal right may be exercised by a stockholder who has voted against the proposed corporate action which qualify as instances giving rise to the exercise of such right pursuant to and subject to the compliance with the requirements and procedure set forth under Title X of the Revised Corporation Code of the Philippines.

There are no matters to be taken up by the stockholders at the Annual Meeting of the stockholders to be held on **May 24, 2024** that may warrant the exercise of the appraisal right.

Item 3. Interest of Certain Persons in or Opposition to Matters to be Acted Upon

None of the following persons have any substantial interest, direct or indirect, in any matter to be acted upon other than election to office:

1. Directors or officers of the registrant at any time since the beginning of the last calendar year;
2. Nominees for election as a director of the registrant;
3. Associate of any of the foregoing persons.

Further, none of the Company's Directors has informed the Company in writing of their intentions to oppose any action taken by the Company at the meeting.

B. CONTROL AND COMPENSATION INFORMATION

Item 4. Voting Securities and Principal Holders Thereof

(a) Voting securities entitled to be voted at the meeting:

Each of the 200,000,000,000 outstanding shares of the Company is entitled to one (1) vote. Said outstanding shares, all of which are common shares, are broken down as follows:

Class "A" -	120,000,000,000
Class "B" -	80,000,000,000

(b) Record date and Election of Directors:

A stockholder entitled to vote at the meeting shall have the right to vote in person or by proxy the number of shares of stock held in his name on the stock books of the Company as of the established record date, **April 24, 2024** and said stockholder may vote such number of shares for as many as there are directors to be elected or he may cumulate said shares and give one candidate as many votes as the number of directors to be elected multiplied by the number of his shares shall equal, or he may distribute them on the same principle among as many candidates as he shall see fit. **Eleven (11) directors are to be elected at the annual stockholders' meeting and there are no voting trust holders or warrants.**

(c) Security Ownership of Certain Record and Beneficial Owners and Management

1. Security Ownership of Certain Record and Beneficial Owners of more than 5% of the Company's securities as of March 30, 2024

Title of Class	Name and Address Record/ Beneficial Owner	Amount and Nature of Ownership (Record and/or beneficial ownership)	Citizenship	% to Total
Common	PCD Nominee Corporation^a Old Makati Stock Exchange Bldg. Ayala Avenue, Makati City	<u>94,110,729,826</u> Record	Filipino	<u>47.06%</u>
Common	JG Summit Capital Services Corp^b 43rd Floor, Robinsons-PCI Bank, ADB Ave., corner Poveda Rd. Ortigas Center Pasig City	<u>37,051,952,896</u> Record	Filipino	<u>18.53%</u>
Common	R. Coyiuto Securities, Inc.^c 5th Flr., Corinthian Plaza Paseo de Roxas, Makati City	<u>21,612,400,006</u> Record	Filipino	<u>10.81%</u>
Common	Prudential Guarantee & Assurance Inc.^d 119C Palanca St. Legaspi Village, Makati City	<u>12,892,285,272</u> Record	Filipino	<u>6.45%</u>

Notes:

- PCD Nominee Corporation, a wholly owned subsidiary of Philippine Central Depository, Inc. ("PCDI"), is the registered owner of the shares in the books of the Company's transfer agent in the Philippines. The beneficial owners of such shares are PCDI's participants, who hold the shares on their behalf, and their clients. PCDI is a private company organized by the major institutions actively participating in the Philippine capital markets to implement an automated book-entry system of handling securities transactions in the Philippines.
- JG Summit Capital Services (formerly Consolidated Robina Capital Corporation) is a 100% subsidiary of JG Summit Holdings, Inc. (JGSHI). OPMC and JGSHI share the following common directors: Mr. James L. Go and Mr. Lance Gokongwei.
 - Any one of the following directors of the Company is authorized to vote: Messrs., James Go and Lance Gokongwei.
 - Indirect ownership of Mr. James Go is 2 shares and Mr. Lance Gokongwei is 3 shares.
- R. Coyiuto Securities, Inc. is majority-owned by Mrs. Rosie Coyiuto, wife of Mr. Robert Coyiuto, Jr. Mr. Coyiuto is the President and Chief Operating Officer of Oriental Petroleum and Minerals Corp.

- Any one of the following is authorized to vote: Ms. Rosie Coyiuto, Messrs. Samuel Coyiuto, and James Coyiuto.
 - There are no participants in the above corporation who hold more than 5% of OPMC's outstanding capital stock.
- d. Prudential Guarantee and Assurance, Inc. is majority owned by Coyiuto brothers.
- Mr. Robert Coyiuto,

2. Security Ownership of Management as of March 30, 2024

Class	Name of Beneficial Owner	Position	Amount and Nature of Beneficial Ownership (Direct)			% to Total	Citizenship
			Class A	Class B	Total		
A. Named Executive Officers [1]							
Common	James L. Go*	Chairman and CEO	2,511,000,001	-	2,511,000,001	1.2555%	Filipino
Common	Robert Coyiuto, Jr.*	Director, President and Chief Operating Officer	423,977,301	141,687,685	565,664,986	0.2828%	Filipino
		<i>Sub-total</i>	<u>2,934,977,302</u>	<u>141,687,685</u>	<u>3,076,664,987</u>	<u>1.5383%</u>	
B. Other Directors and Executive Officers							
Common	Lance Y. Gokongwei	Director	17,835	-	17,835	**	Filipino
Common	Brian M. Go	Director	1	-	1	**	Filipino
Common	James G. Coyiuto	Director	1	-	1	**	Filipino
Common	Benedicto T. Coyiuto	Director	10,000	-	10,000	**	Filipino
Common	Perry L. Pe	Director and Asst. Corporate Secretary	513,621	-	513,621	0.0003%	Filipino
Common	Jose Victor Emmanuel A. De Dios	Director	1	-	1	**	Filipino
Common	Josephine V. Barcelon	Director	100,000	-	100,000	0.0001%	Filipino
Common	Jose M. Layug, Jr.	Director (Independent)	1	-	1	**	Filipino
Common	Emmanuel C. Alcantara	Director (Independent)	1	-	1	**	Filipino
		<i>Sub-total</i>	<u>641,461</u>	<u>-</u>	<u>641,461</u>	<u>0.0004%</u>	
All directors and executive officers as a group unnamed			<u>2,935,618,763</u>	<u>141,687,685</u>	<u>3,077,306,448</u>	<u>1.5387%</u>	

[1] Chief Executive Officer and two (1) among the four (4) most highly compensated executive officers as of December 31, 2023.

*Company's executive officers

**less than 0.0001%

The other Executive Officers of the Company have no beneficial ownership over any shares of the Company as of December 31, 2023, namely:

1. Aldrich T. Javellana - Finance Advisor
2. Ma. Riana C. Infante - Chief Financial, Compliance and Investors' Relation Officer
3. Teodora N. Santiago - Treasurer
4. Vicente O. Caoile, Jr. - Corporate Secretary and Corporate Information Officer

3. Shares owned by Foreigners

As of March 31, 2024, a total of **2,308,018,613** shares or about **1.15%** of the total issued and outstanding shares are owned by foreigners.

4. Voting Trust Holders of 5% or More

As of March 31, 2024, there are no persons holding more than 5% of a class under a voting trust or similar agreement.

5. Changes in Control

There has been no change in the control of the registrant since the beginning of its last calendar year.

Item 5. Directors and Executive Officers

A. Directors and Corporate Officers

As of March 31, 2024, the names and ages of directors and executive officers of the Company are as follows:

Directors

<u>Directors</u>	<u>Name</u>	<u>Age</u>	<u>Citizenship</u>
Director, Chairman and Chief Executive Officer	James L. Go	84	Filipino
Director, President and Chief Operating Officer	Robert G. Coyiuto, Jr.	72	Filipino
Director	Lance Y. Gokongwei	57	Filipino
Director	Brian M. Go	50	Filipino
Director and Assistant Corporate Secretary	Perry L. Pe	62	Filipino
Director	James G. Coyiuto	70	Filipino
Director	Benedicto T. Coyiuto	45	Filipino
Director	Josephine V. Barcelon	64	Filipino
Director	Jose Victor Emmanuel A. De Dios	59	Filipino
Independent Director	Jose M. Layug, Jr.	53	Filipino
Independent Director	Emmanuel C. Alcantara	70	Filipino

Executive Officers

<u>Position</u>	<u>Name</u>	<u>Age</u>	<u>Citizenship</u>
Finance Adviser	Aldrich T. Javellana	50	Filipino
Chief Financial, Compliance and Investor's Relation Officer	Ma. Riana Infante	44	Filipino
Treasurer	Teodora N. Santiago	57	Filipino
Corporate Secretary and Corporate Information Officer	Vicente O. Caoile, Jr.	51	Filipino

Brief discussion of the directors' and executive officers' business experience and other directorships held in other reporting companies are as follows:

Directors

1. **James L. Go**, 84, is the Chairman and Chief Executive Officer of OPMC. He is also the Chairman of JG Summit Holdings, Inc since May 14, 2018, the Vice Chairman of Robinsons Retail Holdings, Inc., and a Board Advisor of Cebu Air, Inc. since January 1, 2023. He is the Chairman Emeritus of Universal Robina Corporation, Robinsons Land Corporation and JG Summit Olefins Corporation. He is also the President and Trustee of the Gokongwei Brothers Foundation, Inc. He has been a Director of PLDT

Inc. (PLDT) since November 3, 2011, and is an Advisor to the Audit Committee and a member of the Technology Strategy and Risk Committees. He was elected a Director of Manila Electric Company (MERALCO) on December 16, 2013, and is a member of the Executive, Finance, Nomination and Governance, Audit, Risk Management, and Related Party Transactions Committees. Mr. James L. Go received his Bachelor of Science Degree and Master of Science Degree in Chemical Engineering from Massachusetts Institute of Technology, USA.

2. **Robert Coyiuto, Jr., 72**, is the President, Chief Operating Officer and Director of the Company. He is also the Chairman of the Board of Prudential Guarantee & Assurance, Inc. and PGA Sampo Japan Insurance, Inc. and the Sole Importer and Distributor of Audi, Porsche, Lamborghini and Bentley. He holds the positions of Chairman and President of Calaca High Power Corporation and Pacifica 21 Holdings, Inc., Vice Chairman of National Grid Corporation of the Philippines, and First Life Financial Co., Inc., Director of Petrogen Insurance Corporation, and Independent Director of Canon (Philippines) Inc. He is a Nominee of R. Coyiuto Securities, Inc. He has a Bachelor of Science degree in Commerce from the San Beda College.
3. **Lance Y. Gokongwei, 57**, has been a Director of the Company since 1994. He is the President and Chief Executive Officer of JG Summit Holdings, Inc since May 14, 2018. He is also the Chairman of Cebu Air, Inc., Universal Robina Corporation, Robinsons Retail Holdings, Inc., and JG Summit Olefins Corporation. Effective January 8, 2024, he became the Chairman, President, and Chief Executive Officer of Robinsons Land Corporation. He is a Director and a Vice Chairman of the Executive Committee of MERALCO. He is also a Director of RL Commercial REIT, Inc., Altus Property Ventures, Singapore Land Group Limited, Shakey's Asia Pizza Ventures, Inc., AB Capital and Investment Corporation, and Endeavor Acquisition Corporation. He is a Trustee and the Chairman of the Gokongwei Brothers Foundation, Inc. He received a Bachelor of Science degree in Finance and a Bachelor of Science degree in Applied Science from the University of Pennsylvania.
4. **Brian M. Go, 50**, has been elected as a Director of the Company in 2020. He is presently the Chief Finance and Risk Officer of JG Summit Holdings, Inc since July 1, 2021. He is also a Director of JG Digital Equity Ventures, Inc., and a Board Director of Maxicare Healthcare Corporation, Maxicare Life Insurance Inc., and Maxicare Health Services Inc. Brian started his career in New York City with Booz Allen Hamilton in 1996, in the Financial Services practice. He returned to Manila in 1998, working at DTPI (Digitel/Sun Cellular), working in Corporate Planning, and as Managing Director of the Datacom business. He worked in China from 2003 to 2013, serving as Finance Director, then Chief Financial Officer, of Ding Feng Real Estate (DFRE) group of companies. From 2007, he concurrently assumed the General Manager role for URC China, and was later General Manager for URC Malaysia/Singapore. He was also the Vice President for URC's International Trading Operations/Global Exports based in Singapore from 2019 to 2022. Brian graduated from Harvard College in 1996. He completed an Executive MBA with Kellogg-HKUST in 2007, and is a CFA charter holder.
5. **Perry L. Pe, 62**, has been the Assistant Corporate Secretary of the Company since 1994. He has been a Director since 1995. He is also a Senior Partner of Romulo, Mabanta, Buenaventura, Sayoc, and Delos Angeles Law Office; Director of Ace Saatchi Saatchi, AG & P Philippines, Inc., Island Quarry and Aggregate Corporation, Apo Land and Quarry Corporation. Honorary Consul General of Denmark to the Philippines.
6. **James G. Coyiuto, 70**, was elected as Director of the Company since 2005. He is also the Director of Prudential Guarantee and Assurance, Inc., Guarantee Development Corporation and PGA, Sampo Japan Insurance Inc.
7. **Benedicto T. Coyiuto, 45**, was elected Director of the Company during the last Annual Stockholders' Meeting held on June 27, 2013. He is the President of PGA Cars, Inc. and Director of PGA Sampo Japan Insurance, Inc. He is the son of Mr. Robert Coyiuto, Jr.
8. **Josephine V. Barcelon, 64**, was elected Director during the meeting of June 25, 2014. She is the President / Nominee of J.M. Barcelon & Co., Inc., Stockbroker, Trading Participant: Philippine Stock Exchange and CEO of the Barcelon Group of Companies.
9. **Jose Victor Emmanuel A. De Dios, 59**, has been elected as a Director of the Company in 2020. He is currently the President, CEO and a Member of the Board of Manila Water Company, Inc. He also

serves as the Chairman of Boracay Island Water Company, Inc., Clark Water Company, Inc., and Manila Water Total Solutions Corp. He is also the President of the Manila Water Foundation, Inc., Vice-President of Laguna AAWater Corporation, and Director of Manila Water Asia Pacific Pte. Ltd. He was also elected as a Trustee of the Philippine Disaster Resilience Foundation, Inc. and sits on the board of Phoenix Petroleum Philippines, Inc. Prior to joining Manila Water, he was Chief Executive Officer of Prime BMD Corporation. He previously served as Undersecretary at the Philippine Department of Energy, Chairman of the Philippine National Oil Company-Exploration Corp, CEO/Managing Director of Nido Petroleum Ltd and, Chairman and CEO of GE Philippines. He graduated from the Ateneo School of Law and obtained his Master of Laws degree from Harvard Law School.

10. **Jose M. Layug, Jr.**, 53, was elected as Director of the Company on June 24, 2022. He is a Senior Partner of DivinaLaw Offices and a Director of the Philippine Energy Research & Policy Institute. He previously served as Dean of the University of Makati School of Law and also taught Philippine Project Development and Finance, Property, Administrative Law and Sales to law students since 2002 at the UP College of Law and the University of Makati School of Law. He served as Chairman of the National Renewable Energy Board from 2016-2018. He was also the Undersecretary of the DOE from 2010-2012 and handled various units of the DOE, including the Renewable Energy Management Bureau, Energy Resources Development Bureau, Energy Utilization Management Bureau and Oil Industry Management Bureau. Prior to his DOE position, he was a Senior Counsel for the Negotiations and Legal Department of the Australian Strategic Business Unit of Chevron Corporation and served as the Malampaya Legal Manager of Chevron Malampaya LLC located in Manila, Philippines from 2007-2010. Before joining Chevron, he acted as international legal consultant of the Asian Development Bank and was a Senior Associate at SyCip Salazar Hernandez & Gatmaitan from 1996-2006. From 2000-2002, he worked as a Foreign Lawyer at Sullivan & Cromwell in New York, USA. He obtained his Bachelor of Science in Business Economics with cum laude honours in 1992 and his Bachelor of Laws (1996) from the University of the Philippines. He finished his Master of Laws degree with honours in 2000 (fall semester) from Cornell Law School in New York, USA. He is licensed to practice law both in the Philippines (since 1997) and in New York (since 2000) having passed both Philippine and New York State bar examinations. He is a member of the International Bar Association, Integrated Bar of the Philippines, the Association of the Bar of the City of New York and the Cornell Law School Young Alumni Committee.
11. **Emmanuel C. Alcantara**, 70, was elected as Director of the Company on June 24, 2022. He is the former Head of the Tax Services group/General Counsel of Sycip Gorres Velayo & Co. (SGV & Co.), where he has been a Principal for 24 years. His expertise lies in general tax advisory, cross-border transactions, transfer pricing, corporate organization and reorganization, individual and corporate tax planning, and tax advocacy works. He has been with SGV & Co. for 33 years. He was a former market circle leader. In 2011, he was named as one of the world's leading tax professional in the newly published Guide to the World's Leading Tax Advisors and, in 2012 he was named by the Legal Media Group Inc. as one of the leading lawyers in Asia Pacific in the field of taxation. After retiring from SGV & Co. in 2014, he set up his own law office, Emmanuel C Alcantara & Associates Law Offices, specializing in tax and corporate works. He graduated with a Bachelor of Science degree in Business Administration, Major in Accounting from the University of the East in 1974, and accomplished his Bachelor of Laws degree from the San Beda College in 1979. He also completed the Management Development Program of the Asian Institute of Management in 1989. In 2008, he participated in the EY Executive Program at the Kellogg School of Management in Northwestern University.

Executive Officers

1. **Aldrich T. Javellana**, 50, was appointed Finance Adviser of the Company in February 16, 2016. He is the Senior Vice President and Treasurer of JG Summit Holdings, Inc. He was appointed Senior Vice President of JGSHI on October 2, 2017 and has been Vice President-Treasurer of JGSHI since January 2, 2012. Prior to joining JGSHI in 2003, he worked in Corporate Finance with CLSA Exchange Capital. He graduated from De La Salle University with a degree in BS Accountancy and is a Certified Public Accountant.
2. **Ma. Riana C. Infante**, 44, was appointed Chief Financial Officer and Compliance Officer of the Company effective February 16, 2016. She joined OPMC in 2004 as an Accounting Manager. She is a Certified Public Accountant.

3. **Teodora N. Santiago**, 57, was appointed Treasurer of the Company effective September 20, 2019. She is also currently a Finance Manager under Corporate Finance of JG Summit Holdings Inc. Prior to joining JGSHI in 2005, she worked as Treasury Manager in Astoria Group and Treasury and Administration Manager in Del Monte Fresh Produce Phils., Inc. She graduated from University of Santo Tomas with a degree in BS Accountancy.
4. **Vicente O. Caoile, Jr.**, 51, was appointed as the Corporate Secretary of the Company effective October 1, 2018. He is the Managing Partner of Adarlo Caoile & Associates Law Offices (ACALaw). He is also the Corporate Secretary of PGA Cars, Inc., PGA Automobile, Inc., Autoextreme Performance, Inc., and Automaxx Resources, Inc. He holds a Juris Doctor, second honors, from Ateneo de Manila University and Bachelor of Science in Commerce, Major in Legal Management from De La Salle University Manila.

B. Independent Directors

The Company's independent directors are Messrs. Jose M. Layug, Jr. and Emmanuel C. Alcantara. They have possessed the qualifications of independent directors as set forth in the SRC Rule 38 - Independent Director, since the time of their initial election.

The Directors of the Company are elected at the annual stockholders' meeting to hold office until the next succeeding annual meeting and until their respective successors have been elected and qualified.

Officers are appointed or elected annually by the Board of Directors at its first meeting following the Annual Meeting of the Stockholders, each to hold office until the corresponding meeting of the Board of Directors in the next year or until successor shall have been elected, appointed or shall have qualified.

The following directors of the Corporation are expected to be nominated by management for re-election / election this year.

Information required by the SEC under SRC Rule 38 as amended on the nomination and election of Independent Directors

The following criteria and guidelines shall be observed in the pre-screening, short listing and nomination of Independent Directors:

A. DEFINITION

1. Independent director means a person who, apart from his fees and shareholdings, is independent of management and free from any business or other relationship which could, or could reasonably be perceived to, materially interfere with his exercise of independent judgment in carrying out his responsibilities as a director in any corporation that meets the requirements of Section 17.2 of the Securities Regulation Code and includes, among others, any person who:
 - 1.1. Is not a director or officer or substantial stockholder of the corporation or of its related companies or any of its substantial shareholders (other than as an independent director of any of the foregoing);
 - 1.2. Is not a relative of any director, officer or substantial shareholder of the corporation, any of its related companies or any of its substantial shareholders. For this purpose, relatives include spouse, parent, child, brother, sister, and the spouse of such child, brother or sister;
 - 1.3. Is not acting as a nominee or representative of a substantial shareholder of the corporation, any of its related companies or any of its substantial shareholders;
 - 1.4. Has not been employed in any executive capacity by that public company, any of its related companies or by any of its substantial shareholders within the last five (5) years;

2. When used in relation to a company subject to the requirements above:
 - 2.1. Related company means another company which is: (a) its holding company, (b) its subsidiary, or (c) a subsidiary of its holding company; and
 - 2.2. Substantial shareholder means any person who is directly or indirectly the beneficial owner of more than ten percent (10%) of any class of its equity security.

B. QUALIFICATIONS OF INDEPENDENT DIRECTORS

1. An independent director shall have the following qualifications:
 - 1.1. He shall have at least one (1) share of stock of the corporation;
 - 1.2. He shall be at least a college graduate or he shall have been engaged or exposed to the business of the corporation for at least five (5) years;
 - 1.3. He shall be twenty-one (21) years old up to seventy (70) years old, however, due consideration shall be given to qualified Independent Directors up to the age of eighty (80);
 - 1.4. He shall have proven to possess integrity/probity; and
 - 1.5. He shall be assiduous.
2. No person enumerated under Section II (5) of the Code of Corporate Governance shall qualify as an independent director. He shall likewise be disqualified during his tenure under the following instances or causes:
 - 2.1. He becomes an officer or employee of the corporation where he is such member of the board of directors/trustees, or becomes any of the persons enumerated under letter (A) hereof;
 - 2.2. His beneficial security ownership exceeds 10% of the outstanding capital stock of the company where he is such director;
 - 2.3. Fails, without any justifiable cause, to attend at least 50% of the total number of Board meetings during his incumbency unless such absences are due to grave illness or death of an immediate family.
 - 2.4. Such other disqualifications which the company's Manual on Corporate Governance provides.

C. NOMINATION AND ELECTION OF INDEPENDENT DIRECTOR/S

1. The Nomination Committee (Committee) conducts the nomination of Independent Directors/s prior to a stockholders' meeting.
2. The Committee solicits nominations for candidates to become Independent Director of the corporation.
 - 2.1. All nominations shall be signed by the nominating stockholders together with the acceptance and conformity by the would-be nominees.
3. The Committee shall pre-screen the candidates to determine whether they are qualified per definition and listed qualifications above, General Guidelines listed in the Corporate Governance Manual, Articles of Incorporation, By Laws of the Corporation, and perceived needs of the Board of Directors and the corporation such as, but not limited to the following:
 - 3.1. Nature of the business of the corporations which he is a Director of
 - 3.2. Age of the nominee for Independent Director
 - 3.3. Number of directorships/active memberships and officerships in other corporations or organizations

4. The Committee shall prepare a list of all candidates and evaluate the candidates based on the required above-listed required qualifications to enable it to effectively review the qualifications of the nominees for Independent Director/s.
5. After the nomination, the Committee shall prepare a Final List of Candidates which shall contain all the information about all the nominees for independent directors, as required under Part IV(A) and (C) of Annex "C" of SRC Rule 12, which list, shall be made available to the Commission and to all stockholders through the filing and distribution of the Information Statement or Proxy Statement, in accordance with SRC Rule 17.1(b) or SRC Rule 20, respectively, or in such other reports the company is required to submit to the Commission.
 - 5.1. The name of the person or group of persons who recommended the nomination of the independent director shall be identified in such report including any relationship with the nominee.
6. Only nominees whose names appear on the Final List of Candidates shall be eligible for election as Independent Director/s. No other nomination shall be entertained after the Final List of Candidates shall have been prepared. No further nomination shall be entertained or allowed on the floor during the actual annual stockholders'/memberships' meeting.

Below is the final list of nominees for Independent Directors:

1. **Emmanuel C. Alcantara**, 70 – He was elected as Director of the Company on June 24, 2022. He is the former Head of the Tax Services group/General Counsel of Sycip Gorres Velayo & Co. (SGV & Co.), where he has been a Principal for 24 years. His expertise lies in general tax advisory, cross-border transactions, transfer pricing, corporate organization and reorganization, individual and corporate tax planning, and tax advocacy works. He has been with SGV & Co. for 33 years. He was a former market circle leader. In 2011, he was named as one of the world's leading tax professional in the newly published Guide to the World's Leading Tax Advisors and, in 2012 he was named by the Legal Media Group Inc. as one of the leading lawyers in Asia Pacific in the field of taxation. After retiring from SGV & Co. in 2014, he set up his own law office, Emmanuel C Alcantara & Associates Law Offices, specializing in tax and corporate works. He graduated with a Bachelor of Science degree in Business Administration, Major in Accounting from the University of the East in 1974, and accomplished his Bachelor of Laws degree from the San Beda College in 1979. He also completed the Management Development Program of the Asian Institute of Management in 1989. In 2008, he participated in the EY Executive Program at the Kellogg School of Management in Northwestern University.
2. **Jose M. Layug, Jr.**, 53 – He was elected as Director of the Company on June 24, 2022. He is a Senior Partner of DivinaLaw Offices and a Director of the Philippine Energy Research & Policy Institute. He previously served as Dean of the University of Makati School of Law and also taught Philippine Project Development and Finance, Property, Administrative Law and Sales to law students since 2002 at the UP College of Law and the University of Makati School of Law. He served as Chairman of the National Renewable Energy Board from 2016-2018. He was also the Undersecretary of the DOE from 2010-2012 and handled various units of the DOE, including the Renewable Energy Management Bureau, Energy Resources Development Bureau, Energy Utilization Management Bureau and Oil Industry Management Bureau. Prior to his DOE position, he was a Senior Counsel for the Negotiations and Legal Department of the Australian Strategic Business Unit of Chevron Corporation and served as the Malampaya Legal Manager of Chevron Malampaya LLC located in Manila, Philippines from 2007-2010. Before joining Chevron, he acted as international legal consultant of the Asian Development Bank and was a Senior Associate at SyCip Salazar Hernandez & Gatmaitan from 1996-2006. From 2000-2002, he worked as a Foreign Lawyer at Sullivan & Cromwell in New York, USA. He obtained his Bachelor of Science in Business Economics with cum laude honours in 1992 and his Bachelor of Laws (1996) from the University of the Philippines. He finished his Master of Laws degree with honours in 2000 (fall semester) from Cornell Law School in New York, USA. He is licensed to practice law both in the Philippines (since 1997) and in New York (since 2000) having passed both Philippine and New York State bar examinations. He is a member of the International Bar Association, Integrated Bar of the Philippines, the Association of the Bar of the City of New York and the Cornell Law School Young Alumni Committee.

Below is the list of the Company's Corporate Governance, Audit and Board Risk Oversight Committees:

Corporate Governance Committee	Audit Committee
Benedicto T. Coyiuto - Chairman	Emmanuel C. Alcantara - Chairman, Independent Director
James G. Coyiuto - Member	James G. Coyiuto - Member
Jose Victor Emmanuel A. de Dios - Member	Brian M. Go - Member
Jose M. Layug, Jr. - Member, Independent Director	Benedicto T. Coyiuto - Member
Emmanuel C. Alcantara - Member, Independent Director	Jose Victor Emmanuel A. de Dios - Member

Board Risk Oversight Committee
Jose M. Layug, Jr. - Chairman, Independent Director
Benedicto T. Coyiuto - Member
Brian M. Go - Member

C. Significant Employees

There are no persons who are not executive officers of the Corporation who are expected by the Corporation to make a significant contribution to the business.

D. Family Relationships

1. Mr. James L. Go is the uncle of Mr. Lance Y. Gokongwei.
2. Mr. Brian M. Go is the son of Mr. James L. Go and cousin of Mr. Lance Y. Gokongwei.
3. Mr. Benedicto T. Coyiuto is the son of Mr. Robert G. Coyiuto, Jr.
4. Mr. Robert G. Coyiuto, Jr. is the brother of Mr. James G. Coyiuto.

E. Involvement in Certain Legal Proceedings of Directors and Executive Officers

To the best of the Corporation's knowledge and belief and after due inquiry, and except as otherwise disclosed, none of the directors and officers has been involved in any bankruptcy proceeding in the past five (5) years nor have they been convicted by final judgement in any criminal proceeding, or been subject to any order, judgment or decree of competent jurisdiction, permanently or temporarily enjoining, barring, suspending or otherwise limited their involvement in any type of business, securities, commodities or banking activities, nor found in action by any court of administrative bodies to have violated a securities or commodities law.

F. Trainings and Continuing Education Programs for the Directors and Key Officer

Every Director shall receive appropriate orientation when he is first appointed to the Board of Directors, in order to ensure that incoming Directors are appropriately apprised of their duties and responsibilities before beginning their Directorships.

Likewise, Management Officers shall receive appropriate orientation on his duties as a management executive and how to discharge these duties when he is first appointed to the Corporation. This will ensure that incoming Senior Management Officers are familiar with the Corporation's business and governance processes.

Each Director and key Officer shall be required to attend a training program on Corporate Governance and relevant topics every year. The training program shall ensure that Directors and key Officers are continuously informed of the developments in the business and regulatory environments, including emerging risks relevant to the Company as well as Corporate Governance matters including audit, internal controls, risk management, sustainability and strategy.

The directors and key officers of the Corporation, as applicable, had attended the at least four hours of Corporate Governance Training provided by other companies.

Out of the 11 Board of Directors, 8 Directors are compliant for Corporate Governance Seminar in 2024 and the following 3 Directors are exempted:

1. Mr. James L. Go, who has been granted permanent exemption from the Corporate Governance Training requirement as stated in the Letter dated November 12, 2015 from the SEC Corporate Governance and Finance Department.
2. Mr. Perry L. Pe, who has been granted an exemption from complying with the Mandatory Continuing Legal Education requirement for the 7th Compliance Period (April 15, 2019 to April 14, 2022) as an incumbent Dean, Palawan State University School of Law, pursuant to Rule 7, Section 1 (j) of Bar Matter No. 850 and Section 5 (e)(1) of the Implementing Regulations as stated in the Certificate of Exemption dated March 8, 2022 from Supreme Court of the Philippines and is valid until April 14, 2025.
3. Mr. Jose M. Layug, Jr., who has been granted an exemption from complying with the MCLE requirement for the 7th Compliance Period (April 15, 2019 to April 14, 2022) as Professor of Law for at least ten years in accredited law school (University of the Philippines College of Law), pursuant to Rule 7, Section 1 (j) of Bar Matter No. 850 and Section 5 (e)(1) of the Implementing Regulations as stated in the Certificate of Exemption dated March 2, 2022 from Supreme Court of the Philippines and is valid until April 14, 2025.

The Directors have attended the following trainings:

1. Corporate Governance Training in Unbox Extra: The Gokongwei Group Innovation Festival on June 14th, 2023.
2. Corporate Governance Training conducted by Center for Global Best Practices on November 16, 2023.
3. Strategic Thinking for Board Directors and Leaders conducted by Center for Global Best Practices on November 17, 2023.

The Corporate Secretary attended Mandatory Continuing Legal Education (MCLE) compliance with 36 units for the period April 15, 2016-April 14, 2019) under Bar Matter No. 850, dated August 22, 2000, as amended per records and his MCLE compliance report dated November 13, 2019 and received on November 20, 2019. This Certificate of Compliance is valid until April 14, 2023, pursuant to the Supreme Court's Resolution dated 15 February 2022. The foregoing notwithstanding, the Corporate Secretary complied with the 8th MCLE Compliance Period last by attending the 10, 17, 24 February, and 3 March, 2022 synchronous online lectures conducted by the Institute for the Administration of Justice, University of the Philippines, with 36 units for the period covering April 15, 2022 and is valid until April 15, 2025.

The Compliance Officer attended Corporate Governance Training in Unbox Extra: The Gokongwei Group Innovation Festival last June 14, 2023 conducted by JG Summit Holdings, Inc.

G. Certain Relationships and Related Transactions

1. Related Party Transactions with Subsidiaries and Affiliates

Parties are related if one party has the ability, directly or indirectly, to control the other party or exercise significant influence over the other party in making financial and operating decisions; and the parties are subject to common control or common significant influence. Related parties may be individuals or corporate entities.

Affiliates are related entities of the companies by virtue of common ownership and representation to management where significant influence is apparent.

The Company in the regular conduct of its business has entered into transactions with affiliates and other related parties principally consisting of leases, insurances and regular banking transactions. Under the policy of the Company and its subsidiaries, these transactions are made substantially on the same terms as with other individuals and businesses of comparable risks. The Company has not entered into any business transactions with any of its former senior management that will result to a more or less favorable terms that will have a material effect on the Company's financial position or financial performance.

See Note 19 (Disclosure on Related Party Transactions) of the Notes to Consolidated Financial Statements filed as part of this report.

2. Directors Disclosures on Self-Dealing and Related Party Transactions

There had been no material transactions during the last two years, nor is any material transaction presently proposed, to which the Company was or is to be a party, in which any director or executive officer of the Company or owner of more than 10% of the Company's voting securities, any relative or spouse of any such director or officer who shares the home of such director or executive officer or owner or more than 10% of the Company's voting securities, is involved.

No transaction, without proper disclosure, was undertaken by the Company in which any director or executive officer was involved or had a direct or indirect material interest. None of the Company's Directors have entered into self-dealing and related party transactions with or involving the Corporation in 2023.

Directors, officers and employees of the Corporation are required to promptly disclose any business or family-related transactions with the Corporation to ensure that potential conflicts of interest are surfaced and brought to the attention of management.

H. Appraisals and Performance Report for the Board

The attendance of the directors at the meetings of the Board of Directors held as of December 31, 2023 is as follows:

Directors	No. of Meetings Attended/Held	Attendance Percentage
James L. Go	7/7	100%
Lance Gokongwei	7/7	100%
Perry L. Pe	7/7	100%
Robert Coyiuto, Jr.	7/7	100%
Benedicto T. Coyiuto	7/7	100%
James G. Coyiuto	6/7	86%
Josephine V. Barcelon	6/7	86%
Brian M. Go	6/7	86%
Jose Victor Emmanuel A. De Dios	7/7	100%
Jose M. Layug, Jr.	7/7	100%
Emmanuel C. Alcantara	7/7	100%

The Board has established committees to assist in exercising its authority in monitoring the performance of the Corporation in accordance with its Revised Corporate Governance Manual, Code of Business Conduct and related SEC Circulars. The Corporate Governance Committee of the Corporation oversees the performance evaluation of the Board and its committees and management.

The incumbent members of the Audit Committee of the Corporation and their attendance at meetings since their election at the Annual Meeting of Stockholders up to present are as follows:

Audit Committee	Position	No. of Meetings Attended/Held	Attendance Percentage
Emmanuel C. Alcantara	Chairman	1/1	100%
Benedicto T. Coyiuto	Member	1/1	100%
Brian M. Go	Member	1/1	100%
Jose Victor Emmanuel de Dios	Member	1/1	100%
James G. Coyiuto	Member	1/1	100%

The incumbent members of the Corporate Governance Committee of the Corporation and their attendance at meetings since their election at the Annual Meeting of Stockholders up to present are as follows:

Corporate Governance Committee	Position	No. of Meetings Attended/Held	Attendance Percentage
Benedicto T. Coyiuto	Chairman	1/1	100%
James G. Coyiuto	Member	1/1	100%
Jose Victor Emmanuel De Dios.	Member	1/1	100%
Jose M. Layug, Jr.	Member	1/1	100%
Emmanuel C. Alcantara	Member	1/1	100%

There was no meeting held by the Board Risk Oversight Committee of the Corporation as of December 31, 2023. The Board has established committees to assist in exercising its authority in monitoring the performance of the Corporation in accordance with its Revised Corporate Governance Manual, Code of Business Conduct and related SEC Circulars.

The Corporate Governance Committee of the Corporation oversees the performance evaluation of the Board and its committees and management. Included in the Pursuant to its mandate under the Revised Corporate Governance Manual of the Corporation, the Corporate Governance Committee shall conduct an annual self-evaluation of its performance. Based on the results of the performance assessment, the Committee shall formulate and implement plans to improve its performance. These may include the identification of relevant training needs intended to keep the members up to date with corporate governance best practices, accounting and auditing standards, as well as specific areas of concern.

Item 6. Compensation of Directors and Executive Officers

A. Summary Compensation Table

The aggregate compensation given to officers and directors of the Company for the last 2 years and projected for the ensuing year (2024) are as follows:

	PROJECTED (2024)				ACTUAL	
	Salary	Bonus	Retainer Fee	Total	2023	2022
CEO and Four (4) most highly compensated executive officers	\$302,636	\$-	\$6,405	\$309,041	\$292,035	\$282,807
All other officers and directors as a group unnamed	344,357	-	35,229	379,586	360,454	347,545

In 2023 and 2022, the following constitute the Company's CEO and four most highly compensated executive officers:

1. Mr. James L. Go is the Chairman and Chief Executive Officer
2. Mr. Robert G. Coyiuto, Jr. is the President and Chief Operating Officer
3. *Mr. Apollo P. Madrid is the Senior Vice President, Operations and Administration, and Chief Information Officer.
4. Mr. Aldrich T. Javellana is the Finance Adviser
5. Ms. Ma. Riana C. Infante is the Chief Financial Officer and Compliance Officer

**Retired effective February 1, 2024.*

For 2024 projected figures, the following constitute the Company's CEO and four most highly compensated executive officers:

1. Mr. James L. Go is the Chairman and Chief Executive Officer
2. Mr. Robert G. Coyiuto, Jr. is the President and Chief Operating Officer
3. Mr. Aldrich T. Javellana is the Finance Adviser
4. Ms. Ma. Riana C. Infante is the Chief Financial Officer and Compliance Officer
5. Mr. Roy Ronald C. Luis is Director for Operations and Business Development

B. Compensation of Directors

• Standard Arrangements

The Company has established a policy for determining the remuneration of directors and officers that is consistent with the Corporation's culture and strategy as well as the business environment in which it operates, including disallowing any director to decide his remuneration. As indicated in the Company's By Laws, other than the retainer fee/participation fee which amount to not more than 5% of profits or earnings from operations, before taxes, there are no standard arrangements pursuant to which directors of the Company are compensated, or are to be compensated, directly or indirectly, for any services provided as director for the last completed fiscal year and the ensuing year.

In compliance with the requirements under Section 49 of the Revised Corporation Code in connection with the submission of a compensation report prepared in the form as the SEC may prescribe, the table below shows the compensation received by the directors of the Corporation for the year 2023, comprised of the retainer fees for attending the meetings, and which is incorporated in the above summary compensation table:

Director	Retainer Fee in PhP	Retainer Fee equivalent to USD
James L. Go	PhP180,000	USD3,203
Robert Coyiuto, Jr.	180,000	3,203
Lance Gokongwei	180,000	3,203
Brian M. Go	180,000	3,203
Benedicto T. Coyiuto	180,000	3,203
James G. Coyiuto	180,000	3,203
Perry L. Pe	180,000	3,203
Josephine V. Barcelon	180,000	3,203
Jose Victor Emmanuel De Dios	180,000	3,203
Jose M. Layug, Jr.	180,000	3,203
Emmanuel C. Alcantara	180,000	3,203
Total	PhP 1,980,000	USD35,233

• Other Arrangements

There are no other arrangements pursuant to which directors of the Company are compensated, or are to be compensated, directly or indirectly, for any services provided as a director for the last completed fiscal year and the ensuing year.

C. Employment Contracts and Termination of Employment and Change in control Agreement

There are no special employment contracts between the Corporation and the named executive officers.

There are no compensatory plans or arrangements with respect to the named executive officers.

D. Warrants and Options Outstanding

There are no outstanding warrants or options held by the Corporation's CEO, the named executive officers, and all officers and directors as a group.

Item 7. Independent Public Accountants

The accounting firm of SyCip Gorres Velayo & Co. has been the Company's independent public accountants at least for the last twenty (20) years. The same firm is being recommended for appointment by the stockholders for the ensuing year. There has not been any disagreement between the Company and said accounting firm with regard to any matter relating to accounting principles or practices, financial statement disclosure or auditing scope or procedure. SGV is expected to send a representative to the annual meeting with an opportunity to make statements if they so desire and will be available for questions from stockholders.

The current handling partner of SGV & Co. is new for the year 2023 and is expected to be rotated every seven (7) years in accordance with SRC Rule 68, as amended.

Changes in and Disagreements with Accountants on Accounting and Financial Disclosure

There has been no disagreements with the accountants on accounting and financial disclosures.

The information on Independent Accountant and other Related Matters are incorporated by reference to the attached Management Report to stockholders as required under SRC Rule 20.

Item 8. None

PART C. ISSUANCE AND EXCHANGE OF SECURITIES

Items 9 – 14. None

PART D. OTHER MATTERS

Item 15. Action with Respect to Reports

The following are included in the agenda of the Annual Meeting of the Stockholders for approval of the stockholders:

1. Proof of due notice of meeting and determination of quorum
2. Approval of the Minutes of the June 28, 2023 Regular Annual Meeting of Stockholders
3. Reports of Officers and Approval of 2023 Annual Report
4. Ratification of all acts and resolutions of the Board of Directors and Management from the date of the last annual stockholders' meeting until the date of this meeting
5. Election of the members of the Board of Directors
6. Appointment of External Auditors

The matters approved and recorded in the Minutes of the Annual Meeting of the Stockholders last June 28, 2023 are as follows:

1. Proof of due notice of meeting and determination of quorum
2. Approval of the Minutes of the June 23, 2022 Annual Regular Meeting of Stockholders
3. Reports of Officers and Approval of 2022 Annual Report
4. Ratification of all acts and resolutions of the Board of Directors and Management from the date of the last annual stockholders' meeting until the date of this meeting
5. Election of the members of the Board of Directors
6. Appointment of External Auditors

The annual meeting of the Stockholders was held **on June 28, 2023** by remote communication and was attended by shareholders, the Board of Directors, and various officers of the Corporation. The shareholders were allowed to cast their votes on each agenda item presented to them for approval. The shareholders were also given the opportunity to ask questions, express opinion, and make suggestions on various issues related to the Corporation. Under the rules and procedures for the meeting, the stockholders were requested to send their questions or comments on the items in the Agenda by email **on or before June 22, 2023. No questions or comments were received on the set deadline.** The Minutes of the Annual

Meeting of the Stockholders held on June 28, 2023 may be viewed and/or downloaded at https://opmc.com.ph/wp-content/uploads/Minutes-of-the-Regular-Annual-Stockholders-Mtg_June282023-1.pdf

At the end of the proxy validation process, votes were tabulated by the Office of the Corporate Secretary. All tabulation results for the meeting were subsequently validated by SyCip Gorres Velayo & Co.

The results of the voting for each agenda item are as follows:

1. Proof of Notice and Determination of Quorum

The Corporate Secretary certified that the required notice of the annual meeting was sent to the stockholders of record as of June 15, 2023 through the following methods:

- a. By publication in the business section of the Philippine Star and Business World for two consecutive days on June 5, and June 6, 2023 in both online and print formats;
- b. By posting on the website of the Corporation; and
- c. By disclosure to the Philippine Stock Exchange via PSE Edge

A quorum was present by the presence, in person and by proxy, of shareholders entitled to vote which represent 102,119,010,460 shares or 51.06% of the total issued and outstanding shares of the Corporation.

2. Approval of Minutes of June 23, 2022 Regular Annual Stockholders' Meeting

The minutes were approved by stockholders, in person and by proxy, holding **102,119,010,460 shares** which represent **51.06%** of the total issued and outstanding shares of the Corporation. No stockholder voted against or abstained from voting on this agenda item.

Agenda	Votes in Favor		Votes Against		Votes Abstaining	
	Number of shares	% to Total Outstanding Shares	Number of shares	% to Total Outstanding Shares	Number of shares	% to Total Outstanding Shares
Approval of the 2022 Minutes of ASM	102,119,010,460	51.06%	0	0%	0	0%

The resolution of the stockholders, in person and by proxy, covering this agenda item can be found below:

“RESOLVED, that the Minutes of the Regular Annual Stockholders' Meeting of Oriental Petroleum and Minerals Corporation held on June 23, 2022 be hereby approved.”

3. Reports of Officers, Presentation of Annual Report and Ratification of all acts and resolutions of the Board of Directors and Management

The report on the results of operations and financial performance of the Corporation for the year ended December 31, 2022 was noted and the audited financial statements for the same year and acts of the Board of Directors and Officers of the Corporation were approved by stockholders, in person and by proxy, holding **102,119,010,460 shares** which represent **51.06%** of the total issued and outstanding shares of the Corporation. No stockholder voted against or abstained from voting on this agenda item.

Agenda	Votes in Favor		Votes Against		Votes Abstaining	
	Number of shares	% to Total Outstanding Shares	Number of shares	% to Total Outstanding Shares	Number of shares	% to Total Outstanding Shares
Reports of Officers, Presentation of Annual Report & Ratification of all	102,119,010,460	51.06%	0	0%	0	0%

acts and resolutions of the BOD and Management						
--	--	--	--	--	--	--

The resolution of the stockholders, in person and by proxy, covering this agenda item can be found below:

“RESOLVED, that the report on the results of operations and financial performance of the Corporation for the year ended December 31, 2022, the audited financial statements for the same year and all the acts of the Board of Directors and its committees, Officers and Management of the Corporation be hereby approved, confirmed and ratified.”

4. Election of Board of Directors

The nominees for election as members of the Board of Directors of the Corporation received the following number of votes:

Nominee	Votes in Favor		Votes Against	
	Number of shares	% to Total Outstanding Shares	Number of shares	% to Total Outstanding Shares
James L. Go	102,119,010,460	51.06%	0	0
Lance Y. Gokongwei	102,119,010,460	51.06%	0	0
Perry L. Pe	102,119,010,460	51.06%	0	0
Robert G. Coyiuto, Jr.	102,119,010,460	51.06%	0	0
Benedicto T. Coyiuto	102,119,010,460	51.06%	0	0
James G. Coyiuto	102,119,010,460	51.06%	0	0
Josephine V. Barcelon	102,119,010,460	51.06%	0	0
Brian M. Go	102,119,010,460	51.06%	0	0
Jose Victor Emmanuel A. De Dios	102,119,010,460	51.06%	0	0
Jose M. Layug, Jr.	102,119,010,460	51.06%	0	0
Emmanuel C. Alcantara	102,119,010,460	51.06%	0	0

No stockholder abstained from voting on this agenda item. The resolution of the stockholders, in person and by proxy, covering this agenda item can be found below:

“RESOLVED, that the following are hereby elected as the members of the Board of Directors of Oriental Petroleum and Minerals Corporation for the year 2023 to 2024:

1. James L. Go
2. Robert Coyiuto, Jr.
3. Lance Y. Gokongwei
4. Brian M. Go
5. Perry L. Pe
6. James G. Coyiuto
7. Benedicto T. Coyiuto
8. Josephine V. Barcelon
9. Jose Victor Emmanuel A. De Dios

And as Independent Directors:

1. Jose M. Layug, Jr.
2. Emmanuel C. Alcantara”

5. Election of External Auditors

The appointment of the auditing firm SyCip Gorres Velayo & Co. as the external auditor of the Corporation for the current fiscal year was approved by stockholders holding **102,119,010,460 shares** which represent **51.06%** of the total issued and outstanding shares of the Corporation. No stockholder voted against or abstained from voting on this agenda item.

Agenda	Votes in Favor		Votes Against		Votes Abstaining	
	Number of shares	% to Total Outstanding Shares	Number of shares	% to Total Outstanding Shares	Number of shares	% to Total Outstanding Shares
Appointment of SyCip Gorres Velayo & Co. as External Auditor	102,119,010,460	51.06%	0	0%	0	0%

The resolution of the stockholders, in person and by proxy, covering this agenda item can be found below:

“RESOLVED, that the appointment of the auditing firm SyCip Gorres Velayo & Co. as the external auditor of the Corporation for the current fiscal year 2023 be hereby approved.”

**Every resolution for approval of the stockholders in the 2023 Annual Stockholders’ Meeting was introduced by a motion duly seconded through the online platform of the virtual meeting. The Chairman asked if there was any objection to every motion. Since there were no objections, all the motions were carried without a vote. The number of votes indicated here are the votes on the resolution from: (a) votes of proxies with instructions; (b) votes submitted electronically to the Corporate Secretary by email; and (c) votes of the Chairman as holder of proxies, which would have been counted if there was a voting on the resolution.

Brief description of material matters approved by the Board of Directors and Management and disclosed to the SEC and PSE since the last annual stockholders’ meeting of June 28, 2023 for ratification by the stockholders:

1. Declaration of a regular cash dividend in the amount of PhP0.0005 on each common share of stock to all stockholders of record as of July 27, 2023 and payable on August 18, 2023
2. Results of the Organizational Meeting of the Board of Directors

Items 16 – 18. None

Item 19. Voting Procedures

(a) The vote required for approval or election:

The foregoing matters will require the affirmative vote of a majority of the shares of the Company present or represented and entitled to vote at the Annual Meeting. Likewise, directors shall be elected upon the majority vote of the shares present or represented and entitled to vote at the Annual Meeting.

(b) The method by which votes will be counted:

In accordance with Article II, Section 6 of the By-Laws, every stockholder shall be entitled to vote, person or by proxy, for each share of stock held by him which has voting power upon the matter in questions.

The election is executed through balloting or by other means approved by the stockholders, done manually. Article II, Section 7, By-Laws: A Board of Election Inspectors appointed by the Board, composed of the Corporate Secretary and two (2) members, shall determine the validity of proxies, receive votes, ballots, etc. And determine and announce the results in the election of Directors.

Sections 23 and 57 of the Revised Corporation Code provides that the Corporation may allow a stockholder to cast his vote in absentia via modes which the Corporation shall establish, taking into account the company’s scale, number of shareholders or members, structure and other factors consistent with the basic right of corporate suffrage.

The votes of the stockholders registered as present in the online meeting remotely or by proxy, or voting in absentia, shall be counted electronically, and the Chairman will announce the result of the voting. Stockholders participating in the online meeting are given an electronic ballot which will allow them to vote

on all items in the agenda presented for voting in the meeting. The ballots will be filled up electronically by stockholders and submitted electronically to the Corporate Secretary or her duly authorized representative/s. The valid votes will be counted by the Corporate Secretary. The Chairman will then announce the result after the counting.

Item 20. Participation of Stockholders by Remote Communication

In support of the efforts to contain the outbreak of COVID-19 and to ensure the safety and welfare of its stockholders, directors, officers, and employees, the Corporation will dispense with the physical attendance of stockholders at the meeting and will allow attendance only by remote communication. The livestream of the meeting shall be viewable at the following web address: <https://bit.ly/OPMASM2024>

In order for the Corporation to properly conduct validation procedures, stockholders who have not sent their proxies or registered on the voting in absentia website who wish to participate via remote communication must notify the Corporation by email to orientalpetroleum@opmc.com.ph on or before **May 17, 2024**.

Please refer to **Annex A** for the detailed guidelines for participation via remote communication and the procedures for registration and casting votes in absentia.

Restriction that Limits the Payments of Dividends on Common Shares

None.

Recent Sales of Unregistered or Exempt Securities Including Recent Issuance of Securities Constituting an Exempt Transaction

There are no recent sales of unregistered or exempt securities including recent issuance of securities constituting an exempt transaction. All shares of the Company are listed on the Philippine Stock Exchange.

Market for Registrant's Common Equity and Related Stockholder Matters

Principal Market or Markets where the Issuer's Common Equity is Traded

The common stock of the Company is listed on the Philippine Stock Exchange. Stock prices of the common stock are as follow:

STOCK PRICES (in pesos)	CLASS A		CLASS B	
	High	Low	High	Low
2023				
First Quarter	0.0120	0.0100	0.0120	0.0100
Second Quarter	0.0110	0.0092	0.0110	0.0093
Third Quarter	0.0110	0.0076	0.0099	0.0077
Fourth Quarter	0.0088	0.0073	0.0089	0.0081
2022				
First Quarter	0.0130	0.0100	0.0140	0.0100
Second Quarter	0.0120	0.0100	0.0130	0.0110
Third Quarter	0.0120	0.0100	0.0130	0.0100
Fourth Quarter	0.0120	0.0098	0.0120	0.0100
2021				
First Quarter	0.0370	0.0100	0.0350	0.0100
Second Quarter	0.0130	0.0110	0.0140	0.0110
Third Quarter	0.0130	0.0100	0.0130	0.0110
Fourth Quarter	0.0120	0.0100	0.0120	0.0100

VOLUME (in billion shares)	CLASS A	CLASS B
2023		
First Quarter	0.780	0.118
Second Quarter	0.829	0.746
Third Quarter	2.000	0.056
Fourth Quarter	0.474	0.122
2022		
First Quarter	4.192	1.962
Second Quarter	0.996	0.184
Third Quarter	1.597	0.778
Fourth Quarter	1.579	0.203
2021		
First Quarter	66.750	19.050
Second Quarter	6.271	28.998
Third Quarter	2.088	1.250
Fourth Quarter	2.608	12.186

As of December 31, 2023, there are approximately **11,524** stockholders both for Class "A" and "B" shares.

Cash Dividends

On June 28, 2023, the Board of Directors of the Company approved the declaration of a cash dividend in the amount of \$0.00001 (PhP0.0005) per share or a total of \$1.79 million (PhP100 million) from the Company's unrestricted retained earnings as of December 31, 2022 to all stockholders of record as of July 27, 2023 and payable on August 18, 2023. As of December 31, 2023 and 2022, retained earnings available for dividend declaration amounts to \$4.91 million and \$3.11 million, which solely pertains to the Parent Company.

On June 23, 2022, the Board of Directors of the Company approved the declaration of a cash dividend in the amount of \$0.00001 (PhP0.0005) per share or a total of \$1.84 million (PhP100 million) from the Company's unrestricted retained earnings as of December 31, 2021 to all stockholders of record as of July 22, 2022 and payable on August 16, 2022. As of December 31, 2022 and 2021, retained earnings available for dividend declaration amounts to \$3.11 million and \$4.87 million, which solely pertains to the Parent Company.

On June 29, 2021, the Board of Directors of the Company approved the declaration of a cash dividend in the amount of \$0.00001 (PhP0.0005) per share or a total of \$2.06 million (PhP100 million) from the Company's unrestricted retained earnings as of December 31, 2020 to all stockholders of record as of July 28, 2021 and payable on August 20, 2021.

On June 25, 2020, the Board of Directors of the Company approved the declaration of a cash dividend in the amount of \$0.00001 (PhP0.0005) per share or a total of \$2.00 million (PhP100 million) from the Company's unrestricted retained earnings as of December 31, 2019 to all stockholders of record as of July 24, 2020 and payable on August 18, 2020.

On June 27, 2019, the Board of Directors of the Company approved the declaration of a cash dividend in the amount of \$0.00001 (PhP0.0005) per share or a total of \$1.94 million (PhP100 million) from the Company's unrestricted retained earnings as of December 31, 2018 to all stockholders of record as of July 26, 2019 and payable on August 20, 2019.

CORPORATE GOVERNANCE

The Corporation adheres to the principles and practices of good corporate governance, as embodied in its Corporate Governance Manual, Code of Ethics and related SEC Circulars. Continuous improvement and monitoring of governance and management policies have been undertaken to ensure that the Corporation observes good governance and management practices. This is to assure the shareholders that the Corporation conducts its business with the highest level of integrity, transparency and accountability.

The Corporation likewise consistently strives to raise its financial reporting standards by adopting and implementing prescribed Philippine Financial Reporting Standards (PFRSs).

The level of compliance of the Corporation to the provisions of the Corporate Governance Manual was reported and explained in the Corporate Governance Self-Rating Form submitted by the Corporation to the Securities and Exchange Commission (SEC). Deviations from the provisions of the Corporate Governance Manual were also set out in the said form submitted to the SEC.

Additional Information as of March 31, 2024 are as follows:

1. Market Price and Volume for the Corporation's Common Equity for the month of March 2024:

	CLASS A		CLASS B	
	High	Low	High	Low
Stock price (in pesos)	0.0097	0.0078	0.0092	0.0076
Volume (Main Board, in shares)	695,000,000		80,000,000	

The closing stock price of the Company's shares as of March 31, 2024 is PhP0.0091 for Class A and PhP0.0092 for Class B.

2. The number of shareholders of record as of March 31, 2024 was 11,517.

As of March 31, 2024, there are approximately **11,517** stockholders both for Class "A" and "B" shares.

3. List of Top 20 Stockholders as of March 31, 2024:

Name of Stockholders	Number of Shares Held	Percent to Total Outstanding
1. PCD NOMINEE CORPORATION	94,110,729,826	47.06
2. JG SUMMIT CAPITAL SERVICES CORP.	37,051,952,896	18.53
3. R. COYIUTO SECURITIES, INC.	21,612,400,006	10.81
4. PRUDENTIAL GUARANTEE & ASSURANCE, INC.	12,892,285,272	6.45
5. JAMES L. GO	2,511,000,001	1.26
6. J.G. SUMMIT HOLDINGS, INC.	1,756,248,841	0.88
7. PCD NOMINEE CORPORATION (NON-FILIPINO)	1,278,142,011	0.64
8. F & J PRINCE HOLDINGS CORP.	1,260,888,642	0.63
9. PAULINO G. PE	935,000,000	0.47
10. DAVID GO SECURITIES CORP.	698,083,201	0.35
11. MARGARET S. CHUA CHIACO	663,400,000	0.33
12. TIONG KENG CHING	622,512,998	0.31
13. ROBERT COYIUTO, JR.	565,664,986	0.28
14. JAMES UY, INC.	471,843,600	0.24
15. ERNESSON S. CHUA CHIACO	441,600,000	0.22
16. GENEVIEVE S. CHUA CHIACO	441,600,000	0.22
17. MANUEL S. CHILIP	360,842,316	0.18

18. CONSTANTINE TANCHAN ERNESTO CHUA CHIACO &/OR	333,025,609	0.17
19. MARGARET S. CHUA CHIACO	299,000,000	0.15
20. SANTIAGO TANCHAN III	298,546,547	0.15
	178,604,766,752	89.33
OTHERS	213,952,332,48	10.67
TOTAL	200,000,000,000	100.00

The full list of stockholders of the Corporation as of Record Date, April 24, 2024, as attached herewith as **Annex B**.

Key Performance Indicators for the years ended December 31:

	2023	2022	2021
Revenue from Petroleum Operations	\$3,020,421	\$3,614,375	\$3,506,189
Petroleum Production Costs	1,946,239	1,634,386	2,260,895
Interest and Dividend Income	4,153,130	3,749,000	3,683,609
Core income (before FX gain/loss and taxes)	3,914,429	4,513,861	3,583,793
Foreign exchange gain (loss) - net	375,774	(3,399,246)	(1,886,174)
Net income	3,947,331	747,251	1,659,970

The exchange rates used to convert the Group's Philippine Peso-denominated assets and liabilities into US Dollar:

	2023	2022	2021
US dollar-Philippine peso exchange rate	PhP55.567 to US\$1.00	PhP56.120 to US\$1.00	PhP50.774 to US\$1.00

	2023	2022	2021
Current Ratio	28.71:1	28.38:1	39.00:1
Acid Test Ratio	27.55:1	26.87:1	38.43:1
Debt-to-Equity Ratio		Not Applicable	
Asset-to-Equity Ratio	1.03:1	1.03:1	1.04:1
Interest Rate Coverage		Not Applicable	
Return on Equity	4.58%	0.84%	1.79%
Return on Assets	4.43%	0.82%	1.74%
Gross Profit Margin	21.08%	41.31%	16.12%
Net Working Capital Ratio	0.27:1	0.19:1	0.23:1

Figures are based on Audited Financial Statements

The manner in which the Group calculates the above indicators is as follows:

- Current ratios are computed by dividing current assets over current liabilities.
- Acid test ratios are computed by dividing current assets less inventory and prepayments over current liabilities.
- Percentage of debt to equity resulted from dividing total borrowings (short-term & long-term borrowings) over stockholder's equity.
- Percentage of asset to equity resulted from dividing total assets over total stockholder's equity.
- Return on equity percentage pertains to net income over average total stockholder's equity.
- Return on assets percentage is computed by dividing net income over average total assets.
- Gross profit margins are computed by dividing gross income over total revenues.
- Net working capital ratios are derived at by getting the difference of current assets and current liabilities divided by total assets.

PART II

INFORMATION REQUIRED IN A PROXY FORM

Not Applicable.

PART III

ORIENTAL PETROLEUM AND MINERALS CORPORATION, AS REGISTRANT, UNDERTAKES THAT A COPY OF THIS ANNUAL REPORT ON SEC FORM 17-A SHALL BE PROVIDED WITHOUT ANY CHARGE TO ANY STOCKHOLDER WHO MAKES A WRITTEN REQUEST FOR SUCH COPY. THE REQUEST SHOULD BE ADDRESSED TO THE CORPORATE SECRETARY, 34th FLOOR ROBINSONS EQUITABLE TOWER, ADB AVENUE, ORTIGAS CENTER, PASIG CITY.

SIGNATURES


After reasonable inquiry and to the best of my knowledge and belief, I certify that the information set forth in this report is true, complete and correct. This report is signed in the City of Pasig on May 3, 2024.

ORIENTAL PETROLEUM AND MINERALS CORPORATION

Issuer

May 3, 2024

Date


Vicente O. Caoile, Jr.
Corporate Secretary

**2024 ANNUAL STOCKHOLDERS' MEETING
OF ORIENTAL PETROLEUM AND MINERALS CORPORATION
REGISTRATION AND PROCEDURE FOR VOTING *IN ABSENTIA*
AND PARTICIPATION VIA REMOTE COMMUNICATION**

I. VOTING *IN ABSENTIA*

1. Stockholders as of April 24, 2024 (the "Stockholder/s") may register by email to orientalpetroleum@opmc.com.ph.
2. Upon registration, stockholders must provide the information and email the documents listed below (the file size should be no larger than 5MB):
 - a. For individual Stockholders:
 - i. Email address
 - ii. First and Last Name
 - iii. Birthdate
 - iv. Address
 - v. Mobile Number
 - vi. Phone Number
 - vii. Current photograph of the Stockholder, with the face fully visible
 - viii. Valid government-issued ID
 - ix. For Stockholders with joint accounts: A scanned copy of an authorization letter signed by all Stockholders, identifying who among them is authorized to cast the vote for the account (to be uploaded under Other Documents)
 - x. If holding shares through a broker, the certification from the broker stating the name of the beneficial owner and the number of shares owned by such Stockholder.
 - b. For corporate/organizational Stockholders:
 - i. Email address
 - ii. First and Last Name
 - iii. Address
 - iv. Mobile Number
 - v. Phone Number
 - vi. Current photograph of the individual authorized to cast the vote for the account (the "Authorized Voter")
 - vii. Valid government-issued ID of the Authorized Voter
 - viii. A scanned copy of the Secretary's Certificate or other valid authorization in favor of the Authorized Voter (to be uploaded under Other Documents)
 - ix. If holding shares through a broker, the certification from the broker stating the name of the beneficial owner and the number of shares owned by such Stockholder.
3. Registration shall be validated by the Office of the Corporate Secretary in coordination with the Stock Transfer Agent of the Corporation. After passing the validation process, the Stockholder will receive an email confirmation on their successful and validated registration.
4. The registered Stockholder are given an electronic ballot by email which will allow them to vote on all items in the agenda presented for voting in the meeting. The ballots will be filled up electronically by stockholders and submitted back electronically to the Office of the Corporate Secretary. All items in the agenda for approval shall be shown one at a time and the registered Stockholder may vote Yes, No, or Abstain. The vote is considered cast for all the registered Stockholder's shares.
5. Voting shall be open from May 13, 2024 12:01 a.m. to May 17, 2024, 11:59 p.m.
6. The Office of the Corporate Secretary shall tabulate all votes cast *in absentia* together with the votes cast by proxy, and an independent third party will validate the results. The valid votes will be

counted by the Corporate Secretary. The Chairman will then announce the result after the counting.

7. Stockholders who register and vote on the website for voting *in absentia* are hereby deemed to have given their consent to the collection, use, storing, disclosure, transfer, sharing and general processing of their personal data by the Corporation and by any other relevant third party for the purpose of electronic voting *in absentia* for the Annual Stockholders' Meeting and for all other purposes for which the Stockholder can cast his/her/its vote as a stockholder of the Corporation.

II. PARTICIPATION VIA REMOTE COMMUNICATION

1. Stockholders may attend the meeting on May 24, 2024 at 10:30 AM. via the following livestreaming link: <https://bit.ly/OPMASM2024>. The livestream shall be broadcast via Microsoft Teams, which may be accessed either on the web browser or on the Microsoft Teams app. Those who wish to view the livestream may sign in using any Microsoft account or may join the stream anonymously.
2. Stockholders who have **not** sent their proxies or registered ("Unregistered Stockholders") may still attend the meeting through the livestreaming link.
3. For purposes of quorum, only the following Stockholders shall be counted as present:
 - a. Stockholders who have registered and voted for voting *in absentia* by May 17, 2024;
 - b. Stockholders who have sent their proxies together with documents required for stockholders submitting a proxy to the Office of the Corporate Secretary via email to orientalpetroleum@opmc.com.ph by May 17, 2024;
4. Questions and comments on the items in the Agenda may be sent to orientalpetroleum@opmc.com.ph. Questions or comments received on or before May 17, 2024 may be responded to during the meeting. Any questions not answered during the meeting shall be answered via email. Stockholders are advised to send in their questions as early as possible.

ANNEX B

LIST OF STOCKHOLDERS (SUMMARY)

ORIENTAL PETROLEUM AND MINERALS CORPORATION
As Of Record Date April 24, 2024

ACCT NO.	STOCKHOLDER'S NAME	OUTSTANDING & ISSUED SHARES (FULLY PAID)	OUTSTANDING & ISSUED SHARES (PARTIALLY PAID)	TOTAL HOLDINGS (SUBSCRIBED)	PERCENTAGE TO TOTAL
INDIVIDUAL					
00-000800-2	DANTE ABACAAND/OR ANA MARIE	342,404	0	342,404	0.00
00-001000-6	BERNADETTE LOMOTAN ABAD	642,009	0	642,009	0.00
00-001100-9	EDWIN ABADAND/OR BERNADETTE LOMOTAN	3,225,453	0	3,225,453	0.00
00-001400-7	ERNESTO B. ABADMA. TERESA A. TIONGSON	214,002	0	214,002	0.00
03-301624-4	FLORA ABAD	38,521	0	38,521	0.00
00-001700-5	JESUSA ABAD	108,401	20,000	128,401	0.00
00-002500-5	MARTINIANO ABAD	1,075,150	0	1,075,150	0.00
00-002900-6	REMEDIOS ABAD	64,200	0	64,200	0.00
00-002100-4	LEOPOLDO A. ABAD JR.	27,706	0	27,706	0.00
02-512100-1	RODOLFO G. ABAD SANTOS	1,426,042	499,987	1,926,029	0.00
00-003400-8	LINA F. ABADIA	64,200	0	64,200	0.00
03-267319-7	LEONARDO R. ABADILLA	66,666	0	66,666	0.00
00-004200-8	ESTANISLAO Q. ABAINZA	192,601	0	192,601	0.00
00-004400-3	MELITA ABALLE	107,001	0	107,001	0.00
00-004500-6	FRANCISCO ABALOS	128,401	0	128,401	0.00
00-005000-8	RODOLFO ABALOS	64,200	0	64,200	0.00
00-005300-6	SOCORRO V. ABALOS	363,805	0	363,805	0.00
00-005200-3	SOCORRO VITUG ABALOS	64,200	0	64,200	0.00
00-005600-4	RODULFO M. ABANES	42,800	0	42,800	0.00
00-005700-7	PONCIANO ABANO	428,006	0	428,006	0.00
00-005900-2	PABLO LL. ABAO	42,800	0	42,800	0.00
00-006000-3	ARCADIO ABARABAR	21,395,510	0	21,395,510	0.01
03-467030-1	ARLETTE ABARRA	256,810	0	256,810	0.00
00-006700-2	JANE F. ABASTILLA	51,362	0	51,362	0.00
00-006800-5	FORTUNATO U. ABAT	1,000,000	0	1,000,000	0.00
00-007100-1	ANTONIO C. ABAYA	0	60,000	60,000	0.00
03-777374-4	BENJAMIN C. ABAYA	309,072	0	309,072	0.00
00-007300-7	BENJAMIN S. ABAYA	684,809	0	684,809	0.00
00-008100-7	RAFAEL R ABAYA	106,396	0	106,396	0.00
00-008000-4	RAMON C ABAYA	100,000	0	100,000	0.00
00-008400-5	TERESITA ABAYA	64,200	0	64,200	0.00
00-008500-8	HELEN M. ABAYANG	85,601	0	85,601	0.00
00-010600-8	NELLY G. ABDON	814,878	0	814,878	0.00
00-011000-7	FELIPE L. ABEL	106,993	0	106,993	0.00
03-629670-4	BENJAMIN ABELA	4,300,714	0	4,300,714	0.00
03-579442-9	PATRICIA ABELA	128,405	0	128,405	0.00
00-011200-2	JOSE M. ABELADA	214,002	0	214,002	0.00
00-011300-5	EDUARDA J. ABELARDO	49,980	0	49,980	0.00
00-011600-3	GREGORIO ABELIDO	214,002	0	214,002	0.00
00-011900-1	DOMINADOR R. ABELLA	60,133	0	60,133	0.00
00-012000-2	EDUARDO J.F. ABELLA	564,966	0	564,966	0.00
00-012100-5	ISABEL A ABELLA	215,026	0	215,026	0.00
00-012400-3	MELCHOR S. ABELLA	128,401	0	128,401	0.00
00-012900-7	VICENTE A. ABELLAR	1,369,619	0	1,369,619	0.00
03-493730-1	MANUEL ABELLO	73,264	0	73,264	0.00
00-012200-8	MANUEL E. ABELLO JR	856,013	0	856,013	0.00
00-013300-6	BONIFACIO ABEN	428,006	0	428,006	0.00
00-013400-9	EDGARDO M. ABENINA	128,401	0	128,401	0.00
00-013500-1	BRUNO ABERASTURI	2,140,033	0	2,140,033	0.00
03-401129-3	JOSEPH Q. ABERILLA	128,405	0	128,405	0.00
00-013600-4	AMBROSIO P. ABES	1,005,529	0	1,005,529	0.00
00-014300-1	JORGE PADILLA ABES	1,291,151	0	1,291,151	0.00
00-014500-7	MA. CECILIA PADILLA ABES	1,005,530	0	1,005,530	0.00
00-014700-2	MA. CORAZON PADILLA ABES	1,291,152	0	1,291,152	0.00
00-014800-5	MA. REBECCA PADILLA ABES	1,291,152	0	1,291,152	0.00
00-014200-9	FRANCISCO T ABES JR.	17,118	0	17,118	0.00
00-016000-4	TEODORA A. ABESAMES	17,445,220	0	17,445,220	0.01
00-015300-7	ALFONSO P. ABESAMIS	604,787	0	604,787	0.00
00-015600-5	ISIDRO P. ABESAMIS	240,752	0	240,752	0.00
00-015700-8	OSCAR ABESAMIS	171,202	0	171,202	0.00
00-015500-2	IMELDA ABESAMIS-LAYNO	214,002	0	214,002	0.00
03-526239-3	BHERUMAL ABICHANDANI	227,241	0	227,241	0.00
00-016400-5	ROMEO M. ABILLADA	288,903	0	288,903	0.00
00-016500-8	EXPEDITO O. ABIOG	642,009	0	642,009	0.00
00-016800-6	PAZ V. ABIS	426,063	0	426,063	0.00

00-017100-2	DOMINADOR T. ABITONG	42,800	0	42,800	0.00
00-017500-3	HOOVER S. ABLING	420,410	0	420,410	0.00
00-018100-8	MARIE I. ABOITIZ	286,703	0	286,703	0.00
00-016900-9	MELISSA MARIE O. ABOITIZ	166,665	0	166,665	0.00
00-018500-9	CHERYL B. ABON	25,681	0	25,681	0.00
00-018600-1	JOVILIO R. ABONG	470,378	0	470,378	0.00
00-018700-4	ELIZABETH B. ABORDO	71,202	0	71,202	0.00
00-018800-7	ISABEL V. ABORDO	42,800	0	42,800	0.00
00-019100-3	JEANNE B. ABORDO	85,601	0	85,601	0.00
00-019400-1	MARIANNE CAMILLE R. ABRENICA	79,799	0	79,799	0.00
00-019500-4	ANTONIO LAO ABRERA	5,039,776	0	5,039,776	0.00
00-019600-7	ANTONIO LAO ABRERA	10,079,555	0	10,079,555	0.01
00-019800-2	ILLUMINADA ABRERA	42,800	0	42,800	0.00
00-019900-5	CORNELIA M. ABREU	1,597,624	200,000	1,797,624	0.00
00-020000-2	MARY F. ABREU	308,163	0	308,163	0.00
02-834000-7	AURORA R. ABREU TORRES	239,527	119,997	359,524	0.00
00-020200-8	ADELA VILLA ABRILLE	64,200	0	64,200	0.00
00-020700-1	TERESITA VILLA ABRILLE	64,200	0	64,200	0.00
00-020500-6	HARRY A. ABRILLO	30,000	0	30,000	0.00
00-020800-4	ALFREDO G ABRINA	321,004	0	321,004	0.00
00-020900-7	JAIME ABUBAKAR	642,009	0	642,009	0.00
00-021400-9	MA. SOCORRO E. ABUEVA	99,997	0	99,997	0.00
00-021500-1	CASTO A. ABUNDO	321,004	0	321,004	0.00
00-021600-4	ESCOLASTICA P. ABUTIN	128,401	0	128,401	0.00
00-022000-3	JOVENCIO ABUTIN	128,401	0	128,401	0.00
03-749874-6	EFREN ACACIO&/OR ZENAIDA ACACIO	6,182,279	0	6,182,279	0.00
03-176205-9	APOLONIA D. ACADEMIA	128,405	0	128,405	0.00
03-750274-1	TERESITA ROSARIO DAMIAN ACADEMIA	247,320	0	247,320	0.00
00-022300-1	LILIA R. ACAP	856,013	0	856,013	0.00
00-022400-4	ALFREDO ACEDERA JR.	321,004	0	321,004	0.00
00-023000-9	ANTONIO A. ACERO	214,002	0	214,002	0.00
00-022900-8	ARNOLFO O. ACERO	0	99,993	99,993	0.00
00-023600-5	MA. DOLORES ACEVEDO	762,360	0	762,360	0.00
03-175905-2	PURITA A. ACEVEDO	2,054,481	0	2,054,481	0.00
00-024100-7	GREGORIO ACHACOSO	182,782	0	182,782	0.00
00-024400-5	CONSUELO I. ACHANZAR	380,892	0	380,892	0.00
00-024500-8	ORLINO I. ACHANZAR	365,335	0	365,335	0.00
03-189007-7	ORLINO I. ACHANZAR&/OR JUANITA M. BERAN	81,412	0	81,412	0.00
00-024700-3	ANTONIO V. ACHURRA	1,284,019	0	1,284,019	0.00
00-025700-9	ROSARIO J. ACOL	1,612,724	0	1,612,724	0.00
00-025900-4	ELIZABETH ACOP	856,013	0	856,013	0.00
00-026300-3	ANTONIO B. ACOSTA	85,601	0	85,601	0.00
00-027300-9	RAQUEL M ACOSTA	898,836	0	898,836	0.00
00-026100-8	ANTONIO C. ACOSTA, JR.	214,002	0	214,002	0.00
00-027500-4	JOSEPH ACQUARULO	107,001	0	107,001	0.00
03-524939-1	EMMANUEL E. ACUNA	5,495,742	0	5,495,742	0.00
00-027800-2	JOSE ACUNA	85,601	0	85,601	0.00
00-027900-5	JOSE S. ACUNA	353,104	0	353,104	0.00
00-028000-6	MAXIMA E. ACUNA	77,256,079	0	77,256,079	0.04
00-028200-1	PAZ TERESA SANTOS ACUNA	192,601	0	192,601	0.00
00-028300-4	ROSARIO ACUNA	123,720,006	0	123,720,006	0.06
03-414229-3	SAMIA ACUNA	7,327,650	0	7,327,650	0.00
03-446930-9	SAMIA ACUNA	5,862,119	0	5,862,119	0.00
03-446830-6	EMMANUEL ACUNA, JR.	5,862,119	0	5,862,119	0.00
00-029100-4	MARGARITA Q. ADAIR	85,601	0	85,601	0.00
00-029400-2	SYLVIA V. ADAME	6,666	0	6,666	0.00
00-029500-5	RUFINO B. ADAMI	14,674	0	14,674	0.00
00-030000-3	ALEXANDER ADAMSONITF NICKY ADAMSON	38,521	0	38,521	0.00
00-030100-6	ALEXANDER ADAMSONITF PHILIP ADAMSON	38,521	0	38,521	0.00
03-465330-9	PHILIP A. ADAMSON	15,544	0	15,544	0.00
00-030400-4	GORGONIO ADARME	1,070,015	0	1,070,015	0.00
00-030700-2	JOSE ADIA	85,601	0	85,601	0.00
03-514739-5	NORSON C. ADIONG	712,767	0	712,767	0.00
00-030800-5	ANTONIO H ADORABLE	2,150,301	0	2,150,301	0.00
00-031300-7	ALFREDO C. ADRIANO&/OR ARACELI	16,050	0	16,050	0.00
00-031500-2	ANSELMO G. ADRIANO	1,261,937	249,993	1,511,930	0.00
00-031600-5	DELFIN C. ADRIANO	3,210,049	0	3,210,049	0.00
00-031900-3	FIDEL ADRIANO&/OR CONCHITA	42,800	0	42,800	0.00
00-032000-4	MARIO ADRIANOAND/OR CATALINA BERNARDO	642,009	0	642,009	0.00
00-032100-7	PACITA B. ADRIANO	642,009	0	642,009	0.00
00-032300-2	ROLANDO P. ADRIANO	1,140	0	1,140	0.00
03-430329-6	ROLANDO P. ADRIANO&/OR VALENTIN P. ADRIANO, JR.	128,405	0	128,405	0.00
00-031200-4	FELIX B. ADRIAS	80,994	0	80,994	0.00
03-412429-8	RITA CONEJERO ADRIAS	128,400	0	128,400	0.00
03-435329-3	MANIK O. ADVANI	156,140	0	156,140	0.00
00-032800-6	FRANCISCO F. ADVENTO	70,041	0	70,041	0.00
00-032900-9	ANTONIO ADVINCULA	42,800	0	42,800	0.00
00-033200-5	DOMINGO V. ADVINCULA	203,717	0	203,717	0.00
00-033100-2	DOMINGO V. ADVINCULAAND/OR VIRGINIA D. ADVINCULA	4,622,471	0	4,622,471	0.00

00-033300-8	ASTERIA AFABLEAND/OR BUENAVENTURA AFABLE	49,649	0	49,649	0.00
00-033800-1	CARMEN A. AFABLE	80,670	0	80,670	0.00
00-033600-6	CESAR AFABLE	139,783	0	139,783	0.00
00-034000-5	DELIA AFABLE	11,438	0	11,438	0.00
00-034100-8	MICHAEL AFABLE	9,370	25,991	35,361	0.00
00-034500-9	PRESENTACION A. AFABLE	679,065	0	679,065	0.00
00-035600-7	LILIA AFRICA	385,205	0	385,205	0.00
00-036100-9	PILAR AFRICA	21,400	0	21,400	0.00
00-036300-4	VICTOR V AFRICA	537,574	0	537,574	0.00
00-035500-4	CARMELO P. AFRICA JR.	1,284,019	0	1,284,019	0.00
00-036400-7	BASILLO B. AFUANG	40,000	0	40,000	0.00
03-363724-3	ARMANDO AFURONG	513,620	0	513,620	0.00
00-036700-5	GODFREY AGABEG	214,002	0	214,002	0.00
00-036800-8	MARIE LETTY AGAMING	42,800	0	42,800	0.00
00-037000-1	JOSE J. AGAN	214,002	0	214,002	0.00
00-037100-4	MARTA V. AGANA	321,004	0	321,004	0.00
00-037200-7	AVELINO M. AGANDA	321,004	0	321,004	0.00
00-037400-2	AVELINO M. AGANDA	449,406	0	449,406	0.00
03-373124-8	IMELDA M. AGANDA	205,446	0	205,446	0.00
00-037500-5	ROBERT H. AGANSAND EVELYN A. AGANS, JTWS	1,432,927	0	1,432,927	0.00
00-037900-6	ROMULO R. AGATEPAND/OR CARMENCITA R. AGATEP	55,680	0	55,680	0.00
00-038200-2	ESTER A. AGBAYANI	68,481	0	68,481	0.00
00-038400-8	ISABELITA AGBAYANI	33,333	0	33,333	0.00
00-039200-8	AMPARO AGCAOILI	47,340	0	47,340	0.00
00-039400-3	AVELINO C. AGCAOILIAND/OR ALBERTO DACANAY	100,000	0	100,000	0.00
00-039600-9	DANTE M. AGCAOILI	3,270,102	1,000,000	4,270,102	0.00
00-039900-7	PACIFICO V. AGCAOILIAND/OR LOURDES REYES AGCAOILI	293,514	1,033,312	1,326,826	0.00
00-040000-4	ROSARIO AGCAOILI	577,807	0	577,807	0.00
03-439729-6	WILFRIDO R. AGCAOILI&/OR MA. VICTORIA A. JUICO	18,924	0	18,924	0.00
00-040100-7	ANDRES AGLIBUT	160,489	0	160,489	0.00
00-040300-2	JULITA AGLIPAY	342,405	0	342,405	0.00
00-040400-5	MARY JANE AGNEWAND EDWARD K. AGNEW, JTWS	856,013	0	856,013	0.00
00-040500-8	CORA AGONCILLO	171,202	0	171,202	0.00
03-410029-6	ENRICA S. AGONCILLO	256,810	0	256,810	0.00
00-040700-3	NELLIE O. AGONCILLO	35,870	0	35,870	0.00
00-040900-9	VICENTE D. AGONCILLO	428,006	0	428,006	0.00
03-410129-9	RAMIRO S. AGONCILLO, JR.&/OR ENRICA S. AGONCILLO	256,810	0	256,810	0.00
00-041100-2	MIGUEL P. AGOT SR.	963,013	0	963,013	0.00
00-041200-5	LEONAAR AGPAOA	428,006	0	428,006	0.00
00-041300-8	BELEN AGRA	203,717	0	203,717	0.00
00-041500-3	SIXTO M. AGRAVIADOR	4,173,046	0	4,173,046	0.00
00-041700-9	ANGEL A. AGREGADO	4,268,470	0	4,268,470	0.00
00-041800-1	FREDDIE AGREGADO	128,401	0	128,401	0.00
03-274919-8	ALFONSO P. AGRINGO&/OR MARY GRACE R. AGRINGO	128,405	0	128,405	0.00
00-042100-8	MARIANO AGRUDA	642,009	0	642,009	0.00
00-042300-3	VICTORIA AGTARAP	513,605	0	513,605	0.00
00-042400-6	JUAN S. AGUAS	25,679	0	25,679	0.00
00-042500-9	ROMEO F. AGUENZA	642,009	0	642,009	0.00
00-042600-1	EMILIA L. AGUILA	42,800	0	42,800	0.00
00-042800-7	PACITA C. AGUILA	513,607	0	513,607	0.00
00-043100-3	CONCHITA U. AGUILAR	142,607	50,000	192,607	0.00
00-043600-7	ENCARNACION R. AGUILAR	64,200	0	64,200	0.00
00-044000-6	PATRICK AGUILAR	1,639,900	0	1,639,900	0.00
03-358224-6	ENCARNACION R. AGUILAR &OR JOSEFINAZAIDE &/OR LETICIA FRANCIS	32,100	0	32,100	0.00
03-230615-1	MICHAEL AGUILAR,	6,420	0	6,420	0.00
00-044300-4	ROMEO AGUILERA	249,993	0	249,993	0.00
00-044600-2	ANTONINETTE AGUINALDOAND/OR JOSE L. GARCIA	419,442	0	419,442	0.00
00-044700-5	EMILIE AGUINALDO	222,834	0	222,834	0.00
00-045100-4	FRANCISCO R. AGUINALDO	85,597	0	85,597	0.00
00-045200-7	HERIBERTO R. AGUINALDO	642,009	0	642,009	0.00
00-045400-2	HERIBERTO R. AGUINALDO	856,013	0	856,013	0.00
00-045500-5	REYNALDO AGUINALDO	1,066,739	0	1,066,739	0.00
00-045600-8	ROSALINDA C. AGUINALDO	214,002	0	214,002	0.00
00-046000-7	ANTONIO M. AGUIRRE	256,803	0	256,803	0.00
03-333924-6	ELISEA R. AGUIRRE	102,724	0	102,724	0.00
00-046400-8	EMMANUEL PE AGUIRRE	42,800	0	42,800	0.00
00-046600-3	IRENEO AGUIRRE	2,282,700	0	2,282,700	0.00
00-046700-6	MARIDYL AGUIRRE	11,438	0	11,438	0.00
00-046800-9	ROGELIO U. AGUIRRE	703,681	80,000	783,681	0.00
00-046900-1	SERAFIN AGUIRRE	428,006	0	428,006	0.00
00-047000-2	VERONICA AGUIRRE	4,278	0	4,278	0.00
03-199708-5	BENJAMIN AGUNOD	71,013	250,000	321,013	0.00
00-047500-6	ANTONIO A. AGUSTIN	214,002	0	214,002	0.00
00-049000-3	PERLA B. AGUSTIN	42,800	0	42,800	0.00
03-670271-7	RHODORA M. AGUSTIN	366,945	0	366,945	0.00
00-049300-1	RODOLFO AGUSTIN	21,400	0	21,400	0.00
00-049700-2	ISIDRO N. AHORROAND/OR ERLINDA B. AHORRO	42,800	0	42,800	0.00
00-049800-5	ARCELI S. AHYONG	128,401	0	128,401	0.00
03-350224-2	MARCELO O. AILES, JR.	28,405	0	28,405	0.00

00-051400-1	PAZ V. ALABANZA	284,019	0	284,019	0.00
00-051500-4	DOMINADOR A. ALAFRIZ	481,505	0	481,505	0.00
00-051600-7	MILAGROS S. ALAGONAND/OR RESTITUTO E. ALAGON	655,611	499,987	1,155,598	0.00
00-051800-2	MILAGROS L. ALAISA	42,800	0	42,800	0.00
00-052100-9	MAGDALENA ALAMES	428,006	0	428,006	0.00
00-052200-1	DAVID ALAMPAY	4,280,066	0	4,280,066	0.00
00-052400-7	NESTOR D. ALAMPAY JR.	352,733	0	352,733	0.00
00-052600-2	ASUNCION ALANDY	42,800	0	42,800	0.00
00-052700-5	CARMELO C. ALANDY	42,800	0	42,800	0.00
00-052800-8	LUIS J ALANDY	90,973	0	90,973	0.00
00-053000-1	ADOLFO S. ALANDY-DY	642,009	0	642,009	0.00
00-053100-4	NATIVIDAD G. ALANO	363,352	0	363,352	0.00
00-053500-5	VIRGINIA S. ALARAS	213,588	0	213,588	0.00
00-053600-8	SIMEON ALARCON	963,013	0	963,013	0.00
00-053800-3	ARTURO I. ALARILLA	1,284,019	0	1,284,019	0.00
00-053900-6	ANTONIO DE LAS ALAS	5,375,813	0	5,375,813	0.00
00-054000-7	TRINIDAD N. DE LAS ALAS	42,800	0	42,800	0.00
00-054200-2	FRISCILLA ALATIW	116,662	0	116,662	0.00
00-054400-8	RAMON O. ALAVA	709,982	810,000	1,519,982	0.00
00-054800-9	BENITO L. ALBAAND/OR ALICE ALBA	42,800	0	42,800	0.00
03-172303-3	FRANCISCO ALBA	42,607	0	42,607	0.00
03-372724-9	JOSE ALBERTO T. ALBA	51,362	0	51,362	0.00
00-055500-6	RICARDO ALBA	85,601	0	85,601	0.00
00-055700-1	VIRGINIA I. ALBA	85,601	0	85,601	0.00
01-779000-2	ANTONIO M. ALBANO	642,009	0	642,009	0.00
00-056500-1	ERLINDA E. ALBANOAND/OR EUSEBIO ALBANO	60,830	0	60,830	0.00
00-056600-4	FLORANTE ALBANO	10,000	24,999	34,999	0.00
03-270419-2	CESARIO R. ALBANO, JR.	1,369,654	0	1,369,654	0.00
03-294424-1	TRINIDAD M. ALBARRACIN	3,225,534	0	3,225,534	0.00
00-057800-5	EUGENIO R. ALBERT	385,205	0	385,205	0.00
00-057300-1	ANTONIO ALBERT SR.	38,489	0	38,489	0.00
03-357824-7	GERARDO ALBERTO&/OR ISABEL ALBERTO	6,645,241	0	6,645,241	0.00
03-446430-5	JOSE T. ALBERTO	10,929,842	0	10,929,842	0.01
00-058900-3	PEDRO F. ALBERTO	212,796	0	212,796	0.00
00-059000-4	POLICARPIO B. ALBERTO	161,267	0	161,267	0.00
00-059400-5	TEOPISTO V. ALBERTO	69,525	0	69,525	0.00
03-387529-2	ZAIDA RUBY ALBERTO	1,864,392	0	1,864,392	0.00
00-059900-9	ZOILO C ALBERTOAND/OR PILAR M. ALBERTO	671,969	0	671,969	0.00
00-059100-7	QUIRINO ALBERTO JR.	2,568,104	0	2,568,104	0.00
00-060600-2	LYDIA ALBOTRA	104,065	0	104,065	0.00
00-060800-8	AQUILINO SOL ALCANTARA	863,013	0	863,013	0.00
00-060700-5	ARMANDO T. ALCANTARA	85,601	0	85,601	0.00
00-061000-1	BRIGIDA R. ALCANTARAAND/OR CRISTAN ALCANTARA	132,597	60,000	192,597	0.00
03-530039-6	CHARITO ALCANTARA	642,026	0	642,026	0.00
00-061100-4	CONCEPCION ALCANTARA	13,332	0	13,332	0.00
00-061400-2	FEDERICO M. ALCANTARA	42,800	0	42,800	0.00
00-061600-8	MARCELINO ALCANTARA	3,210,049	0	3,210,049	0.00
03-726774-5	MARIBEL R. ALCANTARA	560,140	0	560,140	0.00
03-586344-7	PRIMO P. ALCANTARA&/OR RAQUEL ALCANTARA	2,000,000	0	2,000,000	0.00
00-062000-7	REYNALDO L. ALCANTARA&/OR AURELIA R. ALCANTARA	135,811	0	135,811	0.00
00-062300-5	SAMSON ALCANTARA	271,004	50,000	321,004	0.00
00-062200-2	SIXTO ALCANTARAAND/OR F.E. ALCANTARA	513,607	0	513,607	0.00
03-451430-9	ZENAIDA P. ALCANTARA	2,600,000	0	2,600,000	0.00
03-633471-5	ZENAIDA P. ALCANTARA&/OR LUIS ALCANTARA	1,000,000	0	1,000,000	0.00
00-061500-5	GREGORIO P. ALCANTARA JR.	806,359	0	806,359	0.00
00-062700-6	SULPICIO V. ALCANTARA JR.	42,800	0	42,800	0.00
00-063400-3	AGUEDO J. ALCARAZ	321,004	0	321,004	0.00
00-063500-6	ARMANDO ALCARAZ	856,013	0	856,013	0.00
00-063900-7	MANOLO Z. ALCASABAS	1,905,028	0	1,905,028	0.00
00-063600-9	HERMINIA L. ALCASID	321,004	0	321,004	0.00
00-063700-1	OSCAR ALCASID	54,239	0	54,239	0.00
00-064400-9	ALEX S ALCAZAR	332,839	41,665	374,504	0.00
00-064900-2	CECILIA S. ALCOBER	334,102	0	334,102	0.00
03-278419-6	AMANTE Q. ALCONCEL	256,810	0	256,810	0.00
00-065000-3	SOLEDAD ALCONCEL	599,202	0	599,202	0.00
00-065300-1	CONSUELO ALCUAZ	267,502	0	267,502	0.00
00-066000-9	ANNA THERESA ALDABA	147,429	0	147,429	0.00
00-065800-5	AURORA ALDABA	85,601	0	85,601	0.00
00-066600-5	ELIZABETH R. ALDABA	55,639	0	55,639	0.00
00-066700-8	NUMERIANO S. ALDABA	642,009	0	642,009	0.00
00-066900-3	CECILLE ALDANA	302,383	0	302,383	0.00
00-067000-4	EILEEN ALDANA	251,986	0	251,986	0.00
00-067100-7	ESTELITA R. ALDANA	201,589	0	201,589	0.00
00-067400-5	PETER ALDANA	251,986	0	251,986	0.00
00-067500-8	PHILIP ALDANA	302,383	0	302,383	0.00
00-067700-3	NARCISO N. ALDAYA	856,013	0	856,013	0.00
00-068600-6	REMEDIOS I. ALDEGUER	21,400	0	21,400	0.00
00-068300-8	JESUS BABES ALDEGUER, JR.	10,698	0	10,698	0.00
03-282822-4	BIENVENIDO B. ALDENESE	470,807	0	470,807	0.00

00-068700-9	JOSE S. ALDEZA	542,009	100,000	642,009	0.00
00-069600-1	ANGELES R. ALEJANDRIA	42,800	0	42,800	0.00
00-069700-4	DANILO ALEJANDRINO	182,640	0	182,640	0.00
00-069800-7	GIL M. ALEJANDRINO	599,985	0	599,985	0.00
00-069400-6	ROSARIO CRUZ ALEJANDRO	96,300	0	96,300	0.00
00-070200-2	ANTONIO ALESNA	192,602	0	192,602	0.00
00-070800-9	WILLIAM E. ALEXANDERAND ANN M. ALEXANDER	171,202	0	171,202	0.00
00-071200-8	GERARDO ALFAFARAAND/OR LOURDES ALFAFARA	171,202	0	171,202	0.00
00-071400-3	MANUEL E ALFANTE	128,401	0	128,401	0.00
00-071500-6	AZUCENA V ALFARO	242,596	0	242,596	0.00
03-248117-9	MARCELINA A. ALFON	8,506	0	8,506	0.00
03-590844-9	CARIDAD S. ALFONSO&/OR CRISPIN SEMANA	273,930	0	273,930	0.00
00-072400-9	JOSE S. ALFONSO	321,004	0	321,004	0.00
00-072500-1	LYDIA ALFONSO	162,602	30,000	192,602	0.00
03-593445-2	OSCAR M. ALFONSO&/OR CARIDAD S. ALFONSO	852,156	0	852,156	0.00
03-571042-4	OSCAR M. ALFONSO&/OR CARIDAD S. ALFONSO	3,256,810	0	3,256,810	0.00
03-372824-1	PABLO Y. ALGARRA	12,748	0	12,748	0.00
00-073200-9	GINA ALIANZA	59,920	0	59,920	0.00
00-073300-1	FLOR D. ALIBANGGO	108,401	20,000	128,401	0.00
00-073400-4	ROSARIO G. ALIBANGGO	108,401	20,000	128,401	0.00
00-073700-2	GREGORIO ALIGO	54,200	10,000	64,200	0.00
00-074100-1	MYRNA ALIMURUNG	642,009	0	642,009	0.00
00-074200-4	RICARDO M. ALINDAYU	1,705,808	0	1,705,808	0.00
00-074500-2	MARLENE S. ALINDOGAN	149,980	0	149,980	0.00
00-075400-5	GUIDO J. ALIWALAS	1,810,785	0	1,810,785	0.00
00-076100-2	ISABEL ALLADO	8,559	0	8,559	0.00
00-076200-5	JUANITO P. ALLAS	520,312	0	520,312	0.00
00-076300-8	NELIA L. DE ALLEJE	2,054,429	0	2,054,429	0.00
03-321124-2	GAIL V. ALLEN&/OR LIDIA GONZALEZ	1,027,241	0	1,027,241	0.00
00-076500-3	ARTURO S. ALLI	85,601	0	85,601	0.00
00-076700-9	ALEJANDRO L. ALMAJOSE SR.	42,800	0	42,800	0.00
00-077000-5	BENEDICTO ALMANZOR	266,665	0	266,665	0.00
00-077300-3	EDGARDO R. ALMANZOR	125,990	0	125,990	0.00
00-077500-9	ISABEL R. ALMANZOR	125,990	0	125,990	0.00
00-077600-1	LETTICIA R. ALMANZOR	80,249	0	80,249	0.00
00-077700-4	MAGDALENA ALMANZOR	428,006	0	428,006	0.00
00-078100-3	RODEGILIO R. ALMANZOR	53,500	0	53,500	0.00
00-077800-7	RODOLFO Y. ALMANZOR	599,202	0	599,202	0.00
00-078400-1	CONSUELO R. ALMARIO	6,420,099	0	6,420,099	0.00
00-078900-5	JOSE ALMARIO JR.AND/OR CATALINA ALMARIO	770,411	0	770,411	0.00
00-079400-7	EUFROCINA A. ALMAZAN	54,200	10,000	64,200	0.00
00-079300-4	EUSTOLIA C ALMAZAN	428,006	0	428,006	0.00
00-079600-2	ALFREDO M. ALMEDA	142,022	0	142,022	0.00
00-079700-5	ERNESTO M. ALMEDA	1,926,029	0	1,926,029	0.00
03-302824-5	JUANITA MAGSINO ALMEDA	611,437	0	611,437	0.00
00-080000-8	LUZONICA ALMEDA	542,009	100,000	642,009	0.00
00-080400-9	ROSARIO J. ALMEDAAND/OR VICENTE L. ALMEDA	12,683,630	0	12,683,630	0.01
00-080500-1	VICENTE ALMEDA	583,144	0	583,144	0.00
00-081100-6	LEONOR M. ALMERIA	356,509	124,996	481,505	0.00
00-081200-9	SHARON S. ALMONTE	456,538	0	456,538	0.00
00-081300-1	PEDRO R. ALMORAIDE	42,800	0	42,800	0.00
00-081400-4	ROSALINA ALMUEDA	273,921	0	273,921	0.00
00-081500-7	PHILIP ALO	107,512	0	107,512	0.00
00-081700-2	TRINIDAD ALONALON	85,601	0	85,601	0.00
00-082300-7	CARINA D ALONSAGAY	321,004	0	321,004	0.00
03-138003-4	DWIGHT F. ALONZO&/OR CANDIDA S. ALONZO	2,556,468	9,000,000	11,556,468	0.01
03-388429-5	ISAGANI S. ALONZO	4,424	0	4,424	0.00
03-641171-7	ISAGANI S. ALONZO	76,323	0	76,323	0.00
00-082600-5	LETICIA T. ALONZO	108,401	20,000	128,401	0.00
03-256819-4	BIENVENIDO D. ALORA&/OR ANGELES TAN ALORA	762,630	0	762,630	0.00
00-083400-5	MILAGROS ALORA	304,132	166,656	470,788	0.00
00-083700-3	MERCEDES R. ALORRO/CYNTHIA ALORRO	9,468	0	9,468	0.00
00-084600-6	FELICISIMA R. ALSAY	215,026	0	215,026	0.00
00-084800-1	GUALBERTO ALSOL	85,601	0	85,601	0.00
00-084900-4	JOSE ALSOL JR.	64,200	0	64,200	0.00
03-600045-9	AIDA K. ALTAMIRANO	1,000,000	0	1,000,000	0.00
00-085500-9	ANTONIO R. ALUNAN	85,601	0	85,601	0.00
00-085600-1	VIRGINIA ALUQUIN	100,794	0	100,794	0.00
00-088500-5	MERCEDES P. ALVARADO	468,673	0	468,673	0.00
00-088600-8	PEDRO ALVARADOAND/OR MERCEDEZ P. ALVARADO	426,067	0	426,067	0.00
00-088800-3	PEDRO L. ALVARADO	53,257	0	53,257	0.00
00-088900-6	SOCORRO L. ALVARADO	64,197	0	64,197	0.00
03-672171-5	ISAIAS ALVARAN, JR.	533,393	0	533,393	0.00
03-513239-6	ANGELINA ALVAREZ	1,284,052	0	1,284,052	0.00
03-321624-6	ANTONIO K. ALVAREZ	915,954	0	915,954	0.00
00-086200-6	CECILIA MELODY G ALVAREZ	527,226	0	527,226	0.00
00-086400-1	EFREN F ALVAREZAND/OR CORAZON M. ALVAREZ	160,200	0	160,200	0.00
00-086800-2	GIL ALVAREZAND/OR CARLITO ALVAREZ	54,200	10,000	64,200	0.00
00-086900-5	GIL ALVAREZAND/OR CARLITO ALVAREZ	85,601	0	85,601	0.00

00-087200-1	LOURDES F. ALVAREZ	180,634	33,327	213,961	0.00
00-087100-9	LUIS FELIPE ALVAREZAND/OR DEAN ALVAREZ JT/WROS	2,557,438	0	2,557,438	0.00
00-087600-2	MARGARITA G. ALVAREZ	85,601	0	85,601	0.00
00-087400-7	MARIA LUZ ALVAREZ	54,239	0	54,239	0.00
00-087700-5	MYRNA ANGELES ALVAREZ	28,529	0	28,529	0.00
00-088100-4	RUBEN ALVAREZ	11,443	0	11,443	0.00
00-089200-2	ELISA Y. ALVENDIA	356,509	124,996	481,505	0.00
03-217910-5	JOSEFINA M. ALVENDIA	392,699	0	392,699	0.00
00-089800-9	NEMESIO S. ALVEZ JR.	47,340	0	47,340	0.00
00-089900-1	LEON R. ALVIARAND/OR FORTUNATA S. ALVIAR	684,809	0	684,809	0.00
00-090000-9	OSCAR ALVIAR	54,239	0	54,239	0.00
00-090100-1	CORAZON ALVINA	42,800	0	42,800	0.00
00-090200-4	LOURDES M. ALVINA	85,601	0	85,601	0.00
00-090500-2	TERESA ALVINA	134,393	0	134,393	0.00
00-090600-5	TERESA H. ALVINA	167,041	0	167,041	0.00
00-090300-7	PEDRO H. ALVINA JR.	167,041	0	167,041	0.00
00-090700-8	LORETO V. ALZATE	913,045	0	913,045	0.00
00-091300-2	ZACARIAS AMALINGAN&/OR SEGUNDINA AMALINGAN	2,762,097	1,249,943	4,012,040	0.00
00-091500-8	CLEMENTE AL. AMANTEMANILA DOCTORS HOSPITAL	134,393	0	134,393	0.00
00-091700-3	LEONIDAS C. AMARANTE	543,248	0	543,248	0.00
03-336524-1	RUBEN A. AMARANTO	301,636	0	301,636	0.00
03-416329-7	JULIE A. AMARGO	1,366,481	0	1,366,481	0.00
00-094100-3	AJIT AMARNANI&/OR MANUJ AMARNANI	4,735	0	4,735	0.00
00-092300-8	AJIT T. AMARNANI	22,240	0	22,240	0.00
00-094200-6	MANUJ T. AMARNANI	186,216	0	186,216	0.00
00-095400-7	RAMESH AMARNANI	3,550	12,500	16,050	0.00
00-095600-2	EMILIA D AMARO	29,959	0	29,959	0.00
00-095700-5	JUANITA D. AMATONG	214,002	0	214,002	0.00
00-096100-4	JOAN B. AMBAS	42,800	0	42,800	0.00
00-096500-5	ROMEO A. AMCAJAS	214,002	0	214,002	0.00
00-096900-6	RUFINO AMION	214,002	0	214,002	0.00
00-100000-2	ALFREDO AMORES	94,681	0	94,681	0.00
00-100100-5	EDITHA A. AMORES	428,006	0	428,006	0.00
00-100200-8	CONCEPCION D. AMOROSO	42,800	0	42,800	0.00
00-101300-6	NORA P. AMOS	299,408	149,996	449,404	0.00
00-100900-7	NORA P. AMOSITF MAE JOANE PINTO	59,880	29,999	89,879	0.00
00-101000-8	NORA PINTO AMOS/JOSE RICARDO PINTO AMOS	54,200	10,000	64,200	0.00
00-100700-1	NORA P. AMOS ITF ALELI PINTO	65,561	49,998	115,559	0.00
00-100800-4	NORA P. AMOS ITF GIGI PINTO	59,880	29,999	89,879	0.00
00-101200-3	NORA P. AMOS ITF SYBIL PINTO	59,880	29,999	89,879	0.00
00-101400-9	RAMON M. AMPIG	513,607	0	513,607	0.00
00-102000-3	NATIVIDAD L. AMPIL	0	499,987	499,987	0.00
00-102100-6	DECIDERIA H. AMPON	299,604	0	299,604	0.00
00-102200-9	EDUVIGES H. AMPON	42,800	0	42,800	0.00
00-102300-1	PETRONILA A. AMPON	42,800	0	42,800	0.00
00-102400-4	SATURNINA A. AMURAOAND/OR ARTEMIO A. AMURAO	55,639	0	55,639	0.00
03-763574-7	ANG CHING AN	7,272,416	0	7,272,416	0.00
00-102700-2	MARIANO AN	1,669,235	0	1,669,235	0.00
03-101300-7	YU AN SUN	1,371,547	0	1,371,547	0.00
00-103700-8	VICTORIA ANAGARAN	128,401	0	128,401	0.00
03-375125-7	NANNETTE ANASTACIO	1,155,617	0	1,155,617	0.00
03-746374-6	ROLANDO M. ANASTACIO	134,364	0	134,364	0.00
00-104100-7	CELIA T. ANATALIO	4,548,798	0	4,548,798	0.00
00-104300-2	MANUEL ANATALIO	42,800	0	42,800	0.00
03-767774-4	DANILO L. AGUAS &/OR BARBARA A. ANATALIO &OR MICHAELDAN C. AC	38,000,000	0	38,000,000	0.02
00-104500-8	MELBA ANCAJAS	42,800	0	42,800	0.00
03-541439-3	ANGELA R. ANCIANO	256,810	0	256,810	0.00
00-105200-5	ADORACION S. ANDAL	2,129,375	0	2,129,375	0.00
00-105100-2	ALFREDO J. ANDAL	42,800	0	42,800	0.00
00-105600-6	ANGEL ANDAN	7,190,686	0	7,190,686	0.00
03-302424-4	RITA G. ANDAYA	256,803	0	256,803	0.00
00-105800-1	BEVERLY P. ANDERSONAND PHILIP P. ANDESON	214,002	0	214,002	0.00
00-105900-4	BONIFACIO A. ANDO	21,400	0	21,400	0.00
00-106100-8	CESAR R. ANDRADA	963,039	0	963,039	0.00
00-106300-3	JUAN O. ANDRADA	481,505	0	481,505	0.00
00-107100-3	EDUARDO MANUEL ANDRES	299,604	0	299,604	0.00
03-270019-1	EDWIN S. ANDRES	128,405	0	128,405	0.00
00-107500-4	LOLITA R. ANDRES	64,200	0	64,200	0.00
00-107800-2	RODRIGO V. ANDRES	4,815,073	0	4,815,073	0.00
03-226612-9	TRANQUILINO ANDRES	1,284,052	0	1,284,052	0.00
00-107400-1	JACINTO ANDRES SR.	192,601	0	192,601	0.00
00-108000-6	ULDARICO A. ANDUTAN	668,189	0	668,189	0.00
00-108100-9	AILEEN ANG	267,500	0	267,500	0.00
00-109100-4	ALEXANDER NG ANG	358,379	0	358,379	0.00
03-252919-5	ANTHONY SI ANG&/OR SUSAN SI ANG	937,371	0	937,371	0.00
03-568542-5	ANTONIO R. ANG	100,000,000	0	100,000,000	0.05
03-636471-1	ANTONIO RUBI ANG	751,795	0	751,795	0.00
00-108400-7	ARMANDO ANG	393,552	0	393,552	0.00
00-109200-7	BEBING ANG	28,405	0	28,405	0.00

00-122800-7	CHUA LEE HONG ANG	100,000	0	100,000	0.00
00-110200-9	DOMINGO ANG	813,211	0	813,211	0.00
03-652271-6	DOROTHY CHUA ANG	1,819,290	0	1,819,290	0.00
00-110500-7	EDDY ANG	399,975	0	399,975	0.00
00-110700-2	ELENA ANG	642,009	0	642,009	0.00
00-111000-9	EMILIO ANG	48,151	0	48,151	0.00
00-111100-1	ERLINDA L. ANG	299,601	0	299,601	0.00
00-111700-8	FELIZA ANG	161,468	0	161,468	0.00
00-112100-7	GEORGE ANG	608,313	0	608,313	0.00
03-278019-5	GEORGE T. ANG	4,583,222	0	4,583,222	0.00
00-114600-1	JAQUILINE ANG	64,025	0	64,025	0.00
00-113900-4	JASMIN ANG	1,301,138	0	1,301,138	0.00
03-218410-7	JASMIN T. ANG	650,567	0	650,567	0.00
00-114500-9	JOSEFINA B. ANG	0	29,998	29,998	0.00
00-114300-3	JUSTINO ANG	128,401	0	128,401	0.00
03-439429-8	LEON S. ANG	26,666	0	26,666	0.00
00-115900-5	LETTY ANG	642,009	0	642,009	0.00
03-658271-9	LILY ANG	6,079,790	0	6,079,790	0.00
03-421629-9	LUISA ANG	302,988	0	302,988	0.00
03-552039-9	M. ANG	1,163,014	0	1,163,014	0.00
00-117100-4	M. ANG	963,014	0	963,014	0.00
03-478030-8	MARIA ANG	2,149,654	0	2,149,654	0.00
03-418329-8	MARINA ANG	1,290,211	0	1,290,211	0.00
00-117900-6	MELVIN ANG	0	100,000	100,000	0.00
00-118000-7	MILTON ANG	25,680,397	0	25,680,397	0.01
00-118700-6	NICANOR ANG	533,325	0	533,325	0.00
03-428629-7	PETER YU ANG	199,999	0	199,999	0.00
03-233515-5	RAFAEL ANG	3,210,130	0	3,210,130	0.00
03-763474-4	ROGER C. ANG	10,000,000	0	10,000,000	0.01
03-390029-1	ROSARIO LO ANG	599,202	0	599,202	0.00
00-120500-8	SALVADOR ANG	599,980	0	599,980	0.00
00-126000-7	TIAM TEK ANG	106,993	0	106,993	0.00
03-440729-8	TINONG ANG	6,050,448	0	6,050,448	0.00
03-598345-7	VICENTE ANG CHO KOK	273,930	0	273,930	0.00
03-680471-3	LUPU ANG SR.	2,000,000	0	2,000,000	0.00
00-126400-8	HERMINIA ANG-ANGCO	21,243,282	0	21,243,282	0.01
00-126700-6	HERMINIA ANG ANGCO	7,226,221	0	7,226,221	0.00
00-127900-7	ADELAIDA S. ANGELES	428,006	0	428,006	0.00
00-127200-8	ADELIA B. ANGELES	85,601	0	85,601	0.00
00-127500-6	AURELIO ANGELESAND/OR MA. LOURDES ANGELES	42,800	0	42,800	0.00
00-128000-8	BENITO U. ANGELES	240,752	0	240,752	0.00
00-128400-9	CELIA O. ANGELES	4,264,532	0	4,264,532	0.00
00-128300-6	CESAR A. ANGELES	107,001	0	107,001	0.00
00-128500-1	CICERON A ANGELES	64,200	0	64,200	0.00
00-129200-9	EDERLINDA L. ANGELES	59,920	0	59,920	0.00
00-129100-6	ERLINDA T ANGELES	128,401	0	128,401	0.00
00-129300-1	EUFROSINA A. ANGELES	684,809	0	684,809	0.00
03-343524-6	FERNANDO ANGELES&/OR ADELAIDA ANGELES	256,810	0	256,810	0.00
00-129400-4	FRANCISCO M. ANGELES	1,926,029	0	1,926,029	0.00
03-449830-2	ISABEL L. ANGELES	18,391,593	0	18,391,593	0.01
00-129800-5	JAIME ANGELESAND/OR FLORA	428,006	0	428,006	0.00
00-129900-8	JASMIN M. ANGELES	214,002	0	214,002	0.00
03-190107-1	JOSE V. ANGELES	302,392	0	302,392	0.00
00-129700-2	JUAN ANGELES	642,013	0	642,013	0.00
03-297824-9	LEONARDO ANGELES&/OR MARILYN ANGELES	2,421,210	0	2,421,210	0.00
03-297924-1	LEONARDO ANGELES&/OR OLYMPIA BERNABE	1,433,532	0	1,433,532	0.00
03-574342-9	LEONARDO C. ANGELES	2,249,943	0	2,249,943	0.00
00-130000-5	LILIA M. ANGELES	171,351	0	171,351	0.00
00-130100-8	LUISITO B. ANGELES	535,007	0	535,007	0.00
00-130400-6	MARIANO S. ANGELES	63,466	0	63,466	0.00
03-457530-4	MAXIMIANO ANGELES	221,810	0	221,810	0.00
00-130500-9	NAPOLEON ANGELESAND/OR LYDIA ANGELES	205,431	0	205,431	0.00
00-130600-1	PURA L. ANGELES	6,719,703	0	6,719,703	0.00
00-131500-4	ZOSIMO ANGELES	642,009	0	642,009	0.00
00-132800-8	JOSE R. ANICETO	34,239	0	34,239	0.00
00-133000-1	ROMEO A. ANICETO	128,401	0	128,401	0.00
00-133100-4	FELIPE ANIEVAS	0	50,000	50,000	0.00
00-133200-7	JAIME ANINON	1,284,019	0	1,284,019	0.00
00-133400-2	NIEVES C. ANINON	42,800	0	42,800	0.00
00-133900-6	DIVINA ANOCHE	21,400	0	21,400	0.00
00-134000-7	DESIDERIO ANOLIN	2,140,033	0	2,140,033	0.00
03-742274-1	STELLA DE LEON ANONAS	1,828,525	0	1,828,525	0.00
00-134600-3	FRANCISCO ANONUEVO&/OR NITA ANONUEVO	36,299	0	36,299	0.00
00-138000-9	LILIA J. ANTEOLA	214,002	0	214,002	0.00
00-138100-1	AGUSTIN A. ANTILLON	214,002	0	214,002	0.00
00-138200-4	ALEJANDRO ANTILLON	128,401	0	128,401	0.00
00-138600-5	TIRSO V. ANTIPORDAAND/OR CONCEPCION D. ANTIPORDA	25,673	0	25,673	0.00
00-138500-2	SOTERO D. ANTIPORDA JR.	59,581	0	59,581	0.00
03-277519-3	TIRSO V. ANTIPORDA, SR.	12,794	0	12,794	0.00

00-138700-8	ABELARDO ANTIQUE &/OR TERESIANTIQUE	7,190,504	0	7,190,504	0.00
00-139100-7	BENITO ANTON	192,607	0	192,607	0.00
00-140400-7	FROILAN ANTONIO	21,400	0	21,400	0.00
00-140600-2	MA. CORAZON E. ANTONIO	479,365	0	479,365	0.00
00-141000-1	REGALADO G. ANTONIO	214,002	0	214,002	0.00
00-141100-4	REYNALDO T. ANTONIO	642,009	0	642,009	0.00
00-140800-8	ROGELIO C. ANTONIO	542,009	100,000	642,009	0.00
00-141200-7	SALVADOR V. ANTONIO	216,803	40,000	256,803	0.00
00-141400-2	WILFREDO B. ANTONIO	42,800	0	42,800	0.00
00-140200-1	DOMINGO ANTONIO JR.	214,002	0	214,002	0.00
00-141800-3	CARMEN Y. APACIBLE	1,027,214	0	1,027,214	0.00
00-142200-2	ESCOLASTICO APIADO	481,505	0	481,505	0.00
00-142600-3	ERNESTO M. APODACAAND/OR AMELITA L. BANZON	42,800	0	42,800	0.00
00-142700-6	ANDRES U. APOLINAR	1,024,645	200,000	1,224,645	0.00
00-142800-9	FLORENCIO URBI APOLINAR	1,200,000	0	1,200,000	0.00
00-142900-1	VICTORINO N. APOLINAR	3,225,453	0	3,225,453	0.00
00-143000-2	MERCEDES APOLO	171,202	0	171,202	0.00
00-144300-6	JUANITA B. AQUIAS	85,601	0	85,601	0.00
00-144600-4	ABELARDO AQUINOAND/OR TESSIE	668,189	0	668,189	0.00
03-563439-6	ANTONIO T. AQUINO	440,443	0	440,443	0.00
00-144500-1	AUGUSTO AQUINO	64,200	0	64,200	0.00
00-144900-2	BALTAZAR AQUINO	998,007	500,000	1,498,007	0.00
00-145500-7	BENEDICTO G. AQUINO	42,800	0	42,800	0.00
00-146200-4	CEFERINA R. AQUINO	85,601	0	85,601	0.00
00-146500-2	CONCEPCION C. AQUINO	299,604	0	299,604	0.00
00-145900-8	CORAZON C. AQUINO	5,136,074	0	5,136,074	0.00
00-146100-1	CRISTINA PAPA AQUINO	49,998	0	49,998	0.00
00-146600-5	DIONISIO T. AQUINO	21,400	0	21,400	0.00
00-146700-8	EDWIN R. AQUINO	19,999	0	19,999	0.00
00-147100-7	EFREN V. AQUINO	492,009	0	492,009	0.00
00-147500-8	GEORGE AQUINO	2,461,447	0	2,461,447	0.00
03-438829-3	GEORGE AQUINO&/OR VIRGINIA R. AQUINO	3,451,070	0	3,451,070	0.00
00-148200-5	HERMINIO S AQUINO	28,403	99,993	128,396	0.00
00-148700-9	JESUS G. AQUINO	495,044	0	495,044	0.00
00-148800-1	JOSEFINA C AQUINO	74,998	0	74,998	0.00
00-148900-4	KRISTINA BERNADETTE C. AQUINO	1,926,078	0	1,926,078	0.00
00-149400-6	LEONORA T. AQUINO	107,001	0	107,001	0.00
00-149700-4	MARIANO G. AQUINOAND/OR AIDA D. AQUINO	260,224	0	260,224	0.00
00-150300-5	NUMERIANO AQUINO	7,276,112	0	7,276,112	0.00
03-273619-4	ORLANDO AQUINO	385,215	0	385,215	0.00
00-150700-6	PATERIO AQUINO	214,002	0	214,002	0.00
00-150400-8	PETER M. AQUINO	42,800	0	42,800	0.00
00-150600-3	PURITA B. AQUINO	856,013	0	856,013	0.00
00-151500-6	TEOFILO AQUINO	256,802	0	256,802	0.00
00-151400-3	THOMAS V. AQUINO	7,383,138	0	7,383,138	0.00
00-151200-8	TOMAS AQUINO&/OR FELICIDAD AQUINO	1,070,015	0	1,070,015	0.00
00-151800-4	VIRGINIA AQUINO	335,983	0	335,983	0.00
00-145700-2	CESAR L. AQUINO JR.	12,837	0	12,837	0.00
00-149500-9	LEOPOLDO B. AQUINO JR.	164,002	0	164,002	0.00
00-151100-5	SERAFIN G. AQUINO JR.	627,662	0	627,662	0.00
00-152200-3	ARTURO P. AQUITANIAAND/OR CORAZON V. AUITANIA	428,006	0	428,006	0.00
00-152500-1	LUCIO ARABIT	642,009	0	642,009	0.00
00-152600-4	ANGELITO ARAGO	428,006	0	428,006	0.00
00-152700-7	ADOLF B. ARAGON	700,000	0	700,000	0.00
00-152900-2	ERLINDA ARAGON	713,020	249,993	963,013	0.00
00-153000-3	ERNESTO H. ARAGON	0	100,000	100,000	0.00
00-153100-6	FROILAN ARAGON	901,766	0	901,766	0.00
00-153200-9	FROILAN T. ARAGON	203,734	0	203,734	0.00
03-757874-6	NENITA I. ARAGON	328,006	0	328,006	0.00
00-153800-5	CESAR B ARALAR	437,074	333,325	770,399	0.00
00-155500-8	FEDERICO G. ARANAS	59,920	0	59,920	0.00
00-155900-9	JOSE ARANAS	856,013	0	856,013	0.00
00-155800-6	JOSE A. ARANAS	428,006	0	428,006	0.00
00-156100-2	LUISA Q. ARANAS	856,013	0	856,013	0.00
00-156200-5	NORMA B ARANAS	31,923	0	31,923	0.00
00-156300-8	PACIFICO ARANASAND/OR ZITA E. ARANAS	85,597	0	85,597	0.00
00-156600-6	MELY ARANDEZAND/OR RAQUEL G. ACHARON	77,043	0	77,043	0.00
00-156500-3	MILAGROS ARANDO	2,996,014	0	2,996,014	0.00
03-567742-5	ALEXANDER S. ARANETA	1,075,202	0	1,075,202	0.00
00-156900-4	ASUNCION R. ARANETA	85,601	0	85,601	0.00
00-157700-4	NENUCA ARANETA	0	1,000,000	1,000,000	0.00
00-156800-1	ANTONIO ARANETA JR.	684,784	0	684,784	0.00
00-158200-6	AGNES D ARAOAND/OR JOAQUIN M. ARAO	14,202	50,000	64,202	0.00
00-158600-7	ENRIQUETA VILLAGRACI ARBIS	1,926,029	0	1,926,029	0.00
00-158800-2	MARIANO V. ARBIS	1,926,029	0	1,926,029	0.00
00-158900-5	HERNANI S. ARBOLEDA	1,219,849	0	1,219,849	0.00
00-159100-9	LYDIA A. ARBOLEDA	1,348,254	0	1,348,254	0.00
00-159200-1	MARIO ARBOLEDAITF NILO ARBOLEDA	547,846	0	547,846	0.00
00-159300-4	MARIO ARBOLEDAITF NONATO P. ARBOLEDA	547,846	0	547,846	0.00

00-159400-7	MARIO O. ARBOLEDA	684,809	0	684,809	0.00
00-159700-5	SYLVIA L. ARBOLENTE	513,605	0	513,605	0.00
03-301424-9	ARCHELLE ANNE T. ARCE	242,301	400,971	643,272	0.00
00-160400-9	ROGELIO M. ARCEGA	214,002	0	214,002	0.00
00-160500-1	ANTONIO A. ARCELLANA	85,601	0	85,601	0.00
00-160600-4	EMERENCIANA Y. ARCELLANA	428,006	0	428,006	0.00
03-614145-4	ADRIANO A. ARCELO	445,961	0	445,961	0.00
03-733574-4	ADRIANO A. ARCELO	2,150,356	0	2,150,356	0.00
00-161000-3	DANIEL ARCENAS	6,844,004	24,059,156	30,903,160	0.02
00-162100-1	ENRIQUE ARCENAS&/OR MONETTE SANCHEZ	10,409,479	0	10,409,479	0.01
00-161100-6	ENRIQUE ARCENASAND/OR MONETTE ARCENAS	2,499,937	0	2,499,937	0.00
00-162000-9	ENRIQUE ARCENASAND/OR PATRICIA A. TING	8,898,235	0	8,898,235	0.00
00-161700-2	ENRIQUE ARCENASAND/OR RENATO ARCENAS	30,424,151	0	30,424,151	0.02
00-161200-9	ENRIQUE ARCENASAND/OR ROSENDO ARCENAS	12,147,315	0	12,147,315	0.01
00-161900-8	ENRIQUE ARCENASAND/OR ROY U. ARCENAS	10,824,120	0	10,824,120	0.01
00-161800-5	ENRIQUE ARCENASAND/OR VICTOR ARCENAS	40,857,174	0	40,857,174	0.02
00-161400-4	ENRIQUE V. ARCENAS	15,865,422	0	15,865,422	0.01
00-163000-4	MONETTE U. ARCENASAND/OR ENRIQUE V. ARCENAS	333,321	0	333,321	0.00
00-163400-5	PATRICIA ARCENAS	563,416	0	563,416	0.00
00-163500-8	PATRICIA ARCENASAND/OR ENRIQUE ARCENAS	2,966,592	0	2,966,592	0.00
00-164700-9	ROSITA ARCENASAND/OR DANIEL ARCENAS	9,564,635	11,069,718	20,634,353	0.01
00-163700-3	ROY U. ARCENAS	3,639,055	0	3,639,055	0.00
00-165100-8	BASIL ARCEO	299,604	0	299,604	0.00
00-165400-6	EDITHA ARCEO	99,415	70,000	169,415	0.00
00-165500-9	JOAQUIN A. ARCEO	503,976	0	503,976	0.00
00-165800-7	ROMEO C. ARCEO	428,006	0	428,006	0.00
03-688471-7	ALBERTO D. ARCEO III	400,000	0	400,000	0.00
03-357724-4	RAMON C. ARCEO, JR.	6,451,070	0	6,451,070	0.00
00-166400-1	ALBERTO R. B. ARCILLA	856,013	0	856,013	0.00
00-166500-4	EDWIN S. ARCILLA	453,687	0	453,687	0.00
00-166800-2	JUANITA E. ARCILLA	128,388	0	128,388	0.00
00-166900-5	REYNALDO O. ARCILLA	242,022	0	242,022	0.00
00-167000-6	LIWAYWAY G. ARCILLAS	64,200	0	64,200	0.00
00-167100-9	ARTHUR ARCINAS	85,601	0	85,601	0.00
00-167400-7	EDILBERTO V. AREJA	42,800	0	42,800	0.00
00-167700-5	ANTONIO A. ARELLANO	251,152	0	251,152	0.00
00-167600-2	ARTURO S. ARELLANO	342,405	0	342,405	0.00
00-167800-8	JOSEFINA S. ARELLANO	136,960	0	136,960	0.00
00-168000-1	LIGAYA R. ARELLANO	963,013	0	963,013	0.00
00-168400-2	ROSARIO A. ARELLANO	18,120	0	18,120	0.00
00-168600-8	SERVANDO ARELLANO	2,173,012	0	2,173,012	0.00
00-168900-6	VICTORIA O. ARELLANO	215,363	141,621	356,984	0.00
00-168200-7	RAUL A. ARELLANO, JR.AND/OR GLORIA S. ARELLANO	1,326,746	0	1,326,746	0.00
03-427429-6	ALBERTO T. ARENOS	428,006	0	428,006	0.00
00-170100-1	ADIEL A. AREVALO	214,002	0	214,002	0.00
00-170200-4	EDUARDO AREVALO	8,271	0	8,271	0.00
00-170300-7	JESUS AREVALO	85,601	0	85,601	0.00
00-170700-8	ZENAIDA A. AREVALO	85,601	0	85,601	0.00
03-582442-1	MARY ASTER ARGENTE/LIGAYA S. JACKSON	20,000	0	20,000	0.00
00-171500-8	ELENA ARGONZA	162,602	30,000	192,602	0.00
00-171700-3	SALUD ARGONZA	542,009	100,000	642,009	0.00
00-171900-9	AUGUSTO ARGUELLES	136,960	0	136,960	0.00
00-172500-3	VICENTE ARGUELLES	1,063,999	0	1,063,999	0.00
00-172900-4	MARIO A ARIENDAAND/OR ASTERIA AFABLE	77,039	0	77,039	0.00
00-173000-5	VICTORIA G. ARINGO	385,205	0	385,205	0.00
00-173700-4	LOURDES ARMADA	85,601	0	85,601	0.00
00-173800-7	VICENTE ARMADA	856,013	0	856,013	0.00
00-173600-1	LINO F. ARMADO	128,401	0	128,401	0.00
00-174100-3	CESAR A. ARMARIO	99,800	50,000	149,800	0.00
00-174200-6	JOSEFINA ARMAS	721,768	0	721,768	0.00
03-533739-1	NICANOR R. ARMEAAND/OR ROSALINDA S. ARMEA	650,585	0	650,585	0.00
00-174800-2	WIVINA O. ARMENA	23,749	0	23,749	0.00
00-175000-6	DONALD R. ARMISTSTEADAND/OR REO B. ARMISTSTEAD	428,006	0	428,006	0.00
00-175100-9	REGINALD MORMAN ARMODIE	599,209	0	599,209	0.00
00-175200-1	JOSE S. ARMONIO	0	45,000	45,000	0.00
00-175300-4	VICTORINO S. ARMONIO	149,801	0	149,801	0.00
00-175400-7	ALEXANDER C. ARMOVIT	42,800	0	42,800	0.00
00-175700-5	CONCHITA ARMS	4,891,638	0	4,891,638	0.00
00-176400-2	TERESA C. DE ARNAIZ	233,325	0	233,325	0.00
00-176900-6	ESTER A. ARNALDO	467,732	0	467,732	0.00
03-391029-7	ABELARDO A. ARNESTO	302,988	0	302,988	0.00
00-177000-7	MODESTO T. ARNOBIT	128,401	0	128,401	0.00
00-177200-2	DOMINADOR L. ARNOCO	64,200	0	64,200	0.00
00-177300-5	M. S. ARNOLD	428,006	0	428,006	0.00
00-177400-8	ELIZABETH MARY ARNOTT	642,009	0	642,009	0.00
00-178000-2	MACARIO ARO	6,869,859	800,000	7,669,859	0.00
00-178100-5	RUPERTO DE ARO	42,791	0	42,791	0.00
03-137703-8	AURELIA C. AROMIN	36,964	0	36,964	0.00
00-178700-1	SERVANDO AROMIN	214,950	0	214,950	0.00

00-179000-8	WINSTON ARPON	85,601	0	85,601	0.00
00-179200-3	LINO ARQUIZA	963,014	0	963,014	0.00
00-179700-7	CARIDAD ARREOLA	149,997	0	149,997	0.00
00-179900-2	ENRIQUE ARRIETA	42,800	0	42,800	0.00
00-180100-2	JOSEFA M. ARRIETA	963,014	0	963,014	0.00
03-336424-9	JOSE ANTONIO ARRIOLA	38,521	0	38,521	0.00
00-180600-6	TERESA ARRIOLAAND/OR ISAIAS ARRIOLA JR.	781,143	2,750,000	3,531,143	0.00
00-181000-5	JOSE U. ARROYO	599,209	0	599,209	0.00
00-181700-4	JOSE MIGUEL T. ARROYO	151,095	0	151,095	0.00
00-182200-6	ZEFERINO ARROYO JR.	426,039	0	426,039	0.00
00-182300-9	DOMINGO V. ARSOLA	85,601	0	85,601	0.00
00-182400-1	DOMINGO V. ARSOLAAND/OR PURIFICACION M. ARSOLA	128,401	0	128,401	0.00
03-193308-1	CHRISTIE J. ARTAJA	21,398	0	21,398	0.00
00-182500-4	ESPERANZA ARTEFICIO	457,964	0	457,964	0.00
00-182800-2	MARIA ARTIFICIO	642,009	0	642,009	0.00
00-183000-6	ARTURO C. ARUIZA	214,002	0	214,002	0.00
00-183200-1	BISMARCK ARVISO&/OR CECILIA ARVISU	214,002	0	214,002	0.00
00-183400-7	LYDIA R. ARZADON	85,601	0	85,601	0.00
00-183800-8	THELMA G. ASCALON	321,004	0	321,004	0.00
00-184100-4	MA. ANGELA CUENCA ASCONA	214,002	0	214,002	0.00
00-023300-7	CAROLINA ASERON	1,355,023	250,000	1,605,023	0.00
00-184500-5	SIMPLICIA ASERON	1,137,205	0	1,137,205	0.00
03-226212-8	VICENTA ASERON	2,956,709	0	2,956,709	0.00
03-391929-1	RUFINO M. ASI	1,707,786	0	1,707,786	0.00
03-502739-3	RUFINO M. ASI&/OR MARIA CECILIA ASI-BAUTISTA	780,702	0	780,702	0.00
00-186100-5	ADELINA M. ASINAS	963,013	0	963,013	0.00
00-187700-7	BIENVENIDO ASLON	16,662	0	16,662	0.00
00-188200-9	LUZ M. ASPERIN	28,402	0	28,402	0.00
00-188300-1	ANTONIO H. ASPILLERA	214,002	0	214,002	0.00
03-301024-8	CRESENCIO V. ASPIRAS, JR.	14,202	0	14,202	0.00
03-537739-3	EMMANUEL I. ASTILLERO	284,052	0	284,052	0.00
00-189000-9	EVELYN B. ASTUDILLOAND/OR ENRICO ASTUDILLO	428,006	0	428,006	0.00
00-189300-7	ANTONIO B. ASUNCION	4,729	0	4,729	0.00
00-189900-3	GODOFREDO ASUNCION	321,004	0	321,004	0.00
00-190300-9	MARIA CARMEN Z. ASUNCION	85,601	0	85,601	0.00
00-190400-1	POLLY ASUNCION	428,006	0	428,006	0.00
00-190500-4	ZAFIRO ASUNCION	85,601	0	85,601	0.00
00-190600-7	ESPERIDION G. ASUQUE	250,087	0	250,087	0.00
00-190900-5	SERAPIO F. ATACADOR	428,006	0	428,006	0.00
00-191600-2	PATRICK ROSS ATANGAN	32,100	0	32,100	0.00
00-191800-8	CONCEPCION T. ATAVIADO	214,002	0	214,002	0.00
00-192000-1	QUINCIANO T. ATAVIADO	53,500	0	53,500	0.00
00-192100-4	VICENTE ATAVIADO	4,793,670	0	4,793,670	0.00
00-192400-2	VICENTE T. ATAVIADO MARGARITA TATAVIADO AND ROSARIO T. ATAVIA	57,065	0	57,065	0.00
03-592745-5	GLENN H. ATAYAN	99,684	0	99,684	0.00
00-192800-3	JOSE LUIS ATAYDE	64,200	0	64,200	0.00
00-194200-8	CORAZON P. ATENCIO	1,027,215	0	1,027,215	0.00
00-194500-6	OSCAR S. ATENCIO	428,006	0	428,006	0.00
00-194700-1	VICTORIA ATENCIO	428,006	0	428,006	0.00
00-194400-3	JOSE P. ATENCIO JR.	898,813	0	898,813	0.00
00-195700-7	ERNESTO ATIENZA	21,400	0	21,400	0.00
00-195600-4	ESTHER C. ATIENZA	171,199	0	171,199	0.00
00-196700-2	VENERANDO ATIENZA	428,006	0	428,006	0.00
00-196100-6	FELIPE L. ATIENZA, SR.	428,004	0	428,004	0.00
00-197100-1	JOSE ATILLANO	171,202	0	171,202	0.00
03-678371-3	ANDRES ATIWEN	2,000,000	0	2,000,000	0.00
00-197200-4	GEORGE HENRY ATKINSON	85,601	0	85,601	0.00
00-197500-2	BU LIONG AU	1,210,112	0	1,210,112	0.00
03-760774-6	OWEN NATHANIEL S. AUITF: LI MARCUS AU	98,914	0	98,914	0.00
03-556339-9	ANTONIO C. AUNARIO&/OR CONCHITA D. AUNARIO	628,000	0	628,000	0.00
00-197600-5	FLORINDA B. AUNARIO	48,403	0	48,403	0.00
00-197700-8	PIO R. AURE	192,601	0	192,601	0.00
00-198000-4	ROSARIO JOVELLANOS AURELIO&/OR CATHLEAH TOPACIO CELESTIAL	430,055	0	430,055	0.00
00-198300-2	BENJAMIN S. AUSTRIA	995,113	0	995,113	0.00
00-198900-9	MA. GUILLERMINA L. AUSTRIA	4,245,670	0	4,245,670	0.00
00-199200-5	QUIRINO AUSTRIA JR	42,800	0	42,800	0.00
00-199700-9	TERESITA AUSTRIACO	85,601	0	85,601	0.00
00-199900-4	ANTONIO P. AVANTE	34,086	0	34,086	0.00
00-201100-2	ZENAIDA C. AVECILLA	321,004	0	321,004	0.00
03-686671-1	JOSE AVELLANA	537,584	0	537,584	0.00
00-201700-9	BEATRIZ P. AVENA	961,281	3,083,281	4,044,562	0.00
00-202000-5	EDGAR AVENA	97,410	0	97,410	0.00
00-202100-8	PATRICIA G. AVENA	342,404	0	342,404	0.00
00-202300-3	RAMON P. AVENA	963,013	0	963,013	0.00
00-202400-6	VICENTE J. AVENA	356,478	125,000	481,478	0.00
03-618566-8	NANNETTE C. AVENDAYO	163,280	0	163,280	0.00
00-202600-1	ANSELMO S. AVENIDO JR.	42,800	0	42,800	0.00
00-203100-3	PONCIANO S. AVEO JR.	142,022	100,000	242,022	0.00
00-203200-6	ANGEL F. AVERIA	171,202	0	171,202	0.00

00-203300-9	CARMEN AVERIA	96,300	0	96,300	0.00
00-203800-2	DIONISIO AVERILLAAND/OR GLORI	4,492	0	4,492	0.00
00-203900-5	REYNALDO M. AVERILLA	883,361	174,996	1,058,357	0.00
00-203600-7	FELIX C. AVERION	214,002	0	214,002	0.00
03-328424-9	AURORA AVILA	56,810	0	56,810	0.00
03-454030-4	JOSE ERNESTO N. AVILA	1,935,320	0	1,935,320	0.00
03-486330-6	MA. FELISA B. AVILA	3,830,324	0	3,830,324	0.00
00-204300-4	MANUEL S. AVILA	2,054,429	0	2,054,429	0.00
00-204200-1	MARY Y. AVILA	79,879	10,000	89,879	0.00
00-205000-1	MICHAEL JAMES AXTONAND/OR BRYAN EDWARD AXTON	316,952	0	316,952	0.00
00-204800-8	EDWARD JAMES AXTON ESQ	316,952	0	316,952	0.00
03-372324-8	YU EK AY	770,431	0	770,431	0.00
00-205100-4	ALFREDO AYALA	501,613	0	501,613	0.00
03-777874-8	ANNA MARIE T. AYALA	1,892,265	0	1,892,265	0.00
00-205500-5	CRISTINA LOURDES AYALA	941,613	0	941,613	0.00
00-205600-8	EDUARDO AYALA	434,953	0	434,953	0.00
00-205800-3	JAIME AYALA	434,953	0	434,953	0.00
00-206000-7	MANUEL AYALA	434,953	0	434,953	0.00
03-777674-2	MIGUEL M. AYALA	3,784,539	0	3,784,539	0.00
00-206200-2	MINETTA I. AYALA	4,374,772	0	4,374,772	0.00
03-778074-1	RAFAEL T. AYALA	1,892,265	0	1,892,265	0.00
00-206600-3	ELPIDIA T. AYALDE	85,601	0	85,601	0.00
00-211200-6	ERLINDA C. AYERAS	32,800	10,000	42,800	0.00
00-211300-9	ROMULO T. AYERAS	10,698	0	10,698	0.00
00-211100-3	CASTOR AYERAS JR.	10,698	0	10,698	0.00
00-212000-6	REMEDIOS F AYESA	513,607	0	513,607	0.00
00-211900-5	MARCELO F. AYESA JR.	171,196	0	171,196	0.00
03-512739-4	VICENTE R. AYLLON	642,026	0	642,026	0.00
03-641071-4	VICENTE R. AYLLON	325,000	0	325,000	0.00
00-212100-9	AUGUSTO D. AYO	64,200	0	64,200	0.00
00-212600-2	LUCINA VIRAY AYSON	509,297	0	509,297	0.00
00-212800-8	ROMULO A. AYSON	127,807	16,000	143,807	0.00
00-213100-4	CIPRIANO AZADA	999,937	0	999,937	0.00
00-213400-2	VICTOR C. AZADA	335,983	0	335,983	0.00
00-213500-5	IGMEDIO AZAJAR	6,420,099	0	6,420,099	0.00
00-213600-8	CONCHITA AZANZA	106,993	0	106,993	0.00
00-213900-6	FORTUNATO AZARCON	64,200	0	64,200	0.00
00-214000-7	IRENE C. AZARCON	142,022	0	142,022	0.00
00-214200-2	PEDRO S. AZARCON	7,100	0	7,100	0.00
00-214300-5	ROSA AZARCON	4,300,605	0	4,300,605	0.00
00-214600-3	RODOLFO M. AZCARATE	44,202	0	44,202	0.00
00-214700-6	ENCARNACION AZCONA	128,401	0	128,401	0.00
00-214800-9	MA. ANGELA C. AZCONA	428,006	0	428,006	0.00
00-214900-1	MA. ANGELA C. AZCONA	214,002	0	214,002	0.00
03-372624-6	NORMA AZORES&/OR LIGAYA AZORES	25,664	0	25,664	0.00
03-163603-6	JOHN ELIJAH AZUCENAITF LEDESMA, ROBERTO	321,013	0	321,013	0.00
03-163503-3	MARY BERNARD AZUCENAITF LEDESMA, ROBERTO	321,013	0	321,013	0.00
00-215200-8	REYNALDO C. AZUCENA	428,006	0	428,006	0.00
00-215400-3	PAQUITO AZUELOAND/OR PATERNO OLAEZ	321,004	0	321,004	0.00
00-215500-6	ARSENIO AZURIN	274,777	0	274,777	0.00
03-495430-4	FRANCISCO AZURIN	73,930	0	73,930	0.00
00-215800-4	DENNIS AZZARAGA	214,002	0	214,002	0.00
00-216200-3	PRISCILLA BABAN	552,426	0	552,426	0.00
00-216300-6	RICARDO PAMITTAN BABARAN	646,428	0	646,428	0.00
00-216000-8	MAXIMO S. BABLES JR.	64,200	0	64,200	0.00
00-216400-9	JESUS C. BACALA	26,142	0	26,142	0.00
00-216700-7	C. G. BACAY	1,070,015	0	1,070,015	0.00
00-216900-2	MANUEL BACCANGEN	42,800	0	42,800	0.00
00-217300-1	ISHMAEL V. BACOSA	428,006	0	428,006	0.00
00-217500-7	JOSEPHINE C. BACUD	21,400	0	21,400	0.00
00-217700-2	ESPERANZA V. BACULA	128,401	0	128,401	0.00
00-217900-8	AUGUSTO BACULIO&/OR ESTRELLA BACULIO	855,949	0	855,949	0.00
00-218000-9	EDUARDO BADA	300,150	0	300,150	0.00
03-449130-3	FELIX C. BADELLES	1,749,210	0	1,749,210	0.00
00-218100-1	FELIX C. BADELLESAND/OR NICANORA T. BADELLES	108,578	0	108,578	0.00
03-696873-4	CHRISTOPHER PHILIP BADGER	42,800	0	42,800	0.00
00-218500-2	NEMESIO BADILLO	85,601	0	85,601	0.00
00-218900-3	BERNARD BADOUR	85,601	0	85,601	0.00
00-219000-4	MODESTO B. BADURA	3,424,053	0	3,424,053	0.00
00-219300-2	RONALD BAECHER	428,006	0	428,006	0.00
00-219400-5	HECTOR S. BAENS	107,001	0	107,001	0.00
00-220300-4	JOSE BAGADIONG	107,512	0	107,512	0.00
00-220400-7	FILOMENA M. BAGAMASBAD	22,848	0	22,848	0.00
03-523539-5	RAMON C. BAGATSING	163,980	0	163,980	0.00
00-220700-5	CHRISTINE L. BAGTAS	821,791	0	821,791	0.00
00-221000-1	VICTORINA C. BAGTAS	642,009	0	642,009	0.00
00-221100-4	CORNELIA R. BAGTINGLA	347,757	274,992	622,749	0.00
00-221400-2	HERMENEGILDO L. BAGUI	237,673	83,331	321,004	0.00
00-221800-3	FELISA BAGUILAT	321,004	0	321,004	0.00

00-222000-7	VICENTE BAGWAN	271,004	50,000	321,004	0.00
00-222200-2	JOANN J BAILEY	214,002	0	214,002	0.00
03-229413-8	VICENTE J. BAIS&/OR ESTHER C. BAIS	222,733	0	222,733	0.00
03-254519-5	NOLI B. BAJADA,	1,799,982	0	1,799,982	0.00
00-222600-3	DANILO B. BAJADOR	68,695	0	68,695	0.00
00-222800-9	BETTY BAKOY	25,681	0	25,681	0.00
03-546839-1	DANTE BAKOY	313,333	0	313,333	0.00
03-197508-9	ADELAIDA M. BALAAG	25,681	0	25,681	0.00
03-528039-9	MARIA THERESA C. BALABAD	64,202	0	64,202	0.00
00-223000-2	ESTER BALABATAND/OR TESSIE YASON	428,006	0	428,006	0.00
03-267119-1	ESTER BALAGEO	547,860	0	547,860	0.00
00-223600-9	ALFREDO D. BALAGOTAND/OR ROSITA P. BALAGOT	3,210,049	0	3,210,049	0.00
03-474630-2	AMELITA C. BALAGOT	215,032	0	215,032	0.00
00-223700-1	ANNA MARIE BALAGOT	1,712,026	0	1,712,026	0.00
00-223900-7	LUZ L. BALAGOT	64,202	0	64,202	0.00
00-224200-3	OSCAR G. BALAGOT	770,411	0	770,411	0.00
00-224300-6	SEGUNDINA BALAGOT	128,401	0	128,401	0.00
00-223500-6	AGUSTIN BALAGOT JR	85,601	0	85,601	0.00
00-224000-8	LUISA BALAGSA	170,431	0	170,431	0.00
00-224500-1	FELICITAS C. BALAGTAS	14,268	0	14,268	0.00
00-224600-4	LEON C. BALAGTAS	308,166	0	308,166	0.00
00-224900-2	ROLANDO C. BALAGTAS	142,665	0	142,665	0.00
00-225100-6	ILUMINADO C. BALANE	513,605	0	513,605	0.00
00-225700-2	VITO D. BALANGUE	162,602	30,000	192,602	0.00
00-225300-1	HONORIO S. BALANON	642,009	0	642,009	0.00
00-226000-9	JOSE V. BALAOING	456,538	0	456,538	0.00
03-239415-5	MERLY A. BALASTA	178,405	0	178,405	0.00
00-226200-4	HERMINIA J. BALASTIGUE	21,400	0	21,400	0.00
03-491230-7	PHOEBE C. BALBALIC	2,000,000	0	2,000,000	0.00
00-226500-2	BRAULIO B. BALBAS JR.	128,401	0	128,401	0.00
03-757174-7	RICARDO A. BALBIDO, JR.	100,000	0	100,000	0.00
00-226900-3	JESUS V. BALCE	161,267	0	161,267	0.00
00-248500-5	ALBERTO G. BALCELLSAND/OR CARMITA BALCELLS	229,375	249,993	479,368	0.00
00-227100-7	AGUIDA M. BALDE	428,006	0	428,006	0.00
00-227300-2	ROGELIO D. BALDE	32,101	0	32,101	0.00
00-227400-5	JULIA BALDERAS	42,800	0	42,800	0.00
00-227700-3	ELSA D. BALDERRAMA	428,006	0	428,006	0.00
00-227900-9	ALAN JAMES MERRICK BALDWIN	214,002	0	214,002	0.00
00-228100-2	NATHALIE BALDWIN	642,009	0	642,009	0.00
00-228200-5	AMPARO BALILI	88,401	20,000	108,401	0.00
00-228300-8	PEDRO BALINGIT	178,267	0	178,267	0.00
00-228500-3	CORAZON J. BALITA	642,009	0	642,009	0.00
00-228600-6	ALEJANDRO BALITON	106,396	0	106,396	0.00
00-228800-1	LOURDES A. BALLECERAND/OR ROSARIO BALLECER	580,000	0	580,000	0.00
00-229300-3	NARCISO BALLESCA	399,975	0	399,975	0.00
00-230000-7	LILY BALLESTEROS	3,524,281	0	3,524,281	0.00
00-230600-3	FILIPINAS R. BALMACEDA	134,393	0	134,393	0.00
00-230400-8	ESTER A. BALMADRES	236,442	0	236,442	0.00
00-230700-6	MYRLA M. BALMES	128,401	0	128,401	0.00
00-231100-5	JOSE BALONAN	1,070,015	0	1,070,015	0.00
00-230900-1	FILIPINA MILO BALONG	182,977	0	182,977	0.00
00-231400-3	RICARDO P. BALOY	85,601	0	85,601	0.00
00-231500-6	ANDREA F. BALOYO	104,149	0	104,149	0.00
03-307124-3	GINO A. BALTAO	852,156	0	852,156	0.00
00-233000-3	RODOLFO S. BALTASAR	1,084,019	200,000	1,284,019	0.00
00-231800-4	ANGEL L BALTAZAR	12,195,350	0	12,195,350	0.01
00-232400-9	ARMANDO D. BALTAZARAND/OR TERESITA	3,999	0	3,999	0.00
00-231700-1	AURIE BALTAZAR	42,800	0	42,800	0.00
00-232500-1	CAROLINA L. BALTAZAR	85,601	0	85,601	0.00
00-232900-2	NUMERIANO V. BALTAZAR	47,043	30,000	77,043	0.00
00-233100-6	AIDA G. BALUYOT	85,601	0	85,601	0.00
00-233700-2	RAMON N. BALUYOT	214,002	0	214,002	0.00
00-233200-9	FLORINDA BALUYUT	136,246	0	136,246	0.00
00-233300-1	NANCY DY BALUYUT	18,884	0	18,884	0.00
00-234000-9	BENJAMIN C. BANA	321,004	0	321,004	0.00
00-234100-1	ALFONSO O. BANAAGAND/OR FEDERICO T. BANAAG	214,002	0	214,002	0.00
00-234300-7	FEDERICO T BANAAG	385,205	0	385,205	0.00
00-234600-5	MA. LIZA O. BANAAGAND/OR FEDERICO T. BANAAG	214,002	0	214,002	0.00
00-234700-8	SALUD O. BANAAGFEDERICO T. BANAAG	42,800	0	42,800	0.00
00-234200-4	FEDERICO BANAAG JR.AND/OR FEDERICO T. BANAAG, SR.	214,002	0	214,002	0.00
00-234900-3	PALERMO BANAGALE	1,438,098	0	1,438,098	0.00
00-235000-4	REINA CLARA A. BANARIA	64,200	0	64,200	0.00
00-238600-7	PERGENTINO T. BANDAYREL	216,803	40,000	256,803	0.00
00-238800-2	RUTH BANDERA	1,183	0	1,183	0.00
00-238900-5	RUTH BANDERA	710	0	710	0.00
00-239100-9	VICTORIA B. BANEZ	214,002	0	214,002	0.00
00-239400-7	DAMASO BANGAOET SR.	7,177	0	7,177	0.00
03-552239-4	JOSE BANGAYAN&/OR DOLLY BANGAYAN	10,272,416	0	10,272,416	0.01
03-526539-1	JOSE BANGAYAN&/OR RAQUEL BANGAYAN	3,078,579	0	3,078,579	0.00

03-747074-3	PETER BANGAYAN	159,616	0	159,616	0.00
00-240300-6	ARCADIO Y. BANGSAL	256,803	0	256,803	0.00
00-240400-9	TOM L. BANGUIS	133,331	0	133,331	0.00
00-244200-5	BERNABE B. BANSON&/OR NORMA &/OR FELICE L. BANSON	591,109	0	591,109	0.00
00-244300-8	ERIC LAUREA BANSONAND/OR MARTIN LAUREA BANSON	851,222	0	851,222	0.00
00-244700-9	MARTIN L. BANSON&/OR ERIC L. &/OR FELICE BANSON	2,660,002	0	2,660,002	0.00
03-290022-2	NORBERTINA BANSON&/OR MARTIN/ERIC/FELICE L. BANSON	1,182,221	0	1,182,221	0.00
00-244900-4	NESTOR BANSUELA	128,401	0	128,401	0.00
00-245300-3	VICTORIA P. BANTUG	342,405	0	342,405	0.00
00-245700-4	JOSE G. BANZON JR &/OREMILIA G. BANZON	294,262	0	294,262	0.00
03-531039-1	GEORGE BAQUIRAN	1,097,864	0	1,097,864	0.00
03-724474-6	HEYDA B. BAQUIRAN	2,000,000	0	2,000,000	0.00
00-246500-4	RAQUEL J. BAQUIRAN	42,800	0	42,800	0.00
00-246600-7	REBECCA G. BARAAN	410,894	0	410,894	0.00
00-246900-5	EDEN G. BARADI	1,284,019	0	1,284,019	0.00
00-247000-6	MAURO BARADI	4,280,066	0	4,280,066	0.00
00-247600-2	DON M. BARBOUR	2,140,033	0	2,140,033	0.00
00-250600-5	ERLINDA BARCELLANO	371,213	0	371,213	0.00
00-248200-7	AMPARO V. BARCELON	1	0	1	0.00
00-248600-8	EUSEBIA S. BARCELON	19,260,298	0	19,260,298	0.01
03-783474-6	JOSEPHINE V. BARCELON	100,000	0	100,000	0.00
00-249200-2	LEONCIO S. BARCELON	481,505	0	481,505	0.00
00-248800-3	EMETERIO BARCELON S.J.	479,363	0	479,363	0.00
00-250500-2	BOYD COO BARCELONA	69,652	0	69,652	0.00
00-249600-3	SERGIO BARCENAS	171,202	0	171,202	0.00
03-587144-7	GEORGE ALEXANDER BARCLAY & DORIS B.	214,003	0	214,003	0.00
00-252100-2	ARMANDO P. BARICANAND/OR DOLORES S. BARICAN	171,202	0	171,202	0.00
00-252200-5	DOLORES BARICAN	171,202	0	171,202	0.00
00-252300-8	CARMEN V. BARILEA	96,300	0	96,300	0.00
03-755374-1	YVONNE WINIFRED BARILLET	74,158	0	74,158	0.00
00-252500-3	EDWARD BARJA	3,942	0	3,942	0.00
00-252800-1	NORA BARJA	0	200,000	200,000	0.00
00-253100-8	REYNERIA BARLETA	77,040	0	77,040	0.00
00-253300-3	RODRIGO S. BAROJA	2,022,329	0	2,022,329	0.00
03-192508-1	VICTOR E. BARRANDA	9,418,528	0	9,418,528	0.00
03-396429-5	NEMESIO BARRANTES	56,810	0	56,810	0.00
00-254600-7	LOURDES L. BARREDO	95,870	0	95,870	0.00
00-254800-2	MARCIA L. BARREDO	89,021	0	89,021	0.00
00-255400-7	ANTONIO C. BARREIRO	556,405	0	556,405	0.00
03-530839-8	ZENAIDA V. BARREIRO	233,330	0	233,330	0.00
00-254100-3	ANGELINA A BARRERA	15,436,822	0	15,436,822	0.01
00-256000-1	VENECIA V. BARRERAS	41,083	0	41,083	0.00
00-253800-7	ALFREDO S. BARRETO	214,002	0	214,002	0.00
00-254500-4	JULITA F. BARRETO	64,200	0	64,200	0.00
00-255600-2	GABRIEL BARRETTO	64,200	0	64,200	0.00
03-494230-3	GREGORY T. BARRETTO	10,150	0	10,150	0.00
00-255700-5	MAGDALENA C. BARRETTO	214,002	0	214,002	0.00
00-256400-2	MARIO G. BARRIA	5,136,074	0	5,136,074	0.00
00-256500-5	ESTER BARRIOS	6,848,100	0	6,848,100	0.00
00-256900-6	MA. CECILIA L. BARRIOS	42,800	0	42,800	0.00
03-682871-5	JOHN DALE A. BARRO	300,000	0	300,000	0.00
00-257200-2	DR. FRANCISCO B. BARROS	642,009	0	642,009	0.00
00-257400-8	BENITO BARSABAL JR.	995,368	0	995,368	0.00
00-257700-6	FLERIDA V. BARTOLO	140,590	0	140,590	0.00
03-319624-9	CRISTINA T. BARTOLOME	201,595	0	201,595	0.00
00-257900-1	FE CONCEPCION D BARTOLOME	90,794	10,000	100,794	0.00
03-539139-8	OSCAR M. BARTOLOME	28,405	0	28,405	0.00
00-258000-2	MAURICIO S. BARTOLOME JR.	855	0	855	0.00
00-258400-3	CORAZON BASA	11,232	0	11,232	0.00
03-539039-5	JOSE MA. BASA	5,681,040	0	5,681,040	0.00
00-258500-6	MILAGROS BASA	270,060	0	270,060	0.00
00-258600-9	OSCAR BASA	1,084,019	200,000	1,284,019	0.00
00-258800-4	MARCIANA BASAWIL	665,479	233,324	898,803	0.00
03-785474-7	WILFREDO ESTEPA BASCO	627,457	0	627,457	0.00
00-259300-6	DELFIN BASILAN	5,344	0	5,344	0.00
03-346524-2	AURORA O. BATA	273,234	0	273,234	0.00
00-259900-2	GONZALO L. BATA	192,602	0	192,602	0.00
00-260200-5	ADELINA BATALONES	92,445	0	92,445	0.00
00-260100-2	VICENTE B. BATALON	4,278	0	4,278	0.00
03-193408-4	DARNELL A. BATARA	963,039	0	963,039	0.00
03-191708-1	DESIDERIO A. BATARA	1,926,078	0	1,926,078	0.00
03-635371-3	CESAR LUIS BATE	29,300	0	29,300	0.00
00-260500-3	RODOLFO G. BATTANG	64,200	0	64,200	0.00
03-141903-1	NORMA T. BATO	1,932,689	0	1,932,689	0.00
00-260700-9	CONCEPCION DELA TORRE BATTAD	577,784	0	577,784	0.00
00-260900-4	GEORGE T. BATTADBY: CONCEPCION DELA TORRE BATTAD	449,405	0	449,405	0.00
03-737274-8	CESAR BATTUNG	500,000	0	500,000	0.00
03-542039-8	LUISA BATUL	428,006	0	428,006	0.00
00-261600-1	ESMERALDA B. BATULAN	85,601	0	85,601	0.00

03-455530-3	BENJAMIN BATUNGBAKAL	215,032	0	215,032	0.00
00-262200-6	VOONG MAI BAU	0	500,000	500,000	0.00
00-262300-9	ARNULFO E. BAUA	42,800	0	42,800	0.00
00-262400-1	JUAN C. H. SIY BAUCO	438,358	0	438,358	0.00
00-262500-4	HONESTO K. BAUSA	1,284,019	0	1,284,019	0.00
00-262600-7	MANUEL P BAUSA	40,000	0	40,000	0.00
00-262800-2	AIDA L BAUTISTA	642,026	0	642,026	0.00
00-263400-7	BENJAMIN J. BAUTISTA	2,267,897	0	2,267,897	0.00
03-393029-8	CANDELARIA BAUTISTA	81,325	0	81,325	0.00
00-264400-2	CARMEN BAUTISTA	428,006	0	428,006	0.00
00-265700-6	EDGARDO M. BAUTISTA	537,574	0	537,574	0.00
00-266000-2	ENRIQUE T. BAUTISTA	171,202	0	171,202	0.00
00-265400-8	ERIC BAUTISTA	133,330	0	133,330	0.00
03-175505-1	ERNESTO T. BAUTISTA	500,000	0	500,000	0.00
00-265800-9	ESTEBAN BAUTISTA	64,200	0	64,200	0.00
00-265900-1	EUMELIA B. BAUTISTA	214,002	0	214,002	0.00
00-265600-3	EVELYN BAUTISTA	156,810	0	156,810	0.00
03-636371-9	FERNANDO BAUTISTA&/OR LEONISA BAUTISTA	37,583	0	37,583	0.00
00-266500-6	ILUMINADA C. BAUTISTAAND/OR NENITA S. CRUZ	214,841	0	214,841	0.00
00-267300-6	LOURDES DE VERA BAUTISTA	59,164	0	59,164	0.00
00-265300-5	MA. EDNA C. BAUTISTA	170,578	0	170,578	0.00
00-267700-7	MACARIO BAUTISTA	1,027,213	0	1,027,213	0.00
00-267600-4	MARIA BAUTISTA	141,865	0	141,865	0.00
03-358524-4	MARIA LOURDES H. BAUTISTA	2,568,104	0	2,568,104	0.00
00-268000-3	MILAGROS R. BAUTISTA	428,006	0	428,006	0.00
00-268300-1	NOLI H. BAUTISTA	192,602	0	192,602	0.00
00-269100-1	RICARDO BAUTISTA	5,398,489	0	5,398,489	0.00
00-268900-8	ROBERT P. BAUTISTA	684,809	0	684,809	0.00
00-269000-9	RODOLFO BAUTISTA	64,200	0	64,200	0.00
00-269500-2	SOLEDAD T. BAUTISTA	428,006	0	428,006	0.00
00-270100-3	TEOFILA BAUTISTA	428,006	0	428,006	0.00
00-270200-6	TEOFILA N BAUTISTA	605,065	0	605,065	0.00
00-269900-3	TESSIE F. BAUTISTA	428,006	0	428,006	0.00
00-269700-8	TONY BAUTISTA	9,416,200	0	9,416,200	0.00
00-270500-4	VICTORINO E. BAUTISTA	214,002	0	214,002	0.00
00-270300-9	VIRGILIO BAUTISTA	214,002	0	214,002	0.00
00-266400-3	FELICISIMO V. BAUTISTA, JR.	50,000	0	50,000	0.00
00-270800-2	CONCHITA BAUZON	54,239	0	54,239	0.00
03-325524-5	ELEANOR R. BAVIERA-BUGAYONG	136,964	0	136,964	0.00
03-546939-4	ELIZA BAWAYAN	547,860	0	547,860	0.00
03-514239-1	THOMAS BAWAYAN	4,036,208	0	4,036,208	0.00
00-270900-5	JOSE BAX	64,200	0	64,200	0.00
03-159203-7	DIOSDADO A. BAYANGOS	45,833	0	45,833	0.00
00-271100-9	MILAGROS C. BAYANI	1,810,851	249,993	2,060,844	0.00
00-271200-1	TRINIDAD R. BAYANI	693,021	0	693,021	0.00
03-515539-5	JOHN BAYAO&/OR GRACE BAYAO	5,020,260	0	5,020,260	0.00
00-271400-7	JAMES LESLIE BAYLIFFE	214,002	0	214,002	0.00
00-271700-5	JACINTO BAYLON	149,801	0	149,801	0.00
00-271800-8	MA. REGINA C. BAYLON	256,810	0	256,810	0.00
00-272400-2	PASCUAL P. BAYLON	285,215	100,000	385,215	0.00
00-272500-5	RENATO BAYLON	433,148	151,866	585,014	0.00
00-273000-7	SALVADOR &/OR JOSEFINA BAYLON	162,602	30,000	192,602	0.00
03-209410-1	ALFREDO BAYLOSIS	2,150,356	0	2,150,356	0.00
00-273200-2	ANGELINA A. BAYNOSA	536,178	0	536,178	0.00
00-273800-9	FRANCISCO M. BAYOT	2,739,273	0	2,739,273	0.00
00-274100-5	VICENTE BAYOT	2,739,273	0	2,739,273	0.00
03-341824-3	ROSALEM L. BAYUDAN&/OR ELEUTERIO O. VALENCIA, JR.	136,964	0	136,964	0.00
00-293200-4	ROGER BEARDSLEY	1,284,019	0	1,284,019	0.00
00-293500-2	JOHN WILLIAM BEASLEY	149,800	0	149,800	0.00
00-293900-3	RAMON BEECH	11,438	0	11,438	0.00
03-420629-3	CHOA BEH	34,240	0	34,240	0.00
00-294100-7	NESTOR BEJASA	465,147	0	465,147	0.00
00-294300-2	LOUIS C. BEJEC	428,006	0	428,006	0.00
00-294500-8	ANGEL BELANDRES	128,405	0	128,405	0.00
00-294700-3	JESUS BELANDRES	135,811	0	135,811	0.00
00-294800-6	ROXANNE M. BELARDO	100,000	0	100,000	0.00
00-294900-9	ESTER S. BELARMINO	171,202	0	171,202	0.00
03-431129-6	JO-ANN S. BELARMINO	42,280	0	42,280	0.00
00-295100-2	LETICIA M BELDA	21,400	0	21,400	0.00
00-295200-5	FELICIANO BELEN	161,267	0	161,267	0.00
00-295300-8	IRENEO R. BELEN	100,794	0	100,794	0.00
03-348724-9	TEODULO A. BELEN	25,681	0	25,681	0.00
00-295900-4	SIMPLICIO BELISARIO JR.	428,006	0	428,006	0.00
00-296000-5	FELICIANO BELIZARIOAND/OR SONIA BELIZARIO	205,432	0	205,432	0.00
03-286822-6	MILAGROS C. BELIZARIO	256,810	0	256,810	0.00
00-296300-3	BEATRICE BELL	428,006	0	428,006	0.00
00-296400-6	DAVID BELL	428,006	0	428,006	0.00
03-214910-9	GEORGE ALAN BELL	85,601	0	85,601	0.00
03-595845-4	CHRISTOPHER BELL-KNIGHT	433,375	0	433,375	0.00

00-296500-9	CONSUELO B. BELLA	256,803	0	256,803	0.00
00-296600-1	GERONIMO BELLA	428,006	0	428,006	0.00
00-296700-4	JUANITA B. BELLA	856,013	0	856,013	0.00
00-296800-7	RODRIGO BELLA	284,019	0	284,019	0.00
00-297300-9	INES G. BELLEZA	199,987	0	199,987	0.00
00-297800-2	CARMEN BELMONTE	214,002	0	214,002	0.00
00-298400-7	NICOLAS BELMONTE	473,408	0	473,408	0.00
00-298600-2	VICENTE BELO	706,217	0	706,217	0.00
00-300000-6	BLANCA B. BELTRAN	1,034,893	0	1,034,893	0.00
03-290822-4	CARMELITO G. BELTRAN	385,215	0	385,215	0.00
00-300100-9	CECILIA B. BELTRAN	513,605	0	513,605	0.00
00-300400-7	ENCARNACION G. BELTRAN	136,960	0	136,960	0.00
00-300600-2	GERONIMO BELTRAN	642,009	0	642,009	0.00
00-300700-5	GREGORIA G BELTRAN	321,004	0	321,004	0.00
00-300800-8	PELAGIA BELTRAN	321,004	0	321,004	0.00
01-661300-4	LIM HONG BEN	3,431,098	0	3,431,098	0.00
00-301200-7	TOMAS L BENAFIN	17,043	60,000	77,043	0.00
03-755474-4	ODETTE JOYCE BENARD	74,158	0	74,158	0.00
03-198908-5	PAZ PILAR BENARES	28,405	100,000	128,405	0.00
00-301800-3	BETTY TEOTICO DE BENAVIDES&/OR ANTONIO BENAVIDES	214,000	0	214,000	0.00
03-271019-7	EDWIN T. BENAVIDES	709,352	0	709,352	0.00
00-301900-6	LEONOR V. BENAVIDES	266,265	33,333	299,598	0.00
00-302000-7	ILDEFONSA AGNES DIZON Y BENDANA	481,505	0	481,505	0.00
00-302700-6	BELLA RAMOS BENEDICTO	85,601	0	85,601	0.00
00-302800-9	BERNARDO BENEDICTOAND/OR FRANCISCO BENEDICTO	6,411,402	0	6,411,402	0.00
00-303000-2	BERNARDO BENEDICTOAND/OR RAMON L. CHIU	20,986,666	0	20,986,666	0.01
03-716774-4	EMILY BENEDICTO	28,223,462	0	28,223,462	0.01
03-524739-6	GEDEON BENEDICTO	304,787	0	304,787	0.00
00-303500-6	GILBERTO C. BENEDICTOAND/OR MAGDALENA BENEDICTO	359,524	0	359,524	0.00
00-304300-6	JULIETA M. BENEDICTO	128,401	0	128,401	0.00
00-304400-9	REMEDIOS BENEDICTO	219,986	0	219,986	0.00
03-362624-5	ROBERTO M. BENEDITO	269,650	0	269,650	0.00
00-304900-2	OUI PITT BENG	642,009	0	642,009	0.00
03-067500-9	YEE BENG CHENG	96,300	0	96,300	0.00
02-907400-3	UY BENG HENG	1,141,347	0	1,141,347	0.00
01-333200-4	HO BENG LU	207,929	0	207,929	0.00
00-305300-1	MANUEL BENGSON	2,945,719	0	2,945,719	0.00
00-305400-4	MANUEL Q. BENGSON	3,000,000	0	3,000,000	0.00
00-305500-7	REMEDIOS R. BENGSON	1,284,019	0	1,284,019	0.00
00-305900-8	JULITA BENGZON	963,013	0	963,013	0.00
03-415529-7	MARGARET A. BENGZON	1,643,586	0	1,643,586	0.00
00-305200-9	JOSE F.S. BENGZON, JR.	201,595	0	201,595	0.00
03-194008-9	TEODORO C. BENIGNO&/OR LUZ R. PALACIOS	1,320,124	0	1,320,124	0.00
00-306300-7	ALFREDO L. BENIPAYO	713,020	249,993	963,013	0.00
00-307100-7	ANGELA V. BENITEZ	107,001	0	107,001	0.00
03-217110-3	HELENA Z. BENITEZ	10,000,000	0	10,000,000	0.01
03-459930-6	ISIDRO BENITEZ&/OR ERIC BENITEZ	731,909	0	731,909	0.00
00-307300-2	LOURDES B. BENITEZ	980,682	0	980,682	0.00
00-307400-5	MARGARITA BENITEZ	1,612,724	0	1,612,724	0.00
00-308500-3	TERESITA B. BENITEZ	749,010	0	749,010	0.00
03-184906-6	TIRSO E. BENITEZ	391,568	11,665	403,233	0.00
03-538839-1	TIRSO E. BENITEZ&/OR JOSE EUGENIO B. COLLANTES	731,909	0	731,909	0.00
00-308200-5	TIRSO E. BENITEZAND/OR ROMEO BENITEZ JR.	0	5,000	5,000	0.00
00-306500-2	LOURDES S. BENITO	428,006	0	428,006	0.00
00-308600-6	LEONEL A. BENJAMIN	160,501	0	160,501	0.00
00-309700-4	MIGUEL Z. BERBAAND/OR ESTELITA L. BERBA	128,401	0	128,401	0.00
03-662671-8	HUGER B. BERBANO&/OR MILAGROS R. BERBANO	500,000	0	500,000	0.00
00-310200-2	FLORENCIO BERCASIO	128,401	0	128,401	0.00
00-310600-3	ROQUE BERIOSO	13,332	0	13,332	0.00
00-310700-6	EMMA BERMEJO	38,518	0	38,518	0.00
00-310800-9	KATHLEEN BERMEJO	38,518	0	38,518	0.00
00-310900-1	MARISSA V BERMEJO	802	0	802	0.00
03-325024-1	MAXIMO BERMUDEZ	7,282	0	7,282	0.00
00-311200-8	ARTURO BERNABE	32,111	0	32,111	0.00
00-311500-6	CARIDAD R. BERNABE	46,017	0	46,017	0.00
00-311600-9	DELIA P. BERNABE	64,200	0	64,200	0.00
00-311700-1	MARILYN BERNABE	584,808	100,000	684,808	0.00
03-298024-2	REMIGIO BERNABE	1,241,802	0	1,241,802	0.00
00-311100-5	PEDRO L. BERNALAND/OR REMIGIO F. BERNAL	256,803	0	256,803	0.00
00-315800-6	ROSE MARIE A BERNARDEZ	321,013	0	321,013	0.00
00-315900-9	ROSE MARIE A. BERNARDEZ	305,577	0	305,577	0.00
00-316100-2	BELEN BERNARDINO	171,202	0	171,202	0.00
00-316300-8	EMILIO V BERNARDINOAND/OR EUFROCINA P. BERNARDINO	642,009	0	642,009	0.00
00-316500-3	FE MARIE DORA G. BERNARDINO	542,008	100,000	642,008	0.00
00-312500-1	ARACELI L. BERNARDO	484,269	0	484,269	0.00
03-714474-5	BENJAMIN R. BERNARDO	10,751,795	0	10,751,795	0.01
00-312900-2	DANILO L. BERNARDO	128,401	0	128,401	0.00
00-313100-6	ERLINDA BERNARDO	68,479	0	68,479	0.00
00-314000-9	JAIME BERNARDO	85,601	0	85,601	0.00

00-314200-4	JOSEFINA BERNARDO	321,004	0	321,004	0.00
00-314100-1	JOSEPH DELANO BERNARDO	128,401	0	128,401	0.00
00-314500-2	LILIA L. BERNARDO	593,497	0	593,497	0.00
00-314700-8	MARIANO L. BERNARDOAND/OR SOCORRO D. BERNARDO	128,401	0	128,401	0.00
00-315100-7	ROMEO L. BERNARDOAND/OR FEMINDA B. BELLEZA	91,307	0	91,307	0.00
00-315300-2	ROSARIO R. BERNARDO	214,002	0	214,002	0.00
00-315400-5	SERAFIN BERNARDO	54,239	0	54,239	0.00
03-543839-5	ENGEL BERNHARD	1,444,521	0	1,444,521	0.00
00-317500-9	EDUARDO C. BERRAN	85,601	0	85,601	0.00
00-318100-3	EULALIO BERROYA&/OR ANATOLIA	214,002	0	214,002	0.00
00-318200-6	ROSALINA Y. BERTULFO	16,663	0	16,663	0.00
00-318300-9	GODOFREDO BERZAAND/OR SIMPLICIA P. BERZA	712,967	249,975	962,942	0.00
00-318400-1	GAUDENCIO BESA	963,013	0	963,013	0.00
00-318500-4	MODESTA BESA	642,009	0	642,009	0.00
00-318600-7	LYDIA F. BESINGA	356,509	124,996	481,505	0.00
00-318800-2	FRANCISCO R. BETIA	455,382	0	455,382	0.00
00-318900-5	ROBERTO BETIA	128,401	0	128,401	0.00
00-319000-6	EGESIPO A. BEZA	85,601	0	85,601	0.00
00-598100-4	CHUA BI GIOK	2,450,356	0	2,450,356	0.00
00-319300-4	EDWARD C. BIAG	428,006	0	428,006	0.00
00-319400-7	FLORENCIO G. BIAGAN	428,006	0	428,006	0.00
00-319600-2	MARIANO GO BIAO	4,043,204	0	4,043,204	0.00
03-791774-4	ANA SOFIA A. BIASON	13,952	0	13,952	0.00
03-791874-7	JOSE LUIS A. BIASON	13,953	0	13,953	0.00
00-321000-3	ELPIDIO L. BIGCAS	412,000	0	412,000	0.00
00-321100-6	FORTUNATA V. BIHIS	108,401	20,000	128,401	0.00
00-321200-9	MARIA LUZ M. BIHIS	642,009	0	642,009	0.00
00-321300-1	EDUARDO BILARMINO	642,009	0	642,009	0.00
03-628668-8	NARCISO T. BILAYON	1,000,000	0	1,000,000	0.00
00-321500-7	ESTENELY BILLEDO	214,002	0	214,002	0.00
00-321700-2	ESTENELY L. BILLEDO	214,002	0	214,002	0.00
03-296624-8	ROLANDO B. BILLEDO	128,405	0	128,405	0.00
00-322000-9	GREGORIO M. BILOG	192,591	0	192,591	0.00
00-322300-7	HOSPICIO B. BINAS	35,505	124,996	160,501	0.00
00-323000-4	DONALD C BISHOP	428,006	0	428,006	0.00
00-323100-7	NORMA R BISQUERA	2,197,724	0	2,197,724	0.00
00-323300-2	VICENTE P. BISUNA	26,872	0	26,872	0.00
00-323500-8	JOSE BITANGA	85,601	0	85,601	0.00
00-324200-5	JOHNNY IRVING M. BITGUE	577,823	0	577,823	0.00
00-324300-8	CARIDAD U. BITO&/OR GREGORIO BITO	19,260	0	19,260	0.00
00-324600-6	LETICIA T. BITONG	85,582	0	85,582	0.00
00-326600-7	NEVA B. BLANCAVER	64,200	0	64,200	0.00
00-326800-2	ROBERT G. BLANCHARD	145,521	0	145,521	0.00
03-790574-3	JOSEPH FRANK BLANCHET	1,926,078	0	1,926,078	0.00
00-325100-8	DANTE R. BLANCO	50,000	0	50,000	0.00
00-325400-6	EDUARDO BLANCO	513	0	513	0.00
00-325700-4	IMELIA P. BLANCO	171,202	0	171,202	0.00
00-325800-7	JULIUS B. BLANCO	385,205	0	385,205	0.00
00-326100-3	MARIA LUZ BLANCO	1,155,636	0	1,155,636	0.00
00-326300-9	RUTH BLANCO	32,098	0	32,098	0.00
03-576242-7	DAVID BLASS	577,811	0	577,811	0.00
00-327600-2	ROY L. BLOCK	4,280,066	0	4,280,066	0.00
00-328800-3	ADRIANO D. BOADO	684,809	0	684,809	0.00
00-328900-6	FE S. BOADO	85,601	0	85,601	0.00
00-329400-8	BENITA BOBST	856,013	0	856,013	0.00
00-329600-3	ROBERT BOBST	856,013	0	856,013	0.00
00-329700-6	CESAR F. BOCALING	426,067	0	426,067	0.00
03-333224-7	ISRAEL BOCOBO	128	0	128	0.00
00-330100-1	ROBERT S BODENHAM	64,200	0	64,200	0.00
00-330200-4	VARTKIS BOGHOS	85,601	0	85,601	0.00
00-331100-7	ARCHIEBAL BOITIZON	177,881	0	177,881	0.00
03-191608-9	JOHN BOITIZON	256,386	0	256,386	0.00
00-331400-5	VIRGILIO T. BOLA	7,934	0	7,934	0.00
00-331500-8	EDWARD BOLANOS	168,531	0	168,531	0.00
00-331700-3	ISABELLO M. BOLANOS	428,006	0	428,006	0.00
00-331800-6	VICTOR D. BOLHAYON	42,800	0	42,800	0.00
03-289522-4	PABLO H. BOLINA	38,521	0	38,521	0.00
00-332300-8	ANGELINA BOLISLIS	21,394	0	21,394	0.00
00-332600-6	SAM BOLSTAD& MRS. HELEN BOLSTAD JTWRs	856,013	0	856,013	0.00
00-332700-9	JOHN ANTHONY BOLT	42,800	0	42,800	0.00
00-332800-1	JOSE JAO POK BON	385,205	0	385,205	0.00
02-536900-7	WAN SEE BON	1,484,871	0	1,484,871	0.00
00-333300-3	RAUL A. BONCAN	167,991	0	167,991	0.00
00-333400-6	RIZALINA BONCAN	51,362	0	51,362	0.00
00-333700-4	GRISELDA A. BONDOC	85,601	0	85,601	0.00
00-334100-3	ROSENDO BONDOC	856,013	0	856,013	0.00
03-162103-7	MICHAEL J. BONGCO	56,123	0	56,123	0.00
00-334800-2	AMELIA L. BONIFACIOAND/OR MANUEL F. BONIFACIO	3,081,647	0	3,081,647	0.00
00-334900-5	ROSITA R. BONIFACIO	72,265	0	72,265	0.00

00-335000-6	SALVADOR BONIFACIO	85,601	0	85,601	0.00
03-197108-8	RAOUL S.V. BONNEVIE	22,897	0	22,897	0.00
00-335100-9	MARIA VICENTA G. BONNIN	64,185	0	64,185	0.00
00-335300-4	JOHN T BONOAND/OR IRENE A. BONO JT/WROS	214,002	0	214,002	0.00
03-266819-5	MARIEVIC M. BONOAN	1,284,052	0	1,284,052	0.00
00-335800-8	SIR NICHOLS BONSOR BT MP	14,036,847	1,000,000	15,036,847	0.01
00-336400-2	REMELIZA F. BONTOGON	96,303	0	96,303	0.00
00-336500-5	EDILBERTO BONUSAND/OR MIREN	426,067	0	426,067	0.00
00-336800-3	AQUILINA CRUZ BONZON	642,009	0	642,009	0.00
00-336600-8	ARSENIO F. BONZON	642,009	0	642,009	0.00
00-336900-6	LYDIA D. BONZONAND/OR CERES V. FERNANDEZ	85,601	0	85,601	0.00
00-337300-5	RUPERTO D. BONZON	835,237	0	835,237	0.00
00-337400-8	ANTONIO BOQUER JR.	85,601	0	85,601	0.00
00-337700-6	ARTURO V. BOQUIREN	214,002	0	214,002	0.00
00-338200-8	LIGAYA S. BORBAJO	54,200	10,000	64,200	0.00
03-323524-4	YIESSA H. BORBON	128,405	0	128,405	0.00
00-339000-8	ROSALINDA BOREROS	85,601	0	85,601	0.00
00-339900-2	LEONARDO D. BORJA	271,004	50,000	321,004	0.00
00-340500-3	MAGTANGOL S. BORJA	642,009	0	642,009	0.00
00-340100-2	MANUEL BORJA	28,520	10,000	38,520	0.00
03-359124-9	ROBERTO BORJA&/OR ROLANDO &/OR AURORA	6,843	0	6,843	0.00
00-340800-1	ROBERTO C. BORJA	164,353	0	164,353	0.00
00-340600-6	RUBY M. BORJA	3,029,946	0	3,029,946	0.00
00-341100-8	EVELYN BORLAZA	45,653	0	45,653	0.00
00-341400-6	ARACELI BORLONGAN&/OR CECILIA BORLONGAN	1,753	0	1,753	0.00
00-341500-9	ARACELI BORLONGAN&/OR CECILIA BORLONGAN	5,262	0	5,262	0.00
00-341800-7	CECILIA BORLONGAN	9,630	0	9,630	0.00
00-342300-9	ELISEO BORLONGAN JR.	813,014	150,000	963,014	0.00
00-342400-1	JOSE BORNALES	31,084	0	31,084	0.00
00-342800-2	CARMEN G. BORROMEO	180,667	33,333	214,000	0.00
00-342900-5	FEDERICO V. BORROMEO&/OR JOSEFINA BORROMEO	342,377	0	342,377	0.00
03-403029-1	ISIDRO BORROMEO	128,405	0	128,405	0.00
00-343700-5	ROSAURO M. BORROMEO JR-ITFLINO V. BORROMEO	136,960	0	136,960	0.00
00-344000-1	ROSAURO M. BORROMEO JR.-ITFSYLVIA V. BORROMEO	136,960	0	136,960	0.00
00-343800-8	ROSAURO M. BORROMEO JT-ITFPUL V. BORROMEO	136,960	0	136,960	0.00
00-343100-9	JOSE N. BORROMEO, JR.	36,594	0	36,594	0.00
00-344800-3	EDWARD H. BOSCH	4,499,825	0	4,499,825	0.00
00-344900-6	JOSE R. BOSCH	1,498,007	0	1,498,007	0.00
03-609745-7	BRIAN NORMAN BOWCOCK	214,003	0	214,003	0.00
00-345600-3	GORDON LOUISE BOYES	321,004	0	321,004	0.00
00-347300-6	FERNANDO A. BRAGAAND/OR ELENA P. BRAGA	42,800	0	42,800	0.00
00-347400-9	ANTONIO BRAGANZA	85,601	0	85,601	0.00
00-347500-1	GUILLERMO L. BRAGANZA	321,004	0	321,004	0.00
00-347700-7	ULRICH ALEXANDER BRAUNTHAL	42,800	0	42,800	0.00
03-472130-8	BEATA P. BRAVO	385,215	0	385,215	0.00
00-348200-9	FELIX BRAWNER	642,009	0	642,009	0.00
00-348300-1	FELIX U. BRAWNER	214,002	0	214,002	0.00
00-348700-2	JOSEPHINE A. BRAWNER	1,284,019	0	1,284,019	0.00
00-348800-5	PERCY A. BRAWNER	128,401	0	128,401	0.00
00-348400-4	FELIX U. BRAWNER JR.	85,601	0	85,601	0.00
00-349000-9	GORDON JAMES BRAY	296,162	138,570	434,732	0.00
00-349100-1	JOHN BRAY	228,268	0	228,268	0.00
00-349200-4	ALPHA MAY BREMNER	192,602	0	192,602	0.00
00-349500-2	CHARLES C. BRENNIGAND/OR FRANCENE R. BRENNIG JR.	719,049	0	719,049	0.00
00-349900-3	GLORIA ATAVIADO BRIDGES	53,500	0	53,500	0.00
00-350500-4	CHARLES C BRIGGS	214,002	0	214,002	0.00
03-737574-6	DELFIN S. BRIGINO	1,152,136	0	1,152,136	0.00
00-350900-5	ZAIDA FE T. BRIGOLI	64,202	0	64,202	0.00
00-351100-9	HECTOR BRINGAS	427,989	0	427,989	0.00
00-351200-1	HECTOR BRINGAS	8,554	0	8,554	0.00
03-620068-8	ROBERTO BRINGAS	68,701	0	68,701	0.00
00-351300-4	MARCIANO BRION III	721,101	0	721,101	0.00
00-352000-1	JORGE M. BRIONES	1,560,692	499,987	2,060,679	0.00
00-352400-2	LAURA A. BRIONES	91,306	0	91,306	0.00
03-312424-5	NECITAS A. BRIONES	227,241	0	227,241	0.00
00-352900-6	YOLANDA G. BRIONES &/OR MARINAGARCIA&/OR FELICIDAD MASCUNANA	556,407	0	556,407	0.00
03-342324-5	PHILIP BRODETT	3,029,886	0	3,029,886	0.00
00-353700-6	LYDIA BROJAN	381,117	216,662	597,779	0.00
00-353800-9	EVELYN BRON	841,851	0	841,851	0.00
03-730574-8	ALEXANDER BRYAN BROOMFIELD	380,094	0	380,094	0.00
03-460930-8	ALBERT G. BROWN&/OR HYACINTH E. COOPERSMITH	192,607	0	192,607	0.00
00-354400-3	HORTENCIA C. BROWN	749,010	0	749,010	0.00
00-354500-6	MAURINE BROWN	3,290,277	0	3,290,277	0.00
00-354700-1	SHEILA A. BRUMBLEY	214,002	0	214,002	0.00
00-354800-4	JEANNE BRYSON	214,002	0	214,002	0.00
00-354900-7	ADELINA C. BUAN	428,006	0	428,006	0.00
00-355200-3	MARIONITO R. BUAN	428,006	0	428,006	0.00
01-512400-6	KIM BUAN ONG	1,498,007	0	1,498,007	0.00
02-592000-6	SO BUAN TY	856,013	0	856,013	0.00

00-355400-9	FRANCISCA S. BUANGAN	128,405	0	128,405	0.00
00-355500-1	PETRONA BUCAD	22,470,347	0	22,470,347	0.01
03-547039-5	JOCELYN BUCAYCAY	58,744	0	58,744	0.00
00-356800-5	MA. CONCEPCION A. BUENAFLO	483,813	0	483,813	0.00
00-356700-2	KEN L. BUENASEDA	19,260	0	19,260	0.00
03-540939-1	PAQUITO BUENASEDA	89,177	0	89,177	0.00
00-357700-8	EDMUNDO BUENAVENTURA	162,602	30,000	192,602	0.00
00-357500-2	ELSA J. BUENAVENTURA	214,002	0	214,002	0.00
00-358000-4	FORTUNATA BUENAVENTURA	85,601	0	85,601	0.00
00-358100-7	JOSE BUENAVENTURA	4,031,821	0	4,031,821	0.00
00-358900-9	MERCEDES M BUENAVENTURA	353,227	0	353,227	0.00
00-359200-5	PEDRO BUENAVENTURA	45,653	0	45,653	0.00
00-359300-8	SERENIDAD A. BUENAVENTURA	20,000	0	20,000	0.00
00-356900-8	LOURDES P. BUENAVISTA	144,305	112,500	256,805	0.00
00-357100-1	LOURDES P. BUENAVISTA	16,035	0	16,035	0.00
00-359600-6	ALICE A. BUENCONSEJO	214,002	0	214,002	0.00
00-359900-4	GENEROSO BUENDIA	428,006	0	428,006	0.00
00-360000-1	LAZARA BUENDIA	3,424,053	0	3,424,053	0.00
00-360200-7	WILFREDO BUENDIA	44,442	0	44,442	0.00
00-360800-3	RESTITUTO BUENVIAJE	5,437,840	0	5,437,840	0.00
03-390829-3	RESTITUTO BUENVIAJE&/OR EDRIENNE J. BUENVIAJE	2,598,914	0	2,598,914	0.00
00-361000-7	RESTITUTO BUENVIAJEAND/OR SALVADOR SOLIS	6,527,225	0	6,527,225	0.00
00-361700-6	EDGARDO M. BUESER	130,968	0	130,968	0.00
00-361800-9	LUCENA V. BUESER	64,200	0	64,200	0.00
00-361900-1	RIZALINA U. VDA. DE BUESER	85,601	0	85,601	0.00
03-154503-8	ALFONSO A. BUGAON, JR.	570,431	200,000	770,431	0.00
00-362100-5	JOLLY R. BUGARIN	428,006	0	428,006	0.00
00-362200-8	JOLLY R. BUGARIN	4,280,066	0	4,280,066	0.00
00-362400-3	VICTORIA A. BUGARIN	18,936	0	18,936	0.00
00-362500-6	FABIAN BUGAYONG	642,009	0	642,009	0.00
00-362600-9	ANDRES R. BUGNOSEN	1,000,000	0	1,000,000	0.00
00-362700-1	TERESA BUGUIS	162,602	30,000	192,602	0.00
00-362800-4	FEDERICA J. BUHAIN	428,006	0	428,006	0.00
00-362900-7	ROMULO G. BUHAT	460,105	0	460,105	0.00
00-363400-9	SUSAN BUKUHAN	42,800	0	42,800	0.00
00-363600-4	LOURDES BULAN	80,245	0	80,245	0.00
00-363700-7	PENELOPE MARABABOL BULAN	85,601	0	85,601	0.00
00-363900-2	JESUS C. BULAON	85,601	0	85,601	0.00
00-364200-9	HONESTO P. BUMANGLAG	299,601	0	299,601	0.00
00-364800-5	ABELARDO BUNAG	3,280,066	1,000,000	4,280,066	0.00
00-364900-8	AURORA R. BUNCIOAND/OR MANUEL BUNCIO	614,753	0	614,753	0.00
03-671671-3	MARTIN DY BUNCIO&/OR JOCELYN DY BUNCIO	1,582,217	0	1,582,217	0.00
00-365700-8	ROSA BUNDOC	1,358,135	0	1,358,135	0.00
00-333800-7	ROSA BUNDOC	1,926,029	0	1,926,029	0.00
00-366300-2	NIEVES J. BUNUAN	685,749	0	685,749	0.00
00-366400-5	LUZVIMINDA D. BUREROS	85,601	0	85,601	0.00
00-366500-8	ROSALINDA BUREROS	171,202	0	171,202	0.00
03-452530-7	CLEOTILDE M. BURGOS	570,672	0	570,672	0.00
00-366800-6	FEDERICO J. BURGOS	237,673	83,331	321,004	0.00
00-367100-2	JOSE J. BURGOS	792,453	0	792,453	0.00
03-452430-4	JOSE M. BURGOS	570,672	0	570,672	0.00
00-367500-3	PERFECTO B. BURGOS	1,605,023	0	1,605,023	0.00
03-452330-1	URBANO M. BURGOS	118,351	0	118,351	0.00
00-366900-9	JOSE BURGOS JR.	375,253	0	375,253	0.00
03-297024-7	MA. CRISTINA S. BURGOS XEREZ	71,009	249,987	320,996	0.00
00-367700-9	EMMETT CORNELIUS BURNS	299,604	0	299,604	0.00
01-027800-6	FRANCES A. BURRISS& DON L BURRISS	535,007	0	535,007	0.00
00-368000-5	DIEGO C. BUSA	64,202	0	64,202	0.00
00-368500-9	ADRIANO P. BUSABOS	46,941	0	46,941	0.00
00-368600-1	FRANK BUSH	520,453	0	520,453	0.00
03-346124-1	DANIEL B. BUSTAMANTE	513,604	0	513,604	0.00
00-369300-9	GLICERIO M. BUSTAMANTE	28,405	100,000	128,405	0.00
00-369200-6	GLORIA A. BUSTAMANTE	47,534	16,666	64,200	0.00
00-369400-1	MARIO G BUSTAMANTE	85,601	0	85,601	0.00
00-369900-5	JACQUELINE BUSTOS	2,782,042	0	2,782,042	0.00
00-369600-7	JOSE S. BUSTOS	656,013	0	656,013	0.00
00-370000-2	POCHOLO L BUSTOS	33,598	0	33,598	0.00
00-369500-4	FELIXBERTO U BUSTOS JR	14,306,835	0	14,306,835	0.01
00-370500-6	LEONARDO BUTALID	214,002	0	214,002	0.00
00-370700-1	PALERMO C. BUTIU	128,401	0	128,401	0.00
00-370800-4	THOMAS R. BUTTON& BERNICE BUTTON JT/WROS	428,006	0	428,006	0.00
00-370900-7	LINDA A. BUZBYAND/OR TOMAS S. BUZBY	222,562	0	222,562	0.00
00-371000-8	PAULA A. BUZON	101,868	110,000	211,868	0.00
00-371300-6	BENJAMIN CO CA	35,332	0	35,332	0.00
00-372100-6	MARTIN M. CABAL	1,343,940	0	1,343,940	0.00
00-373600-5	JULIETA CABALLERO	42,800	0	42,800	0.00
00-372900-8	JOSE A. CABALLES	160,501	0	160,501	0.00
00-372400-4	AIDA C. CABALUNA	68,479	0	68,479	0.00
00-372800-5	INOCENCIA C. CABALUNA&/OR LILIA CABALUNA	86,012	0	86,012	0.00

03-182105-5	INOCENCIO CABALUNA&/OR FRANKLIN CABALUNA	21,500	0	21,500	0.00
00-372700-2	INOCENCIO CABALUNA&/OR MANUEL CABALUNA, JR.	143,807	0	143,807	0.00
03-513839-2	MANUEL C. CABALUNA&/OR GLORIA D. CABALUNA	20,158	0	20,158	0.00
00-373000-9	MANUEL C. CABALUNA&/OR INOCENCIA C. CABALUNA	81,979	0	81,979	0.00
03-269119-2	MARCELO CABANA	136,964	0	136,964	0.00
00-375100-2	WAYLAND M. CABANBAN	151,191	0	151,191	0.00
00-374000-4	AGNES B. CABANERO	131,202	0	131,202	0.00
00-374700-3	LAURA CABANTAC	0	66,665	66,665	0.00
00-374500-8	LEO CABANTAC	0	66,665	66,665	0.00
00-375700-9	ERNESTO N. CABASAL	54,239	0	54,239	0.00
00-375900-4	BALACIO CABATO	742,802	0	742,802	0.00
00-375800-1	ANTONIO D. CABATU	4,176,202	0	4,176,202	0.00
00-376300-3	MOISES P. CABAZOR	856,013	0	856,013	0.00
00-376400-6	ALEJO G. CABEL	876,624	0	876,624	0.00
00-376500-9	EBRICO C. CABERO	64,200	0	64,200	0.00
00-376600-1	DELIA CABIENTE	1,328,006	0	1,328,006	0.00
00-376700-4	TOMAS CABIGAO	428,006	0	428,006	0.00
00-376800-7	JESUS CABIGUEN	428,006	0	428,006	0.00
00-377200-6	VENERANDO CABO	856,013	0	856,013	0.00
00-377400-1	CORAZON V. CABRAL	1,712,023	0	1,712,023	0.00
00-377800-2	JULIANA A. CABRAL	102,718	0	102,718	0.00
00-378000-6	MA. ROSARIO V. CABRAL	1,773,335	0	1,773,335	0.00
00-379900-6	DAVID CABREIRA	99,414	0	99,414	0.00
00-378200-1	ANTONIO CABRERA	100,797	0	100,797	0.00
00-378300-4	BAUTISTA S. CABRERA	64,202	0	64,202	0.00
00-378600-2	ESTELITA P. CABRERA	85,597	0	85,597	0.00
00-378700-5	JESUS CABRERA	428,006	0	428,006	0.00
00-379000-1	LEODEGARIO A. CABRERA	236,442	0	236,442	0.00
00-378800-8	LUCIA F. CABRERA	214,002	0	214,002	0.00
00-379200-7	PERCIVAL Z. CABRERA	42,800	0	42,800	0.00
00-379400-2	ROSA CABRERA	2,505,720	0	2,505,720	0.00
00-379100-4	NORA V. CABREZA	137,232	0	137,232	0.00
03-481930-5	ALFONSO C. CABUANG	31,453	0	31,453	0.00
00-380800-5	JUANITO CABUSORA	64,200	0	64,200	0.00
00-380900-8	CORAZON CABUTIHAN	666,713	0	666,713	0.00
00-381100-1	MODESTO CACATIAN	42,800	0	42,800	0.00
00-381200-4	PATRIA H. CACERES	214,002	0	214,002	0.00
00-381600-5	MARIA ELVIRA CACHO	96,300	0	96,300	0.00
03-388829-6	ROGELIO CACHOLAAND JOSE GUEVARRA	1,369,654	0	1,369,654	0.00
00-383200-5	MA OPHELIA A CADAY	56,810	200,000	256,810	0.00
00-383500-3	EVELYN CADIENTE	171,202	0	171,202	0.00
00-383700-9	CRISTINA G. CAEDO	128,401	0	128,401	0.00
03-582542-4	BEN CAGARA	6,000,000	0	6,000,000	0.00
03-501639-5	BEN CAGARA&/OR ROSITA CAGARA	12,236,034	0	12,236,034	0.01
00-384400-6	FRANCIS P. CAGAY-AN	85,601	0	85,601	0.00
00-384700-4	LOURDES M. CAGUIOA	214,002	0	214,002	0.00
00-384800-7	TERESITA O. CAGUIOA	64,200	0	64,200	0.00
00-385200-6	ALFREDO CAHANAP	428,006	0	428,006	0.00
00-385800-2	RIZALINO M. CAJIGAS	426,060	0	426,060	0.00
00-385900-5	AURORA T. CAJILI	200,000	0	200,000	0.00
00-386000-6	AURORA T. CAJILIAND/OR ANGEL T. CAJILI	2,054,429	0	2,054,429	0.00
00-386100-9	VIRGILIO CAJILIAND/OR AURORA T. CAJILI	199,993	0	199,993	0.00
00-386200-1	JOSE MA. CAJUUCOM	214,002	0	214,002	0.00
00-386400-7	TONY TAN CAKTIONG	641,141	0	641,141	0.00
00-386600-2	ARSENIA CALABINES	261,076	0	261,076	0.00
03-558239-7	ARTURO U. CALAGUAS	1,000,000	0	1,000,000	0.00
00-386700-5	MAURO G. CALAGUIO	342,405	0	342,405	0.00
00-387000-1	BENJAMIN CALALANG	0	699,956	699,956	0.00
03-580742-9	CONRADO CALALANG	3,749,922	0	3,749,922	0.00
00-387400-2	VIRGINIA T. CALALANG	3,195,517	3,749,921	6,945,438	0.00
00-387600-8	NESTOR CALANNO	130,175	0	130,175	0.00
00-387500-5	MA. ANTONIA G. CALANOC	89,879	0	89,879	0.00
00-388000-7	SALVADOR O. CALAOD	308,162	0	308,162	0.00
00-388800-9	ADELAIDA S. CALDERON	214,002	0	214,002	0.00
00-389500-6	MELENCIO CALDERON	49,033	0	49,033	0.00
00-389600-9	NORMA CALDERONAND/OR RAMON CALDERON	577,807	0	577,807	0.00
00-389900-7	OSORIO Y. CALEJESANAND/OR CYNTHIA R.CALEJESAN	428,006	0	428,006	0.00
00-390000-4	ISABEL CALERO	385,205	0	385,205	0.00
00-390100-7	LAURA CALERO	321,004	0	321,004	0.00
03-639471-8	FRANCISCO S. CALILUNG	13,910	0	13,910	0.00
03-639271-2	HECTOR G. CALILUNG	49,134	0	49,134	0.00
03-673671-4	LIBRADO S. CALILUNG	681,152	0	681,152	0.00
03-159003-1	FRED NAPOLEON CALIMBAS	6,327,091	0	6,327,091	0.00
03-618466-5	ANTONIO R. CALINGO	100,000	0	100,000	0.00
00-390800-6	ESPERANZA M. CALINGOAND/OR PRIMO M. CALINGO	302,392	0	302,392	0.00
00-391100-2	PRIMO M. CALINGO JR.	205,437	0	205,437	0.00
00-391300-8	ROSARIO P. CALISTON	171,202	0	171,202	0.00
00-391500-3	FELIZA M CALIWAG	42,800	0	42,800	0.00
00-391600-6	CESAR CALIWARA	1,070,015	0	1,070,015	0.00

00-391800-1	EFREN Y. CALIXTO	214,002	0	214,002	0.00
00-391900-4	RENATO B. CALIXTO	64,200	0	64,200	0.00
03-793674-2	MARIA ISABEL AZANZA CALIXTRO	428,006	0	428,006	0.00
00-392000-5	ROSEMARIE HU CALIZO	428,006	0	428,006	0.00
00-392400-6	GUILLERMO B. CALLANTA	42,800	0	42,800	0.00
00-392100-8	JOSE CALLAO	85,601	0	85,601	0.00
00-392500-9	BIEN A. CALLEJA JR.	125,595	0	125,595	0.00
00-392600-1	BIENVENIDO E CALLEJA SR.	100,146	352,564	452,710	0.00
00-392700-4	ROGER CALLUENG	68,478	0	68,478	0.00
00-392800-7	CLEMENTE R. CALMA	428,006	0	428,006	0.00
00-393300-9	RENATO G. CALMA	192,602	0	192,602	0.00
00-393400-1	RENATO G. CALMAAND/OR REMEDIOS E. CALMA	261,937	0	261,937	0.00
00-393500-4	RUPERTO CALMA	1,605,023	0	1,605,023	0.00
00-393600-7	ZENAIDA CALMA	42,800	0	42,800	0.00
00-393900-5	EPIFANIO C. CALPO	85,601	0	85,601	0.00
00-394000-6	CONNIE CALSADO-TIMARIO	321,004	0	321,004	0.00
00-394400-7	JANE CALUAG	128,401	0	128,401	0.00
00-394600-2	MA. ISABEL CALUAGA	42,800	0	42,800	0.00
00-395000-1	TOMAS CALUSTE	35,642	0	35,642	0.00
03-276819-6	ENRICO &/OR SUSAN G. CALVENTO	128,405	0	128,405	0.00
00-395500-5	GUILLERMO CALZADO	42,800	0	42,800	0.00
00-395800-3	ALFREDO O. CAMACHOAND/OR GUILLERMA V. CAMACHO	214,002	0	214,002	0.00
00-395600-8	AURORA B CAMACHO	1,027,214	0	1,027,214	0.00
00-395900-6	CYNTHIA A. CAMACHO	42,800	0	42,800	0.00
00-396200-2	JESUSA VASQUEZ CAMACHO	106,396	0	106,396	0.00
03-460030-3	MANUEL B. CAMACHO&/OR ELEANOR CAMACHO	2,054,481	0	2,054,481	0.00
00-396600-3	MANUEL MANNIX CAMACHO	1,369,619	0	1,369,619	0.00
00-396700-6	ABELARDO CAMAHALAN	839,559	0	839,559	0.00
00-396800-9	NORMA F. CAMAISA	321,004	0	321,004	0.00
03-218710-5	CORAZON CAMANAG&/OR JERICO CAMANAG	219,143	0	219,143	0.00
03-218810-8	CORAZON CAMANAG&/OR JULIO CAMANAG	219,143	0	219,143	0.00
03-614645-8	CORAZON CAMANAG&/OR JULIO, RAMIL, JERICO CAMANAG	534,567	0	534,567	0.00
03-219010-1	CORAZON CAMANAG&/OR RAMIL CAMANAG	219,143	0	219,143	0.00
00-397600-9	ANTONIA CAMBE	256,803	0	256,803	0.00
00-397700-1	EDNA G. CAMCAM	85,601	0	85,601	0.00
03-405629-9	JOSE A. CAMELLO	313,620	0	313,620	0.00
00-397800-4	LUCITO CAMELO	19,235	0	19,235	0.00
00-397900-7	JULIET CAMERO	85,601	0	85,601	0.00
00-398000-8	ANDRES CAMIA	1,416,195	0	1,416,195	0.00
00-398400-9	GLORIA L. CAMON	428,006	0	428,006	0.00
00-398500-1	LYDIA CAMON	42,800	0	42,800	0.00
00-398600-4	BREWSTER P. CAMPBELLAND/OR FAY G. CAMPBELL JR.	479,366	0	479,366	0.00
00-398900-2	TERESA G. CAMPILLO	1,892,907	374,990	2,267,897	0.00
00-399900-8	CONSUELO CAMPOS	1,259,702	416,656	1,676,358	0.00
00-400400-9	ENRIQUE E. CAMPOS	261,836	0	261,836	0.00
00-400600-4	ISABEL CAMPOS	236,442	0	236,442	0.00
00-400900-2	MA. LUISA CAMPOS	214,002	0	214,002	0.00
00-401200-9	SYLVIA M. CAMPOS	21,400	0	21,400	0.00
00-401100-6	PAULO E. CAMPOS, JR.	268,825	0	268,825	0.00
00-401300-1	ROBERT L. CAMTUGAN	2,168,039	400,000	2,568,039	0.00
00-401400-4	NESTOR L. CAMUEL	42,800	0	42,800	0.00
00-401900-8	DOROTHY N. CAMUSAND/OR ELIZABETH NELLE	12,791	0	12,791	0.00
00-402100-1	ANTHONY CANADA	54,239	0	54,239	0.00
00-402300-7	REGINA C. CANARE	2,556,551	0	2,556,551	0.00
00-402500-2	AMALIA L. CANATOY	42,800	0	42,800	0.00
00-402600-5	AMPARO S. CANAVE	64,200	0	64,200	0.00
00-402700-8	TEODORA G. CANAVE	428,006	0	428,006	0.00
00-404300-8	ANTONIO CANCINO	13,731	0	13,731	0.00
00-403000-4	ANTONIO V. CANCIO	383,070	99,996	483,066	0.00
00-403100-7	BRENDA CANCIO	81,360	0	81,360	0.00
00-403400-5	DOMINADORA A. CANCIO	813,014	150,000	963,014	0.00
00-403700-3	JAIME CANCIO	671,969	0	671,969	0.00
00-403800-6	JULIO S. CANCIO	452,709	0	452,709	0.00
00-404200-5	RICARDO A. CANCIO, SR.	313,871	0	313,871	0.00
00-404500-3	HERMOGENES CANDA	64,200	0	64,200	0.00
00-404600-6	HERMOGENES CANDA/MODESTA CANDA	128,401	0	128,401	0.00
03-644171-3	EMMA D. CANDELARIO	114,000	0	114,000	0.00
01-603800-3	LEMANA CANDIDO, JR.	128,401	0	128,401	0.00
03-414529-1	RACHEL I. CANEDO	128,405	0	128,405	0.00
03-409729-3	ANTONIO CANG	10,000,000	0	10,000,000	0.01
00-404800-1	LUCIA C. CANICOSA	577,823	0	577,823	0.00
00-405600-1	KATHLEEN E. CANILANG	984,809	0	984,809	0.00
00-405000-5	AURELIO A. CANILLO	42,800	0	42,800	0.00
00-406200-6	ERNESTO T. CANIZA	32,100	0	32,100	0.00
03-149903-5	CLAIR AQUIN NED P. CANLAS	64,202	0	64,202	0.00
00-406900-5	EFREN M. CANLAS&/OR TRINITAS F. CANLAS	9,084,667	0	9,084,667	0.00
00-407300-4	JACKSON CANLAS	64,200	0	64,200	0.00
03-535739-2	JOLLY VEE D. CANLAS	1,349	0	1,349	0.00
00-407400-7	LEONARDO A. CANLAS	2,157,149	0	2,157,149	0.00

00-408000-1	NAPOLEON A. CANLAS	160,501	0	160,501	0.00
00-408100-4	ROSARIO CANLAS	42,800	0	42,800	0.00
00-408400-2	JOSEPH CANNIZZARO	51,358	0	51,358	0.00
00-408500-5	RAYMOND CANNON	214,002	0	214,002	0.00
00-408800-3	DORNA CANOBIS	85,601	0	85,601	0.00
00-408900-6	ALFONSO B. CANONIGO	214,002	0	214,002	0.00
03-625468-6	TOMAS F. CANTO&/OR RHODORA Z. CANTO	134,395	0	134,395	0.00
03-737074-2	TOMAS F. CANTO&/OR RHODORA Z. CANTO	15,961	0	15,961	0.00
00-409300-5	ALFREDO C. CANTORIA	428,006	0	428,006	0.00
00-409400-8	FLAVIO G. CANUEL	85,601	0	85,601	0.00
03-494730-7	CONSOLACION CAPALAD	128,401	0	128,401	0.00
00-410100-1	RAFAEL M. CAPANANG	214,002	0	214,002	0.00
00-410500-2	ERLINDA M. CAPARAS	160,501	0	160,501	0.00
03-351824-4	LUALHATI B. CAPARAS	192,607	0	192,607	0.00
00-410900-3	NORMA Z. CAPARAS	85,601	0	85,601	0.00
03-351924-7	PABLO B. CAPARAS	192,607	0	192,607	0.00
03-460230-9	NORBERTO CAPAY	18,936	0	18,936	0.00
00-411500-8	PEDRO CAPEGSAN	542,183	0	542,183	0.00
00-411700-3	JOSE A. CAPELLAN	214,002	0	214,002	0.00
00-441800-9	ANTONIO M. CAPILI	385,205	0	385,205	0.00
00-442600-9	JOSEPH CAPINOC/O ROSARY CAPINO-QUIAMBAO	138,030	0	138,030	0.00
00-442900-7	MANUEL CAPINPIN	15,133	0	15,133	0.00
00-443500-1	MARTA CAPIRAL	214,002	0	214,002	0.00
03-237015-3	ANGELINA M. CAPISTRANO	9,880	0	9,880	0.00
00-443900-2	CORAZON CAPISTRANO	214,002	0	214,002	0.00
00-444100-6	GLORIA TORRES CAPISTRANO	428,006	0	428,006	0.00
03-144903-8	GREGORIO V. CAPISTRANO	64,200	0	64,200	0.00
00-444400-4	JOSE C. CAPISTRANO	214,002	0	214,002	0.00
00-444700-2	LILIA A. CAPISTRANO	228,267	0	228,267	0.00
00-445000-9	OFELIA CAPISTRANO&/OR FERDIE CAPISTRANO	29,959	0	29,959	0.00
00-445100-1	PABLO V. CAPISTRANO	171,202	0	171,202	0.00
00-445200-4	RENATO T. CAPISTRANO	74,900	0	74,900	0.00
00-444300-1	JOSE A CAPISTRANO JR.	57,001	0	57,001	0.00
00-445600-5	LUZVIMINDA CAPULE	65,601	0	65,601	0.00
00-445700-8	MAXIMO B. CAPULE, JR.	1,670,077	0	1,670,077	0.00
03-371724-3	REY CARA	513,620	0	513,620	0.00
00-446000-4	VIRGINIA CARAG	214,002	0	214,002	0.00
00-446100-7	LEO CARAIG JR.	770,411	0	770,411	0.00
00-446400-5	BENITA C. CARAME	21,394	0	21,394	0.00
03-304024-4	CLARISSA PAMPLONA CARANDANG	87,350	0	87,350	0.00
03-268119-7	ELIZABETH CARANDANG	1,284,052	0	1,284,052	0.00
03-448830-7	ERLINDA G. CARANDANG	28,891	0	28,891	0.00
00-446700-3	JULITA V. CARANDANG	271,004	50,000	321,004	0.00
00-446500-8	JOSEPHINE CARANTES	96,300	0	96,300	0.00
00-446900-9	CIRIACO AMAT CARAOS	94,681	0	94,681	0.00
00-447200-5	ANTONIO CARBO	214,002	0	214,002	0.00
00-447300-8	AMPARO M. CARBONELL	128,401	0	128,401	0.00
00-447700-9	ELSIE L. CARBONELL	43,893	9,981	53,874	0.00
00-447800-1	EMMANUEL M. CARBONELL	835,237	0	835,237	0.00
00-447900-4	JOSEFINA V. CARBONELL	1,069,531	374,990	1,444,521	0.00
00-448000-5	NAPOLEON CARBONELL	642,009	0	642,009	0.00
00-448400-6	RAMON C. CARDENO JR.	321,004	0	321,004	0.00
00-449100-3	PAULINA E. CARDINES	42,800	0	42,800	0.00
00-449200-6	ROSITA CAREY	17,042	59,998	77,040	0.00
00-449400-1	REGINO CARIAGA&/OR TRINIDAD CARIAGA	385,205	0	385,205	0.00
00-449600-7	ANTONIO CARILLO	369,654	0	369,654	0.00
00-450000-2	REYNA T. CARILLO	55,997	0	55,997	0.00
00-450100-5	ANTONIO CARINO	54,239	0	54,239	0.00
00-450200-8	EDGARD CARINO	21,301	0	21,301	0.00
00-450500-6	LARRY N CARINO	9,957,476	0	9,957,476	0.00
00-450800-4	MARIANO CARINO	890,250	0	890,250	0.00
00-451300-6	ZENAIDA D. CARINO	97,340	0	97,340	0.00
00-451400-9	PETER CARL	21,400	0	21,400	0.00
03-526939-2	ALEX CARLOS	7,325	0	7,325	0.00
00-451700-7	ARCELI M. CARLOS	42,800	0	42,800	0.00
00-451900-2	AURORA O. CARLOS	3,210,049	0	3,210,049	0.00
00-452900-8	CARMENCITA T. CARLOS	128,401	0	128,401	0.00
00-453100-1	FILOMENA R. CARLOS	10,079,555	0	10,079,555	0.01
00-453300-7	FLORENCIA CARLOS	2,687,876	0	2,687,876	0.00
00-453000-9	FRANCES D. CARLOS	182,972	0	182,972	0.00
00-453600-5	HONORIO L. CARLOS	71,301	24,999	96,300	0.00
00-454000-4	JOSE R. CARLOS	958,574	120,000	1,078,574	0.00
00-454800-6	STEPHEN CHAN CARLOS	2,282,700	0	2,282,700	0.00
00-453900-3	JUAN L. CARLOS JR	517,164	0	517,164	0.00
00-452200-9	ALFREDO CARLOS JR.	257,087	0	257,087	0.00
00-454300-2	MENELEO CARLOS SR.	6,420,099	0	6,420,099	0.00
00-455102-9	DOMINADOR T. CARLOTA &/OR LUPO D.CARLOTA &/OR ELIZA T. CARLOT	222,727	0	222,727	0.00
00-455600-6	ERLINDA G. CARMONAAND/OR ROMEO P. CARMENA	111,275	0	111,275	0.00
00-456000-5	GILBERTO CAROLINO	390,341	0	390,341	0.00

00-456400-6	ROSALINDA CARPENA	898,813	0	898,813	0.00
00-456300-3	JACK H. CARPER	107,001	0	107,001	0.00
03-137003-9	AGNES REYES CARPIO	142,607	50,000	192,607	0.00
00-456600-1	JOSEFINA CARPIO	46,021	0	46,021	0.00
00-457100-3	MARCELINO CARPIO	35,463	0	35,463	0.00
00-457600-7	JESUS S. CARRASCO	212,796	0	212,796	0.00
00-457800-2	SUSANA L. CARRAWAY	29,305	0	29,305	0.00
00-458000-6	ADORADA CARREON	85,601	0	85,601	0.00
00-458100-9	ARMANDO CARREON	94,058	0	94,058	0.00
00-458200-1	CESAR L. CARREON	500,000	0	500,000	0.00
00-459100-4	JOSE S. CARREON	1,027,213	0	1,027,213	0.00
00-459600-8	ROBERTO PASILON CARREON	64,200	0	64,200	0.00
00-459800-3	SALUD N. CARREON	1,027,213	0	1,027,213	0.00
00-460200-9	VICENTE O CARREON	1,075,375	0	1,075,375	0.00
00-460700-2	ZENAIDA A. CARREON	80,244	0	80,244	0.00
00-458600-2	FILOMENO S. CARREON JR.	342,405	0	342,405	0.00
00-460800-5	EMELINA R. CARRILLO	6,047,732	0	6,047,732	0.00
00-460900-8	MANUEL LIMBANA CARRILLO	192,602	0	192,602	0.00
00-461300-7	CIPRIANA CARTONEROS	425,609	0	425,609	0.00
00-461700-8	NATHANIEL R. CARTONEROS	1,596,038	0	1,596,038	0.00
03-158403-7	EMILIANO CARUNCHO III	0	1,025,000	1,025,000	0.00
00-462000-4	EMILIANO CARUNCHO JR.	1,926,029	0	1,926,029	0.00
00-462100-7	MARCELO B. CARVAJAL	1,284,019	0	1,284,019	0.00
03-210810-4	DULCE P. CASACLANG	64,202	0	64,202	0.00
00-462800-6	MERLE V. CASAJE	214,002	0	214,002	0.00
00-463100-2	LEON V. CASALS	428,006	0	428,006	0.00
00-463200-5	CORNELIO CASANOVA	2,996,014	0	2,996,014	0.00
03-411129-4	JOSEPHINE R. CASANOVA	56,810	0	56,810	0.00
00-463300-8	ANACLETO CASAS	350,189	0	350,189	0.00
00-463500-3	CARLOS CASAS	29,959	0	29,959	0.00
00-463900-4	SEVERINO G. CASAS	256,803	0	256,803	0.00
00-464000-5	CHARLES LEO CASE	428,006	0	428,006	0.00
00-464100-8	BUENAVENTURA S. CASENAS	2,444,639	0	2,444,639	0.00
00-464300-3	AMELIA A. CASERA	42,800	0	42,800	0.00
00-464600-1	MERLYN F. CASIGURAN	2,827	0	2,827	0.00
00-464800-7	BENJAMIN G. CASILAN	42,800	0	42,800	0.00
00-465200-6	ELI S. CASIMERO	214,002	0	214,002	0.00
00-465500-4	GREGORIO CASINO	214,002	0	214,002	0.00
03-416529-2	KARLEEN ZITA P. CASINO	385,215	0	385,215	0.00
03-620968-2	RODRIGO CASINO	7,001	0	7,001	0.00
00-466000-6	JOSEPH CASSONE& HELEN CASSONE JTWROS	214,002	0	214,002	0.00
00-466600-2	ASISCLO A. CASTANEDA	13,439,407	0	13,439,407	0.01
00-466700-5	CATALINO CASTANEDA	656,013	200,000	856,013	0.00
03-645271-1	CONSUELO E. CASTANEDA	128,405	0	128,405	0.00
00-466800-8	ESTRELLA S. CASTANEDA	472,888	0	472,888	0.00
00-467200-7	ISABELO CASTANEDAAND/OR DIODORA CASTANEDA	150,000	0	150,000	0.00
00-467400-2	JAIME CASTANEDA&/OR GERARDO CASTANEDA	215,032	0	215,032	0.00
03-537839-6	JOSEFINA S. CASTANEDA	877,350	0	877,350	0.00
03-285322-7	MARY GRACE G. CASTANEDA	128,388	0	128,388	0.00
00-467600-8	OSCAR R. CASTANEDA	42,793	0	42,793	0.00
00-467800-3	ROBERTO CASTANEDA	274,777	0	274,777	0.00
00-468000-7	VICTOR V. CASTANEDA	59,880	29,999	89,879	0.00
00-467100-4	FROILAN T. CASTANEDA JR.AND/ OR ZOZIMA S. CASTANEDA	451,222	0	451,222	0.00
00-468400-8	AMELIA BRIAS CASTELEYN	428,006	0	428,006	0.00
03-404629-3	ROGELIO CASTELLANO	2,568,104	0	2,568,104	0.00
00-468200-2	EDMUNDO CASTELO	213,987	0	213,987	0.00
03-472530-9	ENRICO B. CASTELO	749,323	0	749,323	0.00
00-468300-5	RICARDO CASTELO	1,070,015	0	1,070,015	0.00
00-477400-3	ALFREDO M. CASTILLAN	64,200	0	64,200	0.00
00-477600-9	WILLIAM CASTILLEJO	47,534	16,666	64,200	0.00
00-469200-8	ANTONIO CASTILLO	993,063	0	993,063	0.00
00-468800-9	AURORA CASTILLO	100,000	0	100,000	0.00
00-469600-9	BELEN GANA CASTILLO	963,013	0	963,013	0.00
00-469700-1	BENJAMIN CASTILLO	21,400	0	21,400	0.00
00-469800-4	BERNARDA B. CASTILLO	10,698	0	10,698	0.00
00-469900-7	CARLOS NIEVES CASTILLO	256,803	0	256,803	0.00
00-470000-4	CARMEN M. CASTILLO	821,764	0	821,764	0.00
00-470300-2	DOMINGO G. CASTILLO	4,030,000	0	4,030,000	0.00
00-470800-6	EDGAR CASTILLO	528,841	0	528,841	0.00
00-470900-9	EMILIO CASTILLO	64,200	0	64,200	0.00
00-470700-3	EMIR J. CASTILLO	128,401	0	128,401	0.00
00-471300-8	FERNANDO CASTILLO	321,004	0	321,004	0.00
00-471500-3	FRANCISCO CASTILLO	498,952	0	498,952	0.00
00-473300-9	GREGORIO R. CASTILLO	4,494,182	0	4,494,182	0.00
00-473600-7	ISABEL CASTILLO	85,601	0	85,601	0.00
00-474200-1	LEONORA CASTILLO	128,401	0	128,401	0.00
00-474400-7	MA. ASUNCION CASTILLO	128,401	0	128,401	0.00
03-507039-1	NORMANDO CASTILLO&/OR MA. LOURDES CASTILLO	64,191	0	64,191	0.00
00-475100-4	PATRICIA V. CASTILLO	2,054,429	0	2,054,429	0.00

00-474800-8	PIO CASTILLO	54,766,873	0	54,766,873	0.03
03-548839-2	PRECIOSA D. CASTILLO	80,638	0	80,638	0.00
00-475200-7	RAMON G. CASTILLO	1,499,962	0	1,499,962	0.00
00-476000-7	ROLANDO C. CASTILLO	42,800	0	42,800	0.00
00-476800-9	STEPHEN CASTILLO	2,000,000	0	2,000,000	0.00
00-477000-2	VICENTE GANA CASTILLO	2,889,043	0	2,889,043	0.00
00-477200-8	VIRGINIA CASTILLO	214,002	0	214,002	0.00
03-538639-6	CARLITO CASTRILLO	1,369,655	0	1,369,655	0.00
00-485800-4	VICTOR CASTRILLO	271,004	50,000	321,004	0.00
00-479100-6	ANTONIO W. CASTRO	247	0	247	0.00
00-479200-9	CESAR D. CASTRO	426,695	0	426,695	0.00
03-292122-6	DOROTHY T. CASTRO	256,810	0	256,810	0.00
00-480700-4	EDITHA C. CASTRO	65,601	0	65,601	0.00
00-480500-9	EDWIN CASTRO	35,642	0	35,642	0.00
00-481200-6	FILOMENA S. CASTRO	42,800	0	42,800	0.00
03-187407-7	ISABELO R. CASTRO	303,453	0	303,453	0.00
00-482700-5	JOSE VIRGLILIO P. CASTRO	771,693	0	771,693	0.00
00-483000-1	LOURDES CASTRO	214,002	0	214,002	0.00
00-484200-2	NELLY A. CASTRO	85,601	0	85,601	0.00
00-484300-5	OLIVER CASTRO	214,002	0	214,002	0.00
00-484900-1	REYNALDO G. CASTRO	85,601	0	85,601	0.00
00-485000-2	SAMUEL CASTRO	256,803	0	256,803	0.00
00-485200-8	TIMOTEA F CASTRO	142,022	499,987	642,009	0.00
00-485400-3	TIMOTEA F. CASTRO&/OR MELANIE MANUEL	525,920	1,399,956	1,925,876	0.00
00-479900-8	CRISTOBAL R. CASTRO JR.	85,601	0	85,601	0.00
00-481900-5	JOSE LUNA CASTRO, JR.	1,070,015	0	1,070,015	0.00
00-487200-9	JOSE M. CATANGAY	107,001	0	107,001	0.00
00-487300-1	JAIME CATANGHAL	128,449	200	128,649	0.00
00-487100-6	BIENVENIDO C. CATANJAL	73,189	0	73,189	0.00
03-421429-3	ELIZABETH M. CATAPANG	847,368	0	847,368	0.00
00-487400-4	ROMUALDO A. CATAPIA	428,006	0	428,006	0.00
03-739174-6	ROMULO S. CATBAGAN	1,000,000	0	1,000,000	0.00
00-506100-5	MARCELA R. CATIBOG	64,200	0	64,200	0.00
00-506600-9	NICOLAS CATIIL	428,005	0	428,005	0.00
00-506500-6	LEVY M. CATIIS	475,347	166,662	642,009	0.00
00-507000-8	JULIANA CATOLOSAND/OR SIMPLICIO CATOLOS	54,200	10,000	64,200	0.00
00-507300-6	JOSE C. CATRAL, JR.	133,636	0	133,636	0.00
00-507500-1	MARIO C. CATU	42,800	0	42,800	0.00
00-507600-4	LUIS C. CATUBIG	1,312,026	0	1,312,026	0.00
00-507700-7	MERCY B. CATUBIG	856,013	0	856,013	0.00
00-507900-2	SOCORRO C. CATUDAN	128,401	0	128,401	0.00
00-508000-3	JAIME CATUIRA	228,268	0	228,268	0.00
03-706974-9	TERESITA P. CAVAS	239,806	0	239,806	0.00
00-508700-2	JOSEPHINE . CAVOUTORICHARD D. CAVUOTO	107,001	0	107,001	0.00
00-509300-7	CHING KIAT CAW	142,026	0	142,026	0.00
03-394829-5	MA. AMELIA S.J. CAYABA	22,717	0	22,717	0.00
03-242217-9	EFRENILO L. CAYANGA, JR.	1,804	0	1,804	0.00
00-510600-7	MENANDRO T. CAYAS	149,563	187,500	337,063	0.00
00-511000-6	AMELITA P. CAYETANO	14,200	0	14,200	0.00
00-511600-2	FREDDIE CEBALLOS	5,039,776	0	5,039,776	0.00
03-143303-6	ORFELINA A. CECILIA	51,362	0	51,362	0.00
00-512100-4	SALVADOR C. CEGUERA	214,002	0	214,002	0.00
00-512200-7	TERESITA C. CELEBRADO	107,001	0	107,001	0.00
03-651671-1	ALDEE J. CELIS	135,501	0	135,501	0.00
00-513300-5	ANTONIO A. CELIS	178,335	0	178,335	0.00
03-268419-5	ANTONIO A. CELIS	136,964	0	136,964	0.00
00-513800-9	DR. MANUEL E. CELIS	0	25,000	25,000	0.00
03-759674-1	EMERITA B. CELIS	328,541	0	328,541	0.00
00-513600-3	JOSE A. CELIS	178,336	0	178,336	0.00
00-513900-1	MONSERATT CELISAND/OR JOAQUIN CELIS	321,004	0	321,004	0.00
01-557800-8	LAO CEN	522,693	0	522,693	0.00
03-607445-8	CLARO R. CENIZA	650,000	0	650,000	0.00
00-514500-6	OLIVIA CENZAL	128,401	0	128,401	0.00
00-514600-9	ALEJANDRO CENON	542,009	100,000	642,009	0.00
00-514800-4	ARMAND D. CENTENO	60,530	0	60,530	0.00
03-397529-3	CAMILLE E. CENTENO	33,598	0	33,598	0.00
03-397229-5	ELIZABETH CENTENO	235,193	0	235,193	0.00
03-371824-6	RHONA E. CENTENO	134,393	0	134,393	0.00
03-397629-6	ARMAND E. CENTENO, JR.	45,796	0	45,796	0.00
03-689071-1	LAWRENCE CENZON&/OR CYNTHIA S. CENZON	23,699	0	23,699	0.00
03-430429-9	RUPERTO CERIN&/OR AMELLAIDA CERIN	19,999	0	19,999	0.00
00-515000-8	HENRY CERINETTI & MARY CEJTWROS	160,501	0	160,501	0.00
00-515200-3	GERALDINE E CERNAK	428,006	0	428,006	0.00
00-515300-6	KENNETH S CERNAK & MARY ANN CEJT/WROS	428,006	0	428,006	0.00
00-515400-9	ROSARIO CERRADA	171,202	0	171,202	0.00
00-515500-1	TIM CERTEZA	2,996,046	0	2,996,046	0.00
03-468730-6	AMELIA C. CERVANTES	201,595	0	201,595	0.00
03-392929-7	PEPITO NG CHA	4,300,714	0	4,300,714	0.00
00-517100-1	ALBERTO S. CHACON	1,300,000	0	1,300,000	0.00

00-517200-4	OSCAR C. CHACON	3,600,000	0	3,600,000	0.00
00-518000-4	ALLEN CHAM	3,552,059	0	3,552,059	0.00
00-518800-6	KIM HONG CHAM	1,498,022	0	1,498,022	0.00
03-484930-1	ALFONSO CHAN	2,054,481	0	2,054,481	0.00
03-421829-4	ANALISA D. CHAN	128,405	0	128,405	0.00
00-519600-6	ANGELITA L. CHAN	10,073	0	10,073	0.00
00-519300-8	ANTONIO CHAN	428,006	0	428,006	0.00
03-169103-5	BON DAN D. CHAN	5,487	1,924	7,411	0.00
00-519800-1	BRENDA CHAN	958,756	0	958,756	0.00
03-689671-8	CARMELITA DE LEON CHAN	2,568,104	0	2,568,104	0.00
03-399929-5	CAROLINE CHAN	5,375,893	0	5,375,893	0.00
03-401529-4	CHARLIE CHAN	399,996	0	399,996	0.00
00-521000-7	DEWEY CHAN	214,002	0	214,002	0.00
00-521400-8	EDERLITA CHAN	214,002	0	214,002	0.00
00-521600-3	ELIZABETH L. C. CHAN	139,997	0	139,997	0.00
03-343024-2	ELVIRA O. CHAN	1,337,272	0	1,337,272	0.00
00-521900-1	FELIPE CHAN	356,519	125,000	481,519	0.00
03-220110-6	FELIX CHAN	256,810	0	256,810	0.00
00-522500-6	FREDERICK CHAN	2,638,387	0	2,638,387	0.00
00-524200-9	HENRY CHAN	428,006	0	428,006	0.00
03-168303-5	JACQUELINE CHAN	86,665	0	86,665	0.00
00-524800-5	KEITH SY CHAN	2,100,000	0	2,100,000	0.00
00-525700-8	LOURDES J. CHAN	3,332	0	3,332	0.00
00-526100-7	MA. VICTORIA O. CHAN	642,009	0	642,009	0.00
03-468630-3	MATEO Y. CHAN	34,241,365	0	34,241,365	0.02
03-165603-7	MENY P. CHAN	128,405	0	128,405	0.00
00-526300-2	OSCAR P. CHAN	40,000	0	40,000	0.00
00-526500-8	PETER CHAN	71,675	0	71,675	0.00
00-526700-3	PRIMITIVO CHAN	35,506	125,000	160,506	0.00
00-526900-9	RENATO V CHANAND/OR ELEONORA L. CHAN	13,651	0	13,651	0.00
03-667971-3	SIMEON CHAN	1,612,727	0	1,612,727	0.00
00-532200-9	SIOK JIM CHAN	4,956	0	4,956	0.00
00-532500-7	SIOK TY CHAN	537,574	0	537,574	0.00
00-527800-1	THELMA CHAN	214,002	0	214,002	0.00
03-306424-6	VICKY L. CHAN	4,798,415	0	4,798,415	0.00
00-528000-5	VICTOR CHAN	17,986	0	17,986	0.00
00-533000-9	WAI IP CHAN	641,715	224,993	866,708	0.00
00-522800-4	GABRIEL CHAN JR.	1,936,832	0	1,936,832	0.00
00-527700-9	TOMAS BATO CHAN JR.	428,006	0	428,006	0.00
00-529200-6	ANGELA CHANCHICO	684,809	0	684,809	0.00
00-528800-7	ANTONIO P CHANCO	1,251,917	0	1,251,917	0.00
00-529100-3	LETICIA V. CHANCO	214,002	0	214,002	0.00
01-224100-4	ARACELI G. CHAND	2,710,049	500,000	3,210,049	0.00
00-529300-9	DAVID GOLA CHANDLER ESQ	214,002	0	214,002	0.00
03-676871-6	DAVID O. CHANG	20,410	0	20,410	0.00
00-530100-5	OLIVIA U CHANG	5,686,044	0	5,686,044	0.00
00-530200-8	PATRICIA CHANG	5,117,442	0	5,117,442	0.00
00-530600-9	WILLY GO CHANG	770,414	0	770,414	0.00
00-530900-7	VICENTE ONG CHANHOI	422,943	0	422,943	0.00
00-532900-8	DOLORES CHANTIACO	59,920	0	59,920	0.00
00-533500-2	ANDRES L. CHAO	5,136,074	0	5,136,074	0.00
00-533700-8	EDDIE LIM CHAO	11,182,570	0	11,182,570	0.01
03-525439-3	GLORIA STUART CHAO	503,976	0	503,976	0.00
03-701774-6	LAO GIOK CHAO	6,848,273	0	6,848,273	0.00
00-533900-3	WILLIAM CHAO	1,070,015	0	1,070,015	0.00
00-539500-5	PLATON P. CHAVES	321,004	0	321,004	0.00
00-538700-5	EMETERIO CHAVEZ	269,869	0	269,869	0.00
00-539100-4	FELICISIMO G. CHAVEZ	214,002	0	214,002	0.00
00-539200-7	GREGORIO CHAVEZ	171,202	0	171,202	0.00
00-539400-2	MARCOS S. CHAVEZ	64,200	0	64,200	0.00
00-539800-3	BOON HENG CHEAK	1,526,931	0	1,526,931	0.00
00-540400-4	ALICE CHEN	3,173,913	0	3,173,913	0.00
00-540500-7	BETTY CHEN	3,173,913	0	3,173,913	0.00
03-220811-3	CLARO Y. CHEN	46,924	0	46,924	0.00
00-540800-5	DALTON T. CHEN	886,666	0	886,666	0.00
00-548300-5	HSIANG LIN CHEN	214,002	0	214,002	0.00
00-548600-3	KING WY CHEN	492,858	0	492,858	0.00
00-720500-9	MARK B. CHEN CUA	501,140	0	501,140	0.00
03-477530-6	HUANG CHEN-MOU	806,375	0	806,375	0.00
00-541300-7	ALFREDO CHENG	52,156	0	52,156	0.00
03-348624-6	CARLOS CHENG&/OR ARCHILLES BARTOLOME	533,333	0	533,333	0.00
03-748374-7	CHARLOTTE CUA CHENG	102,757,470	0	102,757,470	0.05
03-400029-5	CHERYL YAO CHENG	3,042,779	0	3,042,779	0.00
00-542100-7	DIANA Y. CHENG	755,820	249,993	1,005,813	0.00
03-432029-9	EVAN QUE CHENG	7,078,234	0	7,078,234	0.00
00-542500-8	FELIX CHENG	2,883,725	0	2,883,725	0.00
00-542900-9	FELIX CHENG	67,191	0	67,191	0.00
03-783174-8	FREDERICK A. CHENG	3,118,224	0	3,118,224	0.00
03-389329-8	GEORGE C. CHENG	96,302	0	96,302	0.00

01-238700-3	GUI CHENG	684,809	0	684,809	0.00
00-544000-5	JEFFERSON CHENG	709,333	0	709,333	0.00
03-402329-4	JOHNNY QUE CHENG	2,937,366	0	2,937,366	0.00
00-543700-9	JUANITO CHENG	1,536,179	0	1,536,179	0.00
03-793074-6	LISA GOKONGWEI CHENG	17,834	0	17,834	0.00
03-610345-8	LIU HSUN CHENG	1,000,000	0	1,000,000	0.00
00-544300-3	MARIA CHENG	3,844,881	0	3,844,881	0.00
00-544400-6	MARINA L. CHENG	642,009	0	642,009	0.00
00-545200-6	RAMON U. CHENG	500	0	500	0.00
00-545400-1	ROBERTO CHENG	385,205	0	385,205	0.00
00-546300-4	WILSON CHENG	42,800	0	42,800	0.00
03-103800-1	YU CHENG KHO	2,739,239	0	2,739,239	0.00
00-549700-1	RICHARD CHESNOFF	1,070,015	0	1,070,015	0.00
00-550700-3	GUK GEE CHI	68,423	0	68,423	0.00
00-551100-2	MARIA LIM CHIA	84,259	0	84,259	0.00
03-774774-9	ANTHONY CHUA CHIACO	258,800,000	0	258,800,000	0.13
03-774674-6	BENEDICT CHUA CHIACO	258,800,000	0	258,800,000	0.13
00-551600-6	CHRISTINE S. CHUA CHIACO	123,233	0	123,233	0.00
03-698373-1	ERNESTO CHUA CHIACO&/OR MARGARET S. CHUA CHIACO	80,000,000	0	80,000,000	0.04
03-697473-9	ERNESTO CHUA CHIACO&/OR MARGARET S. CHUA CHIACO	299,000,000	0	299,000,000	0.15
03-774574-3	KRISTINE CHUA CHIACO	258,800,000	0	258,800,000	0.13
00-552300-3	ANTONIO CHIAN	5,039,776	0	5,039,776	0.00
00-552500-9	BENITO DY CHIAO	13,696,202	0	13,696,202	0.01
03-103600-6	YU CHIAO HUI	75,745	0	75,745	0.00
00-552600-1	CAROLINA CHIAPOCO	205,440	0	205,440	0.00
00-600400-2	CHUA HAW CHIAT	5,320,009	0	5,320,009	0.00
03-107500-5	YU KHENG CHIAU	220,128	0	220,128	0.00
03-016800-7	WEN CHIH CHANG	2,710,049	500,000	3,210,049	0.00
00-554300-4	SAN CHIK	237,655	83,325	320,980	0.00
00-553900-5	ERLINDA CHIKIAMCO	1,765,525	0	1,765,525	0.00
00-554000-6	PATERNO S. CHIKIAMCO	85,601	0	85,601	0.00
00-554400-7	MANUEL S. CHILIP	360,842,316	0	360,842,316	0.18
00-558400-9	HEIN YEU CHIN	428,006	0	428,006	0.00
00-554700-5	ILDEFONSO CHIN	1,926,029	0	1,926,029	0.00
03-415929-8	NG AH CHIN	3,108,963	0	3,108,963	0.00
03-399129-3	YU CHIN HUAT	430,044	0	430,044	0.00
03-650871-1	ONG CHIN SIU	233,325	0	233,325	0.00
03-104400-6	YU CHIN TIANG	1,140,033	0	1,140,033	0.00
03-630670-6	CATHERINE CHING	11,000,000	0	11,000,000	0.01
00-555800-3	CYNTHIA D. CHING	32,254,557	0	32,254,557	0.02
03-657671-4	GINA CHING	1,705,758	0	1,705,758	0.00
00-556400-8	JULIE CHING	327,583	0	327,583	0.00
00-556900-1	LORENZO CHING	986,656	0	986,656	0.00
00-557000-2	MONICA CHING	128,401	0	128,401	0.00
00-557100-5	PABLO CHING	456,538	0	456,538	0.00
00-559300-1	SEE LING CHING	1,007,954	0	1,007,954	0.00
00-557500-6	SHIRLANE CHING	128,401	0	128,401	0.00
00-559500-7	TAN CHING	428,006	0	428,006	0.00
00-559700-2	TEAK SHING CHING	302,383	0	302,383	0.00
00-559900-8	TIONG KANG CHING	37,630,314	0	37,630,314	0.02
00-560000-5	TIONG KENG CHING	622,512,998	0	622,512,998	0.31
00-557700-1	VIVIAN CHING	4,280,066	0	4,280,066	0.00
03-047200-9	YAO E. CHING	56,810	0	56,810	0.00
03-168403-8	CHUA CHING SAN	1,166,665	0	1,166,665	0.00
00-728200-4	CU CHING YAN	0	2,800,000	2,800,000	0.00
00-558200-3	VICTORIA H. CHINGTOCO	53,330	0	53,330	0.00
02-667700-1	SY CHINKE	841,054	0	841,054	0.00
00-560300-3	PAZ CHIO	100,000	0	100,000	0.00
03-392629-9	CHING T. CHIONG	5,862,119	0	5,862,119	0.00
03-406229-3	NORA A. CHIONG&/OR HENSON CHIONG	898,836	0	898,836	0.00
00-561600-7	PEDRO S. CHIONG	42,800	0	42,800	0.00
03-478330-6	ANTHONY DEE K. CHIONG, JR.	16,690	0	16,690	0.00
00-561900-5	VICTOR S. CHIONGBIAN	7,806,834	0	7,806,834	0.00
00-562000-6	VICTOR S. CHIONGBIAN	7,851,543	0	7,851,543	0.00
00-562200-1	VIRGINIA S. CHIONGBIAN	2,833,221	0	2,833,221	0.00
00-562600-2	ANTONIO CHIU	399,975	0	399,975	0.00
03-355924-9	ANTONIO N. CHIU	44,216,738	0	44,216,738	0.02
03-524239-2	CLIFTON C. CHIU	2,927,638	0	2,927,638	0.00
00-562800-8	DOMINGO CHIU	249,991	0	249,991	0.00
03-290222-8	ELIZABETH CHIU	8,601,429	0	8,601,429	0.00
03-290422-3	GRACE CHIU	8,334,765	0	8,334,765	0.00
03-290522-6	HENRY N. CHIU	44,216,738	0	44,216,738	0.02
03-290622-9	KRISTINE CHIU	8,601,429	0	8,601,429	0.00
00-563800-3	LUCIA CHIU	117,447	0	117,447	0.00
00-564900-1	RAMON L. CHIU	57,891,875	0	57,891,875	0.03
00-565600-9	RICARDO LOW KANG CHIU	3,799,810	0	3,799,810	0.00
00-564800-9	ROSE L. CHIU	66,999	0	66,999	0.00
03-290722-1	YVONNE CHIU	8,601,429	0	8,601,429	0.00
03-624568-3	JIMMY CHU CHO CHIAW	1,280,638	0	1,280,638	0.00

02-235900-6	POON CHO-FUN	214,002	0	214,002	0.00
03-216310-3	CATHERINE CHOA	4,349,978	0	4,349,978	0.00
00-566900-2	CHOA SIU TIN	97,413	0	97,413	0.00
03-514839-8	LYDIA S. CHOI	20,260	0	20,260	0.00
00-561300-9	FRANCISCO CHONG	10,956,959	0	10,956,959	0.01
00-570600-2	WILL BENG CHONG	128,379	0	128,379	0.00
00-571000-1	YU LA CHONG	645,103	0	645,103	0.00
03-117400-3	YU TING CHONG	27,031	0	27,031	0.00
03-426129-2	LEE CHONG HENG	1,284,052	0	1,284,052	0.00
03-402029-6	HOI SAN CHOY	4,945,820	0	4,945,820	0.00
00-571400-2	WILLIAM CHOY	2,140,033	0	2,140,033	0.00
00-571600-8	MARY CHRISTIAN	42,800	0	42,800	0.00
03-728874-9	ANTONIO C. CHU&/OR ALBERT C. CHU	5,375,751	0	5,375,751	0.00
01-212600-6	GO SIOK CHU	833,312	0	833,312	0.00
03-627168-9	SIMPLICIO L. CHU	1,471,474	0	1,471,474	0.00
00-573100-5	WILLIAM S. CHU	755,962	0	755,962	0.00
03-279822-1	ALEX A. CHUA	28,405	0	28,405	0.00
03-234015-7	ANABEL T. CHUA	128,405	0	128,405	0.00
00-574200-3	ANDREW G. CHUA	1,284,019	0	1,284,019	0.00
00-573500-6	ANITA ONG CHUA	2,054,429	0	2,054,429	0.00
00-574600-4	ANTONIO CHUA&/OR SUSAN CHUA	3,081,642	0	3,081,642	0.00
00-575400-4	ANTONIO F. CHUA	11,110	0	11,110	0.00
00-575500-7	ANTONIO G. CHUA	64,200	0	64,200	0.00
00-575100-6	ARSENIO CHUA	3,959,125	0	3,959,125	0.00
00-576200-4	BADING CHUA	799,980	0	799,980	0.00
00-576000-9	BELEN A. CHUA	1,613,466	0	1,613,466	0.00
03-404029-7	BETTY TAN CHUA	1,369,654	0	1,369,654	0.00
00-598900-6	BING CHIN CHUA	192,052	0	192,052	0.00
03-705374-7	BONIFACIO S. CHUA	1,000,000	0	1,000,000	0.00
03-625868-7	BUAN CHUA	2,000,000	0	2,000,000	0.00
03-245817-1	CARLOS CHUA	399,996	0	399,996	0.00
00-577300-2	CARLOS T. CHUA	25,522	0	25,522	0.00
00-577500-8	CARLOS T. CHUA	607	0	607	0.00
00-580000-7	CARMENCITA CHUA	119,843	0	119,843	0.00
00-578100-2	CECILIA CHUA	1,712,023	0	1,712,023	0.00
00-577000-4	CECILY G. CHUA	3,903,414	0	3,903,414	0.00
03-673971-2	CHARLEY CHUA	500,000	0	500,000	0.00
00-579300-3	CHRISTINE C. CHUA	129,021,462	0	129,021,462	0.06
00-579600-1	CHRISTINE V. CHUA	2,888,995	0	2,888,995	0.00
00-578700-9	CONCHITA GO CHUA	21,966	0	21,966	0.00
00-578300-8	CONRADO S. CHUA	5,999,400	0	5,999,400	0.00
00-579700-4	CONSTANTINO CHUA	10,272,409	0	10,272,409	0.01
00-578200-5	CORAZON L. CHUA	42,800	0	42,800	0.00
00-578900-4	CRISPINA K. CHUA	8,899	0	8,899	0.00
03-652571-4	DAVID CHUA	2,000,000	0	2,000,000	0.00
03-439629-3	DENNIS S. CHUA&/OR MARRIETTA CHUA	365,954	0	365,954	0.00
00-580200-2	DIANA S. CHUA	1,710,049	500,000	2,210,049	0.00
03-669371-8	DOMINGO L. CHUA	6,353,266	0	6,353,266	0.00
00-581000-2	EDWARD L. CHUA	2,159,133	2,950,000	5,109,133	0.00
00-581900-7	ELIZABETH YU CHUA	428,006	0	428,006	0.00
00-580400-8	ELY H. CHUA	2,066,393	0	2,066,393	0.00
03-485830-4	ENG HIAN S. CHUA	215,033	0	215,033	0.00
02-050200-8	ERLINDA ONG CHUA	4,838,099	0	4,838,099	0.00
00-581200-8	ESTEBAN CHUA	321,004	0	321,004	0.00
00-580900-1	EVELYN CHUA	181,519	0	181,519	0.00
03-414729-7	FELIPE CHUA	5,136,208	0	5,136,208	0.00
00-582600-4	FELIPE S. CHUA	35,504	124,993	160,497	0.00
03-536939-3	FELIPE T. CHUA	25,681	0	25,681	0.00
00-582000-8	FELY CHUA	214,002	0	214,002	0.00
00-582300-6	FERLAN M. CHUA	963,013	0	963,013	0.00
00-582200-3	FIDEL CHUA	66,250	0	66,250	0.00
00-583100-6	FRANCISCO A CHUA	200,000	0	200,000	0.00
00-583700-2	GABRIEL CHUA	97,581	0	97,581	0.00
00-583500-7	GENE CHUA	542,009	100,000	642,009	0.00
00-583800-5	GILBERT E. CHUA	18,616,576	0	18,616,576	0.01
00-583900-8	GILBERT G. CHUA	100,794	0	100,794	0.00
03-601445-5	HARRY T. CHUA	806,383	0	806,383	0.00
00-584200-4	HENSON YU CHUA	19,539,910	0	19,539,910	0.01
00-586600-6	JANETTE B. CHUA	142,022	499,987	642,009	0.00
03-179105-2	JEFFREY TEO CHUA	10,749	0	10,749	0.00
03-170403-5	JENNY E. CHUA	192,607	0	192,607	0.00
00-584900-3	JIMMY CHUA	619,971	0	619,971	0.00
00-585400-5	JIMMY CHUA	630,984	0	630,984	0.00
03-661371-4	JOCELYN CHUA	1,025,052	0	1,025,052	0.00
00-586800-1	JOSEFINA C. CHUA	642,009	0	642,009	0.00
03-710174-5	JOSEFINA DEE CHUA	2,822,345	0	2,822,345	0.00
00-585800-6	JOSEPH CHUA	2,927,561	0	2,927,561	0.00
03-487030-3	JOSEPH C. CHUA	1,253,873	0	1,253,873	0.00
00-586900-4	JOSEPHINE TY CHUA	5,107,096	0	5,107,096	0.00

00-586300-8	JUANITA CHUA	321,004	0	321,004	0.00
03-692171-7	JUANITO CHUA	59,616	0	59,616	0.00
03-653671-2	JUDY CHINGTOCO CHUA	855,147	0	855,147	0.00
00-587000-5	LAO CHUA	13,661,347	0	13,661,347	0.01
01-558000-1	LAO CHUA	1,720,582	0	1,720,582	0.00
00-587700-4	LEONCIO A CHUA	860,089	0	860,089	0.00
00-588200-6	LETICIA TAN ROXAS CHUA	125,000	0	125,000	0.00
03-442829-1	LINDA CHUA&/OR ALBERTO CHUA	2,342,110	0	2,342,110	0.00
00-587500-9	LORETA CHUA	642,009	0	642,009	0.00
00-587600-1	LUCILO N. CHUA	2,501,195	0	2,501,195	0.00
00-588800-2	MANOLO A. CHUA	6,450,909	0	6,450,909	0.00
00-590200-3	MELODIA T. CHUA	11,360	0	11,360	0.00
00-589300-4	MICHAEL CHUA	2,500,000	0	2,500,000	0.00
01-170900-7	MILA G. CHUA	2,187,876	0	2,187,876	0.00
00-591200-9	NATIVIDAD I. CHUA	1,640,033	0	1,640,033	0.00
00-591000-3	NELIDA CHUA	54,182	0	54,182	0.00
03-388029-4	NELSON CO CHUA	847,368	0	847,368	0.00
00-590900-2	NORMA CHUA	342,404	0	342,404	0.00
03-458430-7	OSCAR CHUA&/OR JANE CHUA	21,583,385	0	21,583,385	0.01
00-592200-4	PACIFICO JAMES TAN CHUA	532,013	0	532,013	0.00
00-592100-1	PAULINA CHUA	200,000	0	200,000	0.00
00-591900-8	PETER T.R. CHUA	1,626,419	0	1,626,419	0.00
03-476830-9	PETER T. R. CHUA&/OR HANS ERIC G. R. CHUA	6,848,273	0	6,848,273	0.00
00-594100-2	RENATO CHUA	11,110	0	11,110	0.00
03-485030-2	RENATO YAO CHUA	666,660	0	666,660	0.00
03-572542-3	RICHARD C. CHUA	4,300,715	0	4,300,715	0.00
03-394129-6	ROJAS CHUA	34,165,256	0	34,165,256	0.02
03-660271-6	ROSE CHUA	1,612,724	0	1,612,724	0.00
03-756374-7	SANTIAGO CHUA	2,186,777	0	2,186,777	0.00
03-431229-9	SOO SIAN CHUA	2,568,104	0	2,568,104	0.00
03-742474-7	STEPHANIE DE LEON CHUA	1,828,525	0	1,828,525	0.00
00-595400-6	SUSAN CHUA	449,392	0	449,392	0.00
00-595800-7	TERESITA CHUA	1,369,619	0	1,369,619	0.00
00-596200-6	TERESITA DO DAM CHUA	214,002	0	214,002	0.00
00-596600-7	VICENTE T. CHUA	1,947,478	0	1,947,478	0.00
03-456430-6	VICTOR CHUA	24,351,114	0	24,351,114	0.01
03-461730-8	VICTOR T. CHUA	10,159,616	0	10,159,616	0.01
00-596900-5	VICTORIO CHUA	100,000	0	100,000	0.00
00-596800-2	VIRGILIO CHUA	42,800	0	42,800	0.00
00-597000-6	VIRGINIA H CHUA	1,290,178	0	1,290,178	0.00
03-221811-9	WILLIAM H. CHUA	66,276	0	66,276	0.00
00-597700-5	WILLIAM I. CHUA	684,418	200,000	884,418	0.00
00-597600-2	WILLIAM ONG CHUA	2,054,434	0	2,054,434	0.00
03-396829-6	WILLIE T. CHUA	2,107,896	0	2,107,896	0.00
03-628068-1	WILLINGTON CHUA	2,500,000	0	2,500,000	0.00
00-604500-7	YU PEC CHUA	4,815,073	0	4,815,073	0.00
00-599600-3	CHRISTINE S CHUA CHIACO	428,006	0	428,006	0.00
00-551500-3	CHRISTINE S. CHUA CHIACO	813,222	0	813,222	0.00
03-774974-4	ERNESSON S. CHUA CHIACO	441,600,000	0	441,600,000	0.22
03-774874-1	GENEVIEVE S. CHUA CHIACO	441,600,000	0	441,600,000	0.22
03-625668-1	MARGARET CHUA CHIACO&/OR LUCILA SY GAN	100,000,000	0	100,000,000	0.05
03-775074-5	MARGARET S. CHUA CHIACO	663,400,000	0	663,400,000	0.33
00-599800-9	CHUA ENG CHIU	1,511,958	0	1,511,958	0.00
00-599900-1	CHUA GIAN	856,013	0	856,013	0.00
00-600600-8	CHUA HUAY SOON	4,479,832	0	4,479,832	0.00
00-601000-7	CHUA MEI YONG	4,205	0	4,205	0.00
03-358924-5	OLIVIA CHUA NG	12,472,072	0	12,472,072	0.01
03-515439-2	LIM CHUA TAY	3,242,568	0	3,242,568	0.00
00-603700-7	CHUA TIONG KUI	282,491	0	282,491	0.00
00-575800-5	BING C. CHUA, JR.	99,905	500,000	599,905	0.00
03-577442-8	DOMINGO T. CHUA, JR.	3,800,000	0	3,800,000	0.00
03-273219-3	RODRIGO UY CHUA, JR.	3,800,714	0	3,800,714	0.00
03-409429-5	SIMON CHUAHE	22,799,992	0	22,799,992	0.01
00-600800-3	AKIMNA T. CHUAHO	11,400	0	11,400	0.00
00-601900-1	HENRY T. CHUANG	806,360	0	806,360	0.00
03-575442-7	YU CHUEN YAN	10,000,000	0	10,000,000	0.01
00-604900-8	EDUARDO CHUIDIAN	642,009	0	642,009	0.00
03-290922-7	ALEJANDRO CHUA CHUN	6,010	0	6,010	0.00
02-734700-4	TAN CHUN GUAN	8,623,863	0	8,623,863	0.00
00-606300-2	BETTY CHUNG	214,002	0	214,002	0.00
03-731974-4	FELIX GO CHUNG	424,136	0	424,136	0.00
03-731774-9	LIN LIN G. CHUNG	101,579,782	0	101,579,782	0.05
03-360424-9	SALVADOR CHUNG	1,083,690	0	1,083,690	0.00
01-014700-6	FONG CHUNG SING	14,202	10,000	24,202	0.00
00-607100-2	LEONCIO CHUNGUNCO	2,686,441	0	2,686,441	0.00
03-603045-5	MARIO CHUO&/OR ANTONIO SIA	1,000,000	0	1,000,000	0.00
02-173800-4	ESTANISLAO CHUPUNGO	65,601	0	65,601	0.00
00-608100-8	DOREEN CHURCHILL	642,009	0	642,009	0.00
00-608300-3	JACK CHURCHILL ESQ	214,002	0	214,002	0.00

00-608500-9	MARCUS HULME CHUTER	214,002	0	214,002	0.00
00-608600-1	CHENG KENG K. CHUY	3,081,643	0	3,081,643	0.00
03-107800-3	YU KIM CHUY	40,360	0	40,360	0.00
00-608800-7	EMETERIO G. CIABAL&/OR CESAR GUEVARRA	107,512	0	107,512	0.00
00-609100-3	PHILIP T. CIANO	549,000	0	549,000	0.00
00-609200-6	BENEDICTO CID	192,602	0	192,602	0.00
00-609500-4	AMALIA C. CILLAN	32,098	0	32,098	0.00
00-609600-7	BABYLOU C. CIMAFRANCA	96,300	0	96,300	0.00
00-609900-5	CLARO M. CINCO	85,601	0	85,601	0.00
00-610100-5	JOSEFINA CINCO	141,865	0	141,865	0.00
00-610700-1	RENATO M. CINCO&/OR MA. ASUNCION CINCO	256,803	0	256,803	0.00
03-751574-5	SIMON LO CINCO	100,605	0	100,605	0.00
00-611300-6	SEBASTIAN CIOLINO	1,712,026	0	1,712,026	0.00
00-611400-9	JULIANITO A. CIPRIANO	0	108,312	108,312	0.00
00-617500-4	CAROLYN CIY	353,186	0	353,186	0.00
03-550539-1	ROSARIO V. CLARAVALL&/OR ROSARIO S. VILLAMORA	513,604	0	513,604	0.00
00-618100-9	JOHN CLARE	214,002	0	214,002	0.00
00-618300-4	LETICIA FLORES CLARIDAD	42,800	0	42,800	0.00
00-618400-7	JOHN ARTHUR CLARK	214,002	0	214,002	0.00
00-618700-5	JOSEPH A. CLARK&/OR MRS. ALYCE M CLARK	856,013	0	856,013	0.00
00-618800-8	MAURICE HORROCKS CLARK	149,800	0	149,800	0.00
00-619600-8	EVANGELINE R. CLAUDIO	214,002	0	214,002	0.00
00-620200-9	PEDRO A. CLAUDIOAND SOFIA N. CLAUDIO	273,930	0	273,930	0.00
03-781874-6	RODOLFO E. CLAUDIO	321,005	0	321,005	0.00
00-620400-4	VICTORIA S. CLAUDIO&/OR JOSE S. CLAUDIO, JR.	326,659	1,150,000	1,476,659	0.00
00-620700-2	GREGORY R. CLAVANO	2,254,290	0	2,254,290	0.00
00-620900-8	IMELDA RUTH MAY M CLAVE	709,344	0	709,344	0.00
00-621100-1	MURIEL GAY CRISTINA M CLAVE	709,344	0	709,344	0.00
00-621200-4	NATHANIEL JOHN M. CLAVE	725,337	0	725,337	0.00
00-621300-7	NUEVA FLORA ZITA M CLAVE	709,344	0	709,344	0.00
00-621500-2	QUIRINA R. CLAVERIA	284,044	0	284,044	0.00
03-329024-3	RODRIGO L. CLAVERIA	256,810	0	256,810	0.00
03-765774-3	ALEKSANDRA J. CLAYTON	266,662	0	266,662	0.00
00-622000-4	CHARLES CLEMENTE	2,465,314	0	2,465,314	0.00
00-622400-5	EMILIE CLEMENTE	48,151	0	48,151	0.00
00-622900-9	OLIVIA D. CLEMENTE	55,639	0	55,639	0.00
00-623100-2	OPHELIA CLEMENTE	85,601	0	85,601	0.00
00-623200-5	ROGELIO CLEMENTE	128,401	0	128,401	0.00
00-623600-6	WILLIAM D. CLEMENTE	64,200	0	64,200	0.00
00-622700-3	LUCIANO D. CLEMENTE JR.	42,800	0	42,800	0.00
00-622100-7	CHARLES T. CLEMENTE SR.	4,382,783	0	4,382,783	0.00
00-623700-9	GLORIA M. CLETO	542,009	100,000	642,009	0.00
00-623800-1	JUANITO P. CLETO	449,406	0	449,406	0.00
00-623900-4	AGUSTIN CLIMACO	963,013	0	963,013	0.00
00-624000-5	GERONIMO CLITAR	98,401	0	98,401	0.00
00-625500-4	ALFREDO CO	128,401	0	128,401	0.00
03-418129-2	ALLAN RAYMOND CO	3,424,136	0	3,424,136	0.00
03-417929-9	ALVIN CO	3,424,136	0	3,424,136	0.00
00-625400-1	ANDRES CO	10,576,551	0	10,576,551	0.01
00-625300-9	ANITA CO	5,556,327	0	5,556,327	0.00
03-456330-3	BABY C. CO&/OR NELSON CHUA	2,015,961	0	2,015,961	0.00
03-436529-4	BALDWIN DEE CO	430,069	0	430,069	0.00
03-436229-6	BALDWIN SCOTT CO	430,069	0	430,069	0.00
00-627400-2	BENJAMIN TIO CO	128,401	0	128,401	0.00
00-627900-6	CAROL ANN CO	642,009	0	642,009	0.00
03-436329-9	CATHRINA DEE CO	430,069	0	430,069	0.00
00-628400-8	CONCEPCION CO	192,602	0	192,602	0.00
03-612245-6	CONRADO S. CO	26,879,470	0	26,879,470	0.01
00-628700-6	DARRYL T. CO	321,004	0	321,004	0.00
03-436429-1	DELWIN DEE CO	430,069	0	430,069	0.00
00-628800-9	DOLORES C. CO	19,468	0	19,468	0.00
03-417829-6	ESTER CO	3,424,136	0	3,424,136	0.00
00-629100-5	EVELYN CO	214,002	0	214,002	0.00
00-629600-9	FELISA T. CO	128,401	0	128,401	0.00
00-629500-6	FELISA UY CO	15,205,031	0	15,205,031	0.01
03-330424-6	FRANCES D. CO	215,032	0	215,032	0.00
00-629800-4	GILDA V. CO	85,593	0	85,593	0.00
03-713074-9	GRACE CHUA CO	1,413,000	0	1,413,000	0.00
03-633371-2	GRACE S. CO	1,000,000	0	1,000,000	0.00
00-631800-1	JERRI LYNN CO	642,009	0	642,009	0.00
03-486030-8	JESUS MAPALAD CO	171,205	0	171,205	0.00
03-299424-9	JOHNNY TAN CO	1,784,391	0	1,784,391	0.00
02-697400-6	JOHNNY TAN CO	965,776	0	965,776	0.00
00-630800-6	JOHNNY TIO CO	149,801	0	149,801	0.00
00-631600-6	JOHNSON U. CO	6,140,089	0	6,140,089	0.00
03-570742-8	JOVITO CO	6,011	0	6,011	0.00
00-631500-3	JUANITA CO	1,177,305	166,662	1,343,967	0.00
00-631200-5	JUSTINO CO	427,974	0	427,974	0.00
03-417729-3	LILIBETH CO	3,424,136	0	3,424,136	0.00

03-462830-6	LOLY CO	4,031,923	0	4,031,923	0.00
03-433129-7	LUISITA S. CO&/OR CECILIA C. TOPACIO	5,500	0	5,500	0.00
00-633500-4	MARY CO	2,150,301	0	2,150,301	0.00
00-634700-5	MERILYN CO	7,991,487	0	7,991,487	0.00
00-634800-8	MICHAEL CHIU CO	1,122,500	0	1,122,500	0.00
03-397129-2	NELSON G. CO	25,679	0	25,679	0.00
00-636400-8	NENITA L. CO	833,312	0	833,312	0.00
00-636700-6	NESTOR M. CO	1,099,143	0	1,099,143	0.00
00-635800-3	NOEL T. CO	642,009	0	642,009	0.00
00-637100-5	OSCAR CO	64,200	0	64,200	0.00
00-638300-6	ROBERTO CO	321,004	0	321,004	0.00
00-638600-4	ROBERTO CO	499,987	0	499,987	0.00
00-637900-7	ROBIN T. CO	6,280,423	0	6,280,423	0.00
03-607945-1	RONALD CO&/OR SUSANA CO	22,000,000	0	22,000,000	0.01
00-639300-1	SAMSON T. CO	1,570,104	0	1,570,104	0.00
03-456830-7	SANTIAGO CO	19,041,365	0	19,041,365	0.01
00-640000-5	TEOFILO CO	5,852,272	0	5,852,272	0.00
00-684600-7	TONG TE CO	120,651,434	2,500,000	123,151,434	0.06
00-640700-4	VIRGINIA CO	4,256,013	833,312	5,089,325	0.00
00-641600-7	WILLIAM CO	1,070,015	0	1,070,015	0.00
03-454830-6	WILLIAM CO	1,420,260	0	1,420,260	0.00
03-521339-9	WILLIAM A. CO	957,974	0	957,974	0.00
00-641900-5	WILLIAM T. CO	1,570,104	0	1,570,104	0.00
00-641200-6	WILLY M. CO	137,388	0	137,388	0.00
00-642100-9	YOLANDA MARTINEZ CO	205,446	0	205,446	0.00
00-642000-6	YVONNE CO	1,883,225	0	1,883,225	0.00
00-642300-4	ZENAIDA CORONADO CO	428,006	0	428,006	0.00
00-642200-1	ZORAIDA CO	86,528	0	86,528	0.00
03-492730-6	BENITO CO CHAY LAY&/OR NEDING TAN	2,568,104	0	2,568,104	0.00
00-647900-8	CO LIAN	93,329	0	93,329	0.00
03-478930-2	EDSEL CO YAO	11,611,539	0	11,611,539	0.01
00-643000-1	BETTY CHEN COBONPUE	501,140	0	501,140	0.00
00-643500-5	RICARDO C. COCOK	4,838,179	0	4,838,179	0.00
03-577942-1	JESUS CODEN	1,500,000	0	1,500,000	0.00
00-643800-3	JESUS M. CODEN	628,308	0	628,308	0.00
00-644600-3	ERROL FREDERICK COHEN	214,002	0	214,002	0.00
00-645400-3	GRETCHEN O. COJUANGCO	13,505,051	0	13,505,051	0.01
03-406629-4	IMELDA O. COJUANGCO	2,897,352	0	2,897,352	0.00
00-645500-6	JOSEPHINE M COJUANGCO	20,544,305	0	20,544,305	0.01
02-646500-9	MARGARITA G. COJUANGCO SUNTAY	684,799	0	684,799	0.00
00-645900-7	ALICE Y. COKENG	21,503,036	0	21,503,036	0.01
00-646000-8	FRANCISCO COKENG	21,503,036	0	21,503,036	0.01
00-647000-3	ANTHONY COLANDUONI	321,004	0	321,004	0.00
03-295024-6	FRANCISCO COLAYCO	300,000	0	300,000	0.00
00-647500-7	JOHN COLEMAN	428,006	0	428,006	0.00
00-648000-9	JOSEFINA G. COLIGADO	214,002	0	214,002	0.00
00-648100-1	VICENTA COLINA	53,500	0	53,500	0.00
03-727074-1	NIEL COLINARES	64,341	0	64,341	0.00
00-648300-7	CELIA A. COLLADO	85,601	0	85,601	0.00
00-648500-2	ESTRELLA COLLADO	428,006	0	428,006	0.00
00-648600-5	LEANDRO COLLANTES	426,067	0	426,067	0.00
00-649000-4	AVELINA COLONIA	192,607	0	192,607	0.00
00-649300-2	RODOLFO C. COLOSO	1,284,019	0	1,284,019	0.00
00-649900-9	CARMEN COMIA	136,960	0	136,960	0.00
00-650000-6	JOSEFINA COMIA	42,800	0	42,800	0.00
03-773974-9	TERESITA O. COMISO	50,000	0	50,000	0.00
00-652000-7	LAZARO COMPLETO	1,203,798	0	1,203,798	0.00
00-652900-1	ALLAN DANTE M CONCEJERO	59,920	0	59,920	0.00
00-652600-3	ARIEL M CONCEJERO	59,920	0	59,920	0.00
00-653100-5	BENEDICTA M CONCEJERO	59,920	0	59,920	0.00
00-653400-3	DENNIS M CONCEJERO	59,920	0	59,920	0.00
00-653600-9	RONALDO M CONCEJERO	59,920	0	59,920	0.00
00-653800-4	ADOLFO M. CONCEPCION	271,004	50,000	321,004	0.00
03-200108-3	BERNARDO CONCEPCION	42,513	0	42,513	0.00
00-654400-9	CARMINIA G. CONCEPCION	149,800	0	149,800	0.00
00-654500-1	CONCEPCION TADE CONCEPCION	109,463	0	109,463	0.00
00-654700-7	EDDIE CONCEPCION	1,244,018	40,000	1,284,018	0.00
00-655300-1	GIL CONCEPCION	137,889	0	137,889	0.00
03-355024-4	ISABELO C. CONCEPCION	42,800	0	42,800	0.00
00-655500-7	JOSE MA. CONCEPCION	171,202	0	171,202	0.00
03-322724-4	LIZA GAY R. CONCEPCION	36,964	0	36,964	0.00
03-512439-6	MA. VICTORIA A CONCEPCION	85,601	0	85,601	0.00
00-655700-2	MERCEDITAS CONCEPCION	214,002	0	214,002	0.00
03-713974-3	RAUL ANTHONY CONCEPCION	102,152	0	102,152	0.00
00-656000-9	REYNALDO CONCEPCION&/OR JESUSA CONCEPCION	24,190,867	0	24,190,867	0.01
03-334724-6	ROBERTO R. CONCEPCION	256,810	0	256,810	0.00
00-656100-1	VICENTE E. CONCEPCION	42,800	0	42,800	0.00
00-656200-4	VICTORIANA D. CONCEPCION	503,976	0	503,976	0.00
00-653900-7	BENJAMIN YEE CONCEPCION SR	261,857	0	261,857	0.00

00-656600-5	IMELDA CONCIO	214,002	0	214,002	0.00
00-657000-4	ANTONIO CONDA&/OR EILLEN CONDA	299,601	0	299,601	0.00
03-620768-7	ANGELITA MACASAET CONDE	1,550,000	0	1,550,000	0.00
00-657300-2	FR. WALTHRODE CONDE	138,205	0	138,205	0.00
00-657400-5	WALTHRODE B. CONDE	94,681	0	94,681	0.00
00-657800-6	PEDRITO M. CONDENO	171,196	0	171,196	0.00
00-657500-8	ERLINDA CONDEZ	42,800	0	42,800	0.00
00-657700-3	LOURDES CONDEZA	283,720	0	283,720	0.00
00-657900-9	ANTONIO E. CONEJERO	32,101	0	32,101	0.00
00-658100-2	ROMEO R. CONFESSOR	64,200	0	64,200	0.00
00-658200-5	GENOVEVA CONFESSOR	128,401	0	128,401	0.00
00-658500-3	AIDA CONG	230,262	0	230,262	0.00
00-658900-4	VICENTE CONLU	5,090,120	0	5,090,120	0.00
00-659300-3	ETHEL V. CONQUILLA	128,401	0	128,401	0.00
00-659500-9	FRANK CONSALVO&/OR JEANNETTE CONSALVO	8,132,126	0	8,132,126	0.00
00-659600-1	GENE R. CONSALVO	980,132	0	980,132	0.00
00-660400-8	JOSE M. CONSING	642,009	0	642,009	0.00
00-660700-6	LOURDES CONSING	266,862	0	266,862	0.00
00-660900-1	FILEMON CONSOLACION JR.	214,002	0	214,002	0.00
00-661200-8	ISIDRA A. CONSTANTINO	428,006	0	428,006	0.00
00-661400-3	LUZ A. CONSTANTINO	42,800	0	42,800	0.00
00-662000-8	PILAR CONSUELO	215,026	0	215,026	0.00
00-661600-9	ANGELINA CONSUNJI	470,806	0	470,806	0.00
00-661800-4	CARMEN LOPEZ CONSUNJI	107,001	0	107,001	0.00
00-662200-3	TOMAS L. CONSUNJI	200,000	0	200,000	0.00
03-732874-7	LUCIEN CONTESSE-HAYTER	1,000,000	0	1,000,000	0.00
00-662400-9	ERMELINDA VELASCO CONTRERAS	353,076	0	353,076	0.00
00-662500-1	FLORENCIO CONTRERAS	784,322	274,993	1,059,315	0.00
00-662700-7	VICENTE CONTRERAS	54,239	0	54,239	0.00
00-663400-4	BRYAN W. COOKAND KATHERINE	428,006	0	428,006	0.00
03-312924-9	ARTHUR E. COOPER, JR.	53,496	0	53,496	0.00
03-292922-8	ATTY. ANTONIO C. COPE	128,405	0	128,405	0.00
00-664200-4	DEMETRIO D. COPUYOC	713,020	249,993	963,013	0.00
00-664300-7	JAIME COQUINCO	428,006	0	428,006	0.00
00-664600-5	CELEDONIA CORBILLON	85,597	0	85,597	0.00
00-665700-3	ROSALINDA D. CORDERO	64,200	0	64,200	0.00
00-665800-6	SOTERO CORDERO	428,006	0	428,006	0.00
03-363124-7	JOAQUIN CORDOBA, JR.	141,869	0	141,869	0.00
00-666300-8	DEMOSTHENES S. CORDOVA	54,239	0	54,239	0.00
00-666200-5	DOMINADOR CORDOVA	321,004	0	321,004	0.00
00-666500-3	JOSEFINA M. CORDOVA	192,602	0	192,602	0.00
00-666700-9	RAMON CORDOVA&/OR ROSALI CORDOVA	1,797	0	1,797	0.00
00-666600-6	RAMON M. CORDOVA&/OR ROSALINA CORDOVA	2,186	0	2,186	0.00
00-667600-1	BENITO A. CORNEJO	136,960	0	136,960	0.00
00-667700-4	ELVIRA B. CORNEJO	515,061	0	515,061	0.00
00-667800-7	MINERVA CORNEJO	856,013	0	856,013	0.00
00-668300-9	PETER EWART CORNISH	710,112	0	710,112	0.00
03-308224-1	BENJAMIN CORONEL	128,402	0	128,402	0.00
00-668600-7	CARLO A CORONEL	54,200	10,000	64,200	0.00
00-668900-5	DOROTEA S CORONEL	221,004	100,000	321,004	0.00
00-669000-6	EDUARDO CORONEL	590,651	0	590,651	0.00
00-669200-1	JOHN JOSEPH S CORONEL	90,794	10,000	100,794	0.00
00-669300-4	LEONILLO CORONEL	0	250,000	250,000	0.00
00-669400-7	REYNALDO V. CORONEL	64,200	0	64,200	0.00
00-670300-6	ANGELITO V. CORPUS&/OR LOURDES V. CORPUS	85,601	0	85,601	0.00
00-670000-8	ARNOLD S. CORPUS	85,601	0	85,601	0.00
00-671300-1	BENEDICTO CORPUS	42,800	0	42,800	0.00
00-670400-9	BOBBY E. CORPUS&/OR ERLINDA O. CORPUS	192,607	0	192,607	0.00
00-671400-4	CLARA O. CORPUS	1,048,290	0	1,048,290	0.00
00-671800-5	ELISA E. CORPUS	577,823	0	577,823	0.00
00-672000-9	ENRIQUE J. CORPUS	856,013	0	856,013	0.00
00-673100-7	MARIA CRISTINA O. CORPUS	201,588	0	201,588	0.00
00-672900-3	MARIE RITA CORPUS	21,400	0	21,400	0.00
00-673500-8	PURIFICACION R CORPUS	91,443	0	91,443	0.00
00-670600-4	BENITO E CORPUS JR.&/OR ERNA CORPUS	320,998	0	320,998	0.00
00-670200-3	AURORA B. CORPUZ	513,605	0	513,605	0.00
00-672100-1	ESPERANZA L. CORPUZ	321,004	0	321,004	0.00
00-672200-4	FELICIDAD C. CORPUZ	64,200	0	64,200	0.00
00-672300-7	ISABEL CRUZ CORPUZ	85,601	0	85,601	0.00
00-674100-2	TERESITA CORRAL	96,300	0	96,300	0.00
03-511139-2	DOMINADOR F. CORRALES	2,284,052	0	2,284,052	0.00
00-674300-8	RAUL CORREA	32,097	0	32,097	0.00
00-674500-3	SEBASTIAN CORRO	656,013	200,000	856,013	0.00
03-514139-9	ALICIA K. CORTES	128,405	0	128,405	0.00
03-768474-1	EDUARDO J. CORTES	713,344	0	713,344	0.00
00-675000-5	JOSE MA. CORTES	3,023,829	0	3,023,829	0.00
03-263919-1	JOSEFINA R. CORTES	56,810	0	56,810	0.00
00-674700-9	CECILIO I. CORTEZ	150,228	0	150,228	0.00
00-674900-4	CHRISTIANNE S. CORTEZ	85,601	0	85,601	0.00

00-674800-1	CONCEPCION CORTEZ	256,810	0	256,810	0.00
00-675100-8	JUANITO G. CORTEZ	453,976	50,000	503,976	0.00
00-676100-3	ROBERTO C. CORTEZ	709,333	0	709,333	0.00
00-676200-6	TORIBIA A. CORTEZ	192,601	0	192,601	0.00
00-676400-1	CORAZON CORTINAS	54,200	10,000	64,200	0.00
00-676600-7	ESTHER B. COSALAN	39,078	0	39,078	0.00
03-319224-8	GERARDO C. COSCA	256,810	0	256,810	0.00
00-676900-5	JOSE COSCA	80,628	0	80,628	0.00
03-599745-3	LEODEGARIO COSCA	18,067	0	18,067	0.00
00-677000-6	LOUELLA J. COSCA	13,333	0	13,333	0.00
00-677100-9	JOSE L. COSCOLLUELA JR.	42,800	0	42,800	0.00
03-297724-6	GAVINO UY COSIN	770,431	0	770,431	0.00
00-677700-5	NESTOR B. COSIO	428,006	0	428,006	0.00
00-677800-8	ESTHER COSIQUIEN	8,879,015	0	8,879,015	0.00
00-678100-4	ROBERTO C. COSIQUIEN	115,443	0	115,443	0.00
03-533939-7	ISABEL S. COSME	495,106	0	495,106	0.00
03-155303-8	JESSIE COSME	128,405	0	128,405	0.00
00-682700-9	ADELAIDA COSTALES	45,653	0	45,653	0.00
00-682900-4	EMMANUEL COSTALES	32,101	0	32,101	0.00
00-683000-5	FRANKLIN COSTALES	1,343,836	0	1,343,836	0.00
03-294224-6	NELLY T. COSTALES	256,810	0	256,810	0.00
00-682800-1	EGIDIO COSTALES JR.	94,576	0	94,576	0.00
00-683100-8	YOLANDA L. COSTES	85,601	0	85,601	0.00
00-685200-1	GEORGE J. COURY& MRS. BERNICE COURY JTWRs	642,009	0	642,009	0.00
00-685400-7	JAMES COX	1,284,019	0	1,284,019	0.00
03-776874-2	BENEDICTO T. COYIUTO	10,000	0	10,000	0.00
03-758274-5	JAMES G. COYIUTO	1	0	1	0.00
03-472830-7	MIGUEL G. COYIUTO	101,595	0	101,595	0.00
00-685700-5	ROBERT COYIUTO, JR.	565,664,986	0	565,664,986	0.28
03-696973-7	MELODY CU COYUKIAT	128,507	0	128,507	0.00
00-686000-1	MICHAEL A. COZZI	4,280,066	0	4,280,066	0.00
00-688900-7	ANTONIO CRESPO	265,349	0	265,349	0.00
00-689200-3	EMILIE G. CRESPO	390,127	0	390,127	0.00
00-689400-9	JOVENCIA P. CREUS	192,602	0	192,602	0.00
00-689700-7	NATIVIDAD I. CRISANTO	1,926,029	0	1,926,029	0.00
00-689500-1	CARMELO VICTOR A. CRISANTO JR.	32,101	0	32,101	0.00
00-689600-4	JOSE C. CRISANTO JR.	481,505	0	481,505	0.00
00-690200-5	DANILO R CRISOLOGO	1,483,185	0	1,483,185	0.00
00-690900-4	EVELYN J. CRISOLOGO	642,009	0	642,009	0.00
00-691000-5	BLANCA J. CRISOSTOMO	42,800	0	42,800	0.00
00-691600-1	LOURDES CRISOSTOMO	29,068,664	0	29,068,664	0.01
00-691500-9	LYDIA C. CRISOSTOMO	128,401	0	128,401	0.00
00-692500-4	RUBEN CRISOSTOMO	5,204,555	0	5,204,555	0.00
00-693100-9	BLANCHE J CRIST AND CHERYL L.GILMOUR JT/WROS	428,006	0	428,006	0.00
00-693200-1	ANGELINA E. CRISTI	9,999	0	9,999	0.00
00-693300-4	OSCAR M CRISTI	656,013	200,000	856,013	0.00
00-693700-5	GERARDO C. CRISTOBAL	256,803	0	256,803	0.00
00-693800-8	NAOMI C. CROMPTON	428,006	0	428,006	0.00
00-694000-1	OWEN CROMPTON	428,006	0	428,006	0.00
00-694100-4	BARBARA F. CROUCH	642,009	0	642,009	0.00
00-694500-5	ADELIO CRUZ	171,202	0	171,202	0.00
03-347924-9	ALFREDO CRUZ&/OR LEONCIA SANTOS	141,869	0	141,869	0.00
00-695900-1	ANGELITA A. CRUZ	82,403,388	0	82,403,388	0.04
00-695400-8	ANSELMO C. CRUZ	596,209	110,000	706,209	0.00
03-149403-1	ARMANDO CRUZ&/OR ROLANDO CRUZ &/OR G. CRUZ	212,802	0	212,802	0.00
00-695200-2	AURELIO CRUZ	271,004	50,000	321,004	0.00
00-697000-8	BENEDICTO C. CRUZ	12,840	0	12,840	0.00
03-347724-3	BENJAMIN CRUZ&/OR LEONCIA SANTOS	283,740	0	283,740	0.00
00-697300-6	BIENVENIDO E. CRUZ	85,601	0	85,601	0.00
00-698300-1	CARMELITA A. CRUZ	2,019,886	0	2,019,886	0.00
00-698400-4	CATHERINE L. CRUZ	111,279	0	111,279	0.00
03-343724-1	CEZAR CRUZ&/OR CORAZON D. CRUZ	94,568	0	94,568	0.00
03-768874-2	CLARA PATRICIA CALUAG CRUZ	6,500,000	0	6,500,000	0.00
00-698500-7	CONCEPCION R. CRUZ	180,571	108,331	288,902	0.00
00-697600-4	CORAZON CRUZ	107,001	0	107,001	0.00
00-698700-2	CRISTITUTO S. CRUZ	85,601	0	85,601	0.00
00-699000-9	DOMINICA CRUZ&/OR LEONCIA C SANTOS	1,496,854	0	1,496,854	0.00
03-311524-2	DOMINICA C. CRUZ&/OR BIENVENIDO CRUZ	527,084	0	527,084	0.00
00-699200-4	EDDIE CRUZ	128,401	0	128,401	0.00
00-700000-3	EDGARDO CRUZOR MA. LOURDES CRUZ	1,149,225	260,000	1,409,225	0.00
00-700700-2	EDGARDO R. CRUZ	2,449,912	0	2,449,912	0.00
00-700300-1	EDUARDO D. CRUZ	128,401	0	128,401	0.00
00-699100-1	ELMA P. CRUZ	342,404	0	342,404	0.00
00-699900-3	ERLINDA CRUZ	1,926,029	0	1,926,029	0.00
00-700200-9	ERLINDA B. CRUZ	3,210,049	0	3,210,049	0.00
00-701200-4	ESCOLASTICO R. CRUZ	428,006	0	428,006	0.00
00-700900-8	ESMERALDO R CRUZ	1,612,724	0	1,612,724	0.00
00-700400-4	EUFEMIO Q. CRUZ	214,002	0	214,002	0.00
00-699600-5	EVELYN R CRUZ	57,001	0	57,001	0.00

03-535939-8	FELICIANA S. CRUZ	85,601	0	85,601	0.00
03-194908-3	FERNANDO CRUZ	455,394	0	455,394	0.00
00-702400-5	FLORDELIZA G. CRUZ	128,401	0	128,401	0.00
00-702900-9	GENEROSO E. CRUZ	213,033	249,993	463,026	0.00
00-702700-3	GIMENO CRUZ&/OR JUANITA P. CRUZ	128,401	0	128,401	0.00
00-702800-6	GREGORIO CRUZ	963,014	0	963,014	0.00
00-702500-8	GUIDO CRUZ	3,852,059	0	3,852,059	0.00
00-703600-6	HEIDI P. CRUZ	642,009	0	642,009	0.00
00-704500-9	JOSE F. CRUZ	3,709,249	0	3,709,249	0.00
00-705800-2	JOSE RAMON CRUZ	2,011,930	0	2,011,930	0.00
00-704800-7	JOSIE CRUZ	2,407,535	0	2,407,535	0.00
00-708200-2	LAMBERTO M. CRUZ&/OR URSULA M. CRUZ	791,811	0	791,811	0.00
00-707200-7	LENI FLOR CRUZ	29,959	0	29,959	0.00
00-705900-5	LITO CRUZ	171,202	0	171,202	0.00
00-706000-6	LUZON CRUZ&/OR ADELAI DA AYALA CRUZ	5,420,099	1,000,000	6,420,099	0.00
00-709100-5	MANUEL M. CRUZ	428,006	0	428,006	0.00
00-709700-1	MARCELINA P. CRUZ	963,014	0	963,014	0.00
00-708700-6	MARIO M. CRUZ	856,013	0	856,013	0.00
03-658571-7	MARUJA THERESA R. CRUZ	99,987	0	99,987	0.00
00-709400-3	MERLINA CRUZ	85,601	0	85,601	0.00
00-709600-9	MILAGROS CRUZ	214,002	0	214,002	0.00
03-624968-4	NAPOLEON CRUZ&/OR LUISA CRUZ	79,963	0	79,963	0.00
03-583242-1	NAPOLEON D. CRUZ&/OR LUISA CRUZ	35,072	0	35,072	0.00
00-709900-7	NIEVA M. DE LA CRUZ	47,340	0	47,340	0.00
00-710000-4	NORMA M. DELA CRUZ	428,006	0	428,006	0.00
00-711300-8	PAULINA V. CRUZ	42,800	0	42,800	0.00
00-710800-6	PEDRO CRUZ&/OR SOLEDAD J. CRUZ	214,002	0	214,002	0.00
00-711100-2	PEDRO V. CRUZ	42,800	0	42,800	0.00
00-711500-3	PERCIVAL F. CRUZ	119,840	0	119,840	0.00
00-711600-6	PERPETUO G. CRUZ	342,405	0	342,405	0.00
00-712500-9	RAMON A. CRUZ	33,332	0	33,332	0.00
00-712800-7	REGINA R. CRUZ	164,002	50,000	214,002	0.00
00-713900-5	RICARDO C. CRUZ&/OR LILIA RC LACADE	95,013	0	95,013	0.00
00-714100-9	RICARDO I. CRUZ&/OR LILIAN I. CRUZ	256,803	0	256,803	0.00
00-713400-1	RODOLFO CRUZ&/OR L ZAPICO	328,006	100,000	428,006	0.00
00-714000-6	ROLANDO E. DE LA CRUZ	0	50,000	50,000	0.00
00-713600-7	ROLANDO SANTOS CRUZ	86,899	0	86,899	0.00
00-712400-6	ROMEO CRUZ	64,200	0	64,200	0.00
03-347824-6	ROMEO C. CRUZ	136,964	0	136,964	0.00
00-715100-4	ROSAMILA C. DELA CRUZ	160,501	0	160,501	0.00
00-713800-2	ROSARIO B. CRUZ	428,006	0	428,006	0.00
00-711900-4	ROSE D. CRUZ	3,852,059	0	3,852,059	0.00
03-684771-3	ROSENDO CRUZ	321,013	0	321,013	0.00
00-713100-3	ROSITA S. CRUZ	16,788	0	16,788	0.00
03-494330-6	RUBEN C. CRUZ	100,732	0	100,732	0.00
03-595245-8	RUTH MINERVA G. CRUZ	10,112	0	10,112	0.00
03-749174-7	TARAMIL C. CRUZ	34,241	0	34,241	0.00
00-716400-8	TEOFILO C. CRUZ	1,284,019	0	1,284,019	0.00
00-716200-2	TERESA C. DELA CRUZ	899,962	0	899,962	0.00
03-749074-4	TERESA WILMA C. CRUZ	136,964	0	136,964	0.00
00-716600-3	TERESITA CRUZ	642,009	0	642,009	0.00
03-749374-2	TREVOR C. CRUZ	34,241	0	34,241	0.00
00-717200-8	VALENTIN R. CRUZ	1,118,336	140,000	1,258,336	0.00
03-203408-8	VELIA J. CRUZ	33,330	0	33,330	0.00
00-717000-2	VICENTE I. CRUZ	820,015	250,000	1,070,015	0.00
00-716900-1	VILMA L. CRUZ&/OR ELIZARDO T. LAO	42,800	0	42,800	0.00
00-717100-5	VIRGILIO DELA CRUZ	26,134	0	26,134	0.00
00-717500-6	ZENAIDA A. CRUZ	599,209	0	599,209	0.00
00-700800-5	ERIBERTO E. CRUZ III	42,800	0	42,800	0.00
00-715800-3	SUSANA G. CRUZ ITFRUTH MINERVA CRUZ	1,999,937	500,000	2,499,937	0.00
00-701900-3	FELICIANO A. CRUZ JR.	128,401	0	128,401	0.00
00-703900-4	JOSE CRUZ JR.	215,025	0	215,025	0.00
00-715200-7	REYNALDO L. CRUZ JR.	42,800	0	42,800	0.00
00-715900-6	SILVINO CRUZ JR.	54,239	0	54,239	0.00
00-716300-5	TEODORO B CRUZ JR.	107,001	0	107,001	0.00
03-294524-4	BASILIO CRUZ, JR.	44,595	0	44,595	0.00
03-160903-8	DELFIN MA. V. CRUZ, JR.	642,026	0	642,026	0.00
00-717700-1	ROSARIO C. CRUZO	542,009	100,000	642,009	0.00
00-718000-8	LUISA O. CU	100,000	0	100,000	0.00
03-169703-1	THOMAS L. CU	3,209,565	0	3,209,565	0.00
00-738200-5	ROSARIO CU UNJIENG	755,962	0	755,962	0.00
03-503639-6	DR. BENITO CU-UNJIENG	3,659,548	0	3,659,548	0.00
00-719100-6	ANASTACIA B. CUA	1,084,019	200,000	1,284,019	0.00
03-229913-1	ARACELI CUA	839,899	0	839,899	0.00
03-457830-2	BENITO S. CUA	1,333,320	0	1,333,320	0.00
03-470730-3	ELIZABETH CUA	136,964	0	136,964	0.00
03-650771-9	EPIFANIO CUA	403,192	0	403,192	0.00
03-648171-5	EPIFANIO CUA	26,879	0	26,879	0.00
00-719200-9	GLORIA CUA	127,817	249,993	377,810	0.00

00-719900-8	JENNIFER CUA	3,210,049	0	3,210,049	0.00
00-720400-6	LIBERTAD S. CUA	193,912	0	193,912	0.00
00-720000-5	LORY CUA	375,654	0	375,654	0.00
00-720600-1	MARGARET CUA	35,506	125,000	160,506	0.00
00-722000-6	SIN KOC CUA	856,013	0	856,013	0.00
03-500930-4	YAN NUAN CUA	3,500,000	0	3,500,000	0.00
00-724700-6	JOSE R. CUACHONAND/OR ELENA O. CUACHON	835,237	0	835,237	0.00
00-723800-3	LLOYDS VALIANT CUALOPING	97,742	0	97,742	0.00
00-724600-3	MARCELINO CUAN	1,626,059	0	1,626,059	0.00
00-725200-8	CHARLES C CUASO	3,533,809	0	3,533,809	0.00
00-725400-3	HUGO CUASON	684,809	0	684,809	0.00
00-725500-6	ERLINDA CUATICO	5,021,939	0	5,021,939	0.00
00-725900-7	LOURDES Y. CUATICO	3,378,392	0	3,378,392	0.00
00-726200-3	WILLIAM CUATICO	1,605,023	0	1,605,023	0.00
00-727100-6	JOSE L. CUAYCONG	749,981	0	749,981	0.00
00-727200-9	JOSE L. CUAYCONG JR.	749,981	0	749,981	0.00
03-437229-1	CYNTHIA CUAYO-JUICO	2,869,392	0	2,869,392	0.00
00-728100-1	EUGENIA B. CUBIL	278,203	0	278,203	0.00
00-728600-5	SUSHILA CUDAIHL	214,002	0	214,002	0.00
00-729000-4	MANUEL CUDIAMAT	428,006	0	428,006	0.00
00-729400-5	LUIS V. MEDINA CUE	214,002	0	214,002	0.00
03-200508-4	OPHELIA S. CUE ITFANGEL KYLE MICHAEL CUE CONCEPCION	1,444,558	0	1,444,558	0.00
03-200608-7	OPHELIA S. CUE ITFANGELINE ODELIA CUE CONCEPCION	1,444,558	0	1,444,558	0.00
00-730100-9	JOSE G. CUENCA	178,068	0	178,068	0.00
00-730300-4	LILIA G. CUENCABY: JOSE G. CUENCA, JR.	2,604,546	0	2,604,546	0.00
00-729900-9	FERNANDO CUENCA JR.	321,004	0	321,004	0.00
00-730000-6	JOSE G CUENCA, JR	287,854	0	287,854	0.00
03-576642-8	JOSE G. CUENCA, JR.	272,688	0	272,688	0.00
00-730200-1	JESUS C. CUENCO	42,800	0	42,800	0.00
00-731500-5	EDNA CUEVAS&/OR ERMELINDA B. CUEVAS	481,505	0	481,505	0.00
00-731800-3	BEN CUEVO	21,400	0	21,400	0.00
00-731900-6	GERARDO CUI	214,002	0	214,002	0.00
00-732200-2	JOSE E. CUISIA SR.	656,013	200,000	856,013	0.00
00-732700-6	JOSE VICENTE CUIZON	856,013	0	856,013	0.00
00-732900-1	LUISITO A CUIZON	2,140,031	0	2,140,031	0.00
00-733600-9	JOHN CULL	642,009	0	642,009	0.00
03-612445-1	ELIZABETH CULLADO	312,280	0	312,280	0.00
03-584544-1	ELIZABETH V. CULLADO	34,242	0	34,242	0.00
03-588144-2	ELIZABETH V. CULLADO	513,621	0	513,621	0.00
00-733800-4	ANTONIO G. CUMAGUN	1,027,213	0	1,027,213	0.00
00-733900-7	ESTER M. CUMAGUN	2,739,227	0	2,739,227	0.00
00-734200-3	CONSUELO J. CUNA	2,568,035	0	2,568,035	0.00
00-734300-6	ALVIN B. CUNADA	625,644	0	625,644	0.00
00-735100-6	RODOLFO CUNANAN&/OR BERTHA G. CUNANAN	2,852,084	999,975	3,852,059	0.00
00-735200-9	ANTONIA C. CUNETA	537,574	0	537,574	0.00
03-398129-8	JOHN RONALD LOVEYS CUNNINGHAM	642,026	0	642,026	0.00
00-735500-7	ARTHUR CURRAN	599,209	0	599,209	0.00
00-735700-2	FLORENTINA C. CORSO	271,004	50,000	321,004	0.00
00-736000-9	HELEN CUSTODIO	200,000	0	200,000	0.00
00-736200-4	LEONARDO CUSTODIO	641,993	0	641,993	0.00
00-736300-7	MATIAS CUSTODIO	142,022	0	142,022	0.00
00-736900-3	JOSE V. CUTARAN	141,865	0	141,865	0.00
00-737000-4	LOUIS CARLINE CUTBILL	85,601	0	85,601	0.00
00-739000-5	JOSE CUYEGKENG	2,140,033	0	2,140,033	0.00
00-739300-3	VERONICA CUYOS	35,642	0	35,642	0.00
00-739800-7	VICENTE J. CUYUGAN	160,501	0	160,501	0.00
02-433000-4	ELENA DA ROZA&/OR MA. CRISTINA DA ROZA	299,601	0	299,601	0.00
00-740200-2	NATIVIDAD Y. DABU	642,009	0	642,009	0.00
00-740400-8	EMILIA D. DACALOS	1,258,678	0	1,258,678	0.00
00-740600-3	LYDIA DACALOSOR EMILIA D	599,209	0	599,209	0.00
00-740800-9	CEFERINO DACANAY	142,603	49,998	192,601	0.00
00-740900-1	JULIETA A DACANAY	591,985	157,211	749,196	0.00
03-207409-8	MA. LEA G. DACANAY&/OR LAURA G. DACANAY	10,576	0	10,576	0.00
03-168703-6	MA. LUZ G. DACANAY	322,549	0	322,549	0.00
00-741900-7	MARIA LEA G. DACANAY	319,835	0	319,835	0.00
03-207809-9	MA. ELOISA G. DACANAY DIAZ&/OR LAURA G. DACANAY	1,075,177	0	1,075,177	0.00
00-742200-3	ERNESTO Y. DACAY	52,884	0	52,884	0.00
00-742300-6	HENRY UY DACAY	63,461	0	63,461	0.00
00-742400-9	MARY UY DACAY	634,615	0	634,615	0.00
00-742500-1	RAMON U. DACAY	450,000	0	450,000	0.00
00-742900-2	MELBA B. DACAYANAN	342,404	0	342,404	0.00
00-743400-4	LOURDES DACLIS	10,014	0	10,014	0.00
00-743700-2	MAVILINA DUMLAO DACUAN	112,539	0	112,539	0.00
00-743800-5	ARNULFO DACULLO	171,202	0	171,202	0.00
00-744000-9	LYDIA U. DACUMOS	1,605,023	0	1,605,023	0.00
00-744100-1	SMITH L. DADDY	256,803	0	256,803	0.00
00-744200-4	GRACIA ALANDY DADIA	128,401	0	128,401	0.00
00-744300-7	RODOLFO R. DADIA	81,300	15,000	96,300	0.00
00-744500-2	ERMELO A. DADIOS	85,601	0	85,601	0.00

00-744600-5	LOURDES J. DADIVAS	378,726	0	378,726	0.00
00-744700-8	DANIEL A. DAEZ	712,967	249,975	962,942	0.00
00-744900-3	HILARION S. DAEZ	4,280,066	0	4,280,066	0.00
00-745000-4	RONNIE DAEZ	3,280,066	1,000,000	4,280,066	0.00
00-643600-8	CO DAG	256,803	0	256,803	0.00
03-316824-8	FRANCISCA DAHLEN	513,620	0	513,620	0.00
00-745700-3	VALENTE C. DAIGDIGAN	42,800	0	42,800	0.00
00-745800-6	FEDERICO D. DAIWEY	107,512	0	107,512	0.00
00-746100-2	ALFREDO V. DALANGIN	256,803	0	256,803	0.00
03-410229-1	APOLONIA A. DALEON	2,354,084	0	2,354,084	0.00
00-746700-9	MANUEL A. DALIPE	1,712,026	0	1,712,026	0.00
00-746900-4	DESIDERIO DALISAY	256,803	0	256,803	0.00
00-747300-3	MAX T. DALUPAN	6,502,776	0	6,502,776	0.00
00-747400-6	MAXIMIANO J. DALUPANG	355,752	0	355,752	0.00
00-747600-1	BIBIANA DALUSONG	385,205	0	385,205	0.00
00-747500-9	AMANDO C. DALUSONG JR.	642,009	0	642,009	0.00
00-747700-4	MYRA M. DALUSUNG	2,200,000	0	2,200,000	0.00
00-748300-9	NUNILON A. DAMASO	16,176	0	16,176	0.00
00-748500-4	GUILLEMO R. DAMIAN	599,985	0	599,985	0.00
03-750374-4	JUDITH ABRIOL DAMIAN	17,655	0	17,655	0.00
00-749100-9	HILARIO R. DANIEL	128,401	0	128,401	0.00
00-749200-1	CARL J. DANIELS &MRS. JOANNE DANIELS JTWRs	171,202	0	171,202	0.00
00-749400-7	ADELAI DO DANLAG&/OR CLAUDETTE M. DANLAG	42,800	0	42,800	0.00
00-782100-4	BARTOLOME DAOAS	69,334	0	69,334	0.00
00-782500-5	LOUISA DAOEY	385,205	0	385,205	0.00
00-782600-8	ANTHEA G. DAOS	86,040	0	86,040	0.00
00-783300-5	PABLO N. DAQUILA	428,006	0	428,006	0.00
00-783000-7	LILIAN DAQUIZ	37,626	0	37,626	0.00
00-783900-1	JAIME L. DARANTINAO	42,800	0	42,800	0.00
00-784100-5	AUGUSTO DARIO	28,955	0	28,955	0.00
00-784000-2	AUGUSTO DARIO&/OR JOY S. DARIO	752,602	0	752,602	0.00
00-784400-3	DENNIS J. DARIO	32,098	0	32,098	0.00
00-784600-9	RUBEN J. DARIO	856,013	0	856,013	0.00
00-784500-6	IDA V. DARIO ITFMARIO CONSING JR.	353,104	0	353,104	0.00
00-784800-4	MAYER SALMAN DARWISH	636,359	0	636,359	0.00
03-393529-1	ROUBAIN CHAOUL DARWISH	428,006	0	428,006	0.00
00-784900-7	ARJAN DARYANANI	72,377	254,803	327,180	0.00
00-785500-1	SUREN G. DASWANI	12,840	0	12,840	0.00
03-137103-1	ROSALINA R. DATILES	192,607	0	192,607	0.00
00-785900-2	SIMPLICIO DATINCUNOO	128,401	0	128,401	0.00
00-786200-9	TERESITA S. DATU	1,284,019	0	1,284,019	0.00
00-786400-4	MAGDALENA G. DAUGARD	85,601	0	85,601	0.00
00-786500-7	PEDRO DAUPAN	45,653	0	45,653	0.00
00-786700-2	OCTAVIUS DAUZ	199,980	0	199,980	0.00
00-787000-9	ANNE Y. DAVENPORT	189,363	0	189,363	0.00
00-786900-8	ANNE Y. DAVENPORT CUST ANNA AUSTIN LACY AND THE SC UNIF	428,006	0	428,006	0.00
00-787100-1	ANNE Y. DAVENPORT CUST FORCHARLES HENRY DAVENPORT	94,681	0	94,681	0.00
00-787200-4	ANNE Y. DAVENPORT CUST FORNATHAN LACY UND THE S C UNIF	428,006	0	428,006	0.00
00-787300-7	ANTONIO H. DAVID	214,002	0	214,002	0.00
00-787700-8	BONIFACIO G. DAVID	1,926,029	0	1,926,029	0.00
00-788700-3	EDUARDO O. DAVID&/OR ROSARIO A. DAVID	28,404	0	28,404	0.00
00-788000-4	EFREN L DAVID	228,267	0	228,267	0.00
00-789100-2	FEDERICO M. DAVID	428,006	0	428,006	0.00
00-789200-5	FERNANDO S. DAVID	33,332	0	33,332	0.00
00-790100-4	MARIA ANTONINA S. DAVID	856,013	0	856,013	0.00
00-790200-7	MARIO ANTONIO S. DAVID	856,013	0	856,013	0.00
00-790400-2	PABLO M. DAVID	1,027,213	0	1,027,213	0.00
00-790900-6	ROMEO G. DAVID	102,718	0	102,718	0.00
03-400729-4	ROYALITA DAVID	580,087	0	580,087	0.00
00-791300-5	TERESITO S. DAVID	1,007,954	0	1,007,954	0.00
00-791200-2	TERESITO S. DAVID&/OR MA. LOURDES F. DAVID	1,310,365	0	1,310,365	0.00
00-791400-8	VICENTA S. DAVID	577,807	0	577,807	0.00
00-791000-7	REY ANTHONY DAVID JR.	1,128,905	0	1,128,905	0.00
00-787600-5	BENJAMIN G. DAVID SR.	642,009	0	642,009	0.00
00-791700-6	MARION DAVIES	214,002	0	214,002	0.00
00-798100-8	CESAR DAVILA JR.	85,601	0	85,601	0.00
03-745174-5	JESSIRINA GICOS DAVIS	500,000	0	500,000	0.00
03-138403-5	JOENIVAL H. DAVOCOL	302,392	0	302,392	0.00
03-273319-6	MICHAEL DAWEY&/OR MARY DAWEY	142,026	0	142,026	0.00
00-798700-4	ADORACION DAWIS	85,601	0	85,601	0.00
00-798600-1	ANTONIO DAWIS	428,006	0	428,006	0.00
00-798800-7	FR. RALPHY DAWIS	9,049	0	9,049	0.00
00-799200-6	CALVERT N. DAYA	79,879	10,000	89,879	0.00
00-799600-7	NORMEO DAYAN	60,000	0	60,000	0.00
00-800400-6	RODOLFO DAYAO	11,834	0	11,834	0.00
00-801400-1	ROGELIO L. DAYRIT	1,926,029	0	1,926,029	0.00
00-801800-2	AGUEDA B. DAZ	299,200	0	299,200	0.00
00-802200-1	ALFREDO E. DE	62,125	10,000	72,125	0.00
00-186200-8	ADOR P. DE ASIS	128,401	0	128,401	0.00

00-186500-6	CESAR DE ASIS	670,410	100,000	770,410	0.00
00-186600-9	HELEN DE ASIS	7,383,114	0	7,383,114	0.00
00-186800-4	MANUEL S. DE ASIS	247,047	0	247,047	0.00
00-186900-7	NENA T. DE ASIS	33,332	0	33,332	0.00
00-187000-8	PEDRO DE ASIS	428,006	0	428,006	0.00
00-187300-6	TERESITA T. DE ASIS	642,009	0	642,009	0.00
00-205400-2	BEATRIZ SUSANA ZOBEL DE AYALA	65,644	0	65,644	0.00
00-463600-6	CONSUELO T. DE CASAS	6,420	0	6,420	0.00
03-203808-9	ANA MARIA QUIMSON DE CASTRO	7,132	0	7,132	0.00
00-478300-6	AURORA C. DE CASTRO	14,281	0	14,281	0.00
03-363424-5	DOMINADOR DE CASTRO	136,964	0	136,964	0.00
00-802800-8	JESUS I DE CASTRO	642,009	0	642,009	0.00
00-481800-2	JOSE G. DE CASTRO	31,359	0	31,359	0.00
00-482100-9	JOSE G. DE CASTRO	9,963,329	0	9,963,329	0.00
00-483200-7	LEONARDO C. DE CASTRO	45,653	0	45,653	0.00
00-483100-4	LEONITA C. DE CASTRO	128,401	0	128,401	0.00
03-695571-4	LUZMINDA Y. DE CASTRO	200,530	0	200,530	0.00
00-483500-5	LUZVIMINDA DE CASTRO	26,878	124,996	151,874	0.00
00-483800-3	LUZVIMINDA M. DE CASTROAND/OR VIVIAN RUTH M. DE CASTRO	170,578	0	170,578	0.00
03-178805-6	SALUD D. DE CASTRO	910,742	0	910,742	0.00
00-485500-6	VICTORIA CARREON DE CASTRO	192,602	0	192,602	0.00
00-674600-6	AMPARO JOVEN DE CORTES	1,426,689	0	1,426,689	0.00
00-840600-5	BELEN YAP DE DIOS	428,006	0	428,006	0.00
00-804300-5	JESUS Y. DE DIOS&/OR MARIDEL L. DE DIOS	963,039	0	963,039	0.00
03-792374-9	JOSE VICTOR EMMANUEL A. DE DIOS	1	0	1	0.00
01-239100-2	PABLO CRUZ DE GUIA	191,742	0	191,742	0.00
01-254300-2	AIDA S. DE GUZMAN	354,666	0	354,666	0.00
00-810600-2	FRANCISCO G. DE GUZMAN	200,000	0	200,000	0.00
01-257800-2	ISIDORO M. DE GUZMAN	2,317,014	0	2,317,014	0.00
03-384427-7	JOVITA DE GUZMAN&/OR SAMUEL DE GUZMAN	256,810	0	256,810	0.00
03-422929-2	PANCHO L. DE GUZMAN	128,405	0	128,405	0.00
01-261200-4	SALVADOR P. DE GUZMAN, JR.	591,986	157,211	749,197	0.00
03-496930-3	AUGUSTO THEODORE DE JESUS	2,150,356	0	2,150,356	0.00
01-465900-9	BIENVENIDO C. DE JESUS	321,004	0	321,004	0.00
03-473330-9	CARMELITA DE JESUS&/OR RAMON DE JESUS	284,052	0	284,052	0.00
01-466200-5	CELIA V. DE JESUS	24,740	0	24,740	0.00
01-466600-6	CLARITO DE JESUS	2,449	0	2,449	0.00
01-466800-1	CLODUALDO C. DE JESUS	2,739,309	0	2,739,309	0.00
01-467000-5	CLODUALDO O. DE JESUS	1,369,654	0	1,369,654	0.00
01-467400-6	DULCISIMA DE JESUS&/OR DOMINADOR DE JESUS	1,426,042	499,987	1,926,029	0.00
01-468300-9	EDUARDO D. DE JESUS&/OR CORAZON A. DE JESUS	64,200	0	64,200	0.00
01-468600-7	IMPERIAL DE JESUS	800,000	0	800,000	0.00
03-497330-2	JOSE MA. AUGUSTO S. DE JESUS	2,150,356	0	2,150,356	0.00
03-497130-7	LEA DE JESUS	2,150,356	0	2,150,356	0.00
01-469200-1	LORENZO DE JESUS	428,006	0	428,006	0.00
01-469100-9	LOURDES DE JESUS	128,401	0	128,401	0.00
01-469600-2	PACITA DE JESUS	128,401	0	128,401	0.00
01-469800-8	REGINA DE JESUS	96,300	0	96,300	0.00
01-470000-8	REGINA DE JESUS	3,852,059	0	3,852,059	0.00
03-411929-6	REYNALDO ONG DE JESUS	6,338,548	0	6,338,548	0.00
01-470200-3	RICARDO DE JESUS	856,013	0	856,013	0.00
01-469700-5	RUTH L. DE JESUS	835,237	0	835,237	0.00
00-811500-5	FELIPE H DE LA CRUZ	13,979,327	0	13,979,327	0.01
00-705500-4	JUANITO N. DE LA CRUZ	10,865,069	0	10,865,069	0.01
03-497030-4	MA. LOLITA DE LA CRUZ	2,150,356	0	2,150,356	0.00
03-664771-1	MERLE F. DE LA CRUZ	20,033	0	20,033	0.00
03-591645-7	HORTENSIA S. DE LA FUENTE	6,995	0	6,995	0.00
02-157000-2	ADRIANO DE LA PAZ	1,465,491	0	1,465,491	0.00
02-158700-7	LILIA R. DE LA PAZ	626,067	0	626,067	0.00
02-159800-5	VICENTE DE LA PAZ&/OR LINDA DE LA PAZ	999,975	0	999,975	0.00
02-171600-8	SIMEONA P. DE LA PENA	19,258	0	19,258	0.00
03-551939-8	HERBERTO DE LA RAMA	10,000	0	10,000	0.00
02-284600-7	OLIMPIO DE LA RAMA	428,006	0	428,006	0.00
02-378500-7	RAFAEL DE LA RIVA	42,800	0	42,800	0.00
02-392100-5	MARIA M. DE LA ROCA	214,002	0	214,002	0.00
02-413800-4	ESTELITA WI DE LA ROSA	136,957	0	136,957	0.00
02-414600-4	RICARDO DE LA ROSAITF MARK DE LA ROSA	334,091	0	334,091	0.00
02-414200-3	JOSE S. DE LA ROSA JR.	216,803	40,000	256,803	0.00
02-951900-9	EDGARDO DE LA VEGA	64,193	0	64,193	0.00
02-952300-8	SIMPLICIO P. DE LA VEGA	85,597	0	85,597	0.00
03-145703-8	FRANCISCA DE LANGE	179,767	0	179,767	0.00
01-564300-9	DOMINGO E. DE LARA	1,070,015	0	1,070,015	0.00
01-565000-6	ORLANDO K. DE LARA	755,962	0	755,962	0.00
03-341924-6	SALUD DE LARRAZABAL	3,836,040	0	3,836,040	0.00
03-260419-1	ALFREDO DE LAS ALAS	427,613	0	427,613	0.00
03-261019-6	CARLOS DE LAS ALAS	427,611	0	427,611	0.00
03-260919-5	CORNELIO DE LAS ALAS	427,611	0	427,611	0.00
03-259919-3	ANTONIO DE LAS ALAS, JR.	367,362	0	367,362	0.00
03-260319-9	TERESITA DE LAS ALAS-FERNANDO	272,365	0	272,365	0.00

03-260519-4	REMEDIOS DE LAS ALAS-KENDALL	427,613	0	427,613	0.00
03-259719-8	LOURDES DE LAS ALAS-PADILLA,	427,613	0	427,613	0.00
03-260119-3	ADELINA DE LAS ALAS-VILLEGAS	272,365	0	272,365	0.00
01-604600-3	AUGUSTO DE LEON	171,202	0	171,202	0.00
03-140003-1	BEATRIZ PRIETO DE LEON	5,568,417	0	5,568,417	0.00
03-271819-9	CARMEN R. DE LEON	136,964	0	136,964	0.00
01-605700-1	DANNY C. DE LEON	96,300	0	96,300	0.00
01-606000-8	ELENITA DE LEON	48,479	0	48,479	0.00
01-605800-4	ELSIE L. DE LEON	201,259	200,000	401,259	0.00
01-606200-3	ENCARNACION DE LEON	1,135,842	0	1,135,842	0.00
03-455630-6	ESTRELLA DE LEON	80,864	0	80,864	0.00
01-605900-7	EUGENIA DE LEON	94,160	0	94,160	0.00
01-606500-1	FORTUNATO DE LEON	642,009	0	642,009	0.00
01-606600-4	FRANCISCO G. DE LEON	64,200	0	64,200	0.00
01-607000-3	GEORGINA DE LEON	4,278	0	4,278	0.00
01-607700-2	JOY AGNES DE LEON	4,278	0	4,278	0.00
01-607500-7	JULITA P. DE LEON	92,304	0	92,304	0.00
01-607800-5	LEA PEREZ DE LEON	42,800	0	42,800	0.00
01-608200-4	LEONIDES O. DE LEON	813,014	150,000	963,014	0.00
03-764074-9	LYDIA MARIA E. DE LEON	1,554,368	0	1,554,368	0.00
01-610000-6	MA. LOURDES DE LEON	907,156	0	907,156	0.00
01-610100-9	MA. LOURDES DE LEON	342,405	0	342,405	0.00
01-608900-3	MANUEL O. DE LEON	342,405	0	342,405	0.00
01-609300-2	MARCELO DE LEON	85,597	0	85,597	0.00
01-609100-7	MARINA S. DE LEON	428,006	0	428,006	0.00
01-608300-7	MARY DE LEON	501,004	0	501,004	0.00
01-608700-8	MIGUEL DE LEON	42,800	0	42,800	0.00
01-609900-9	MYRIANNE DE LEON	12,840	0	12,840	0.00
01-609700-3	MYRIANNE DE LEON&/OR LOURDES SOLATORIO	340,862	0	340,862	0.00
01-610300-4	NESTOR DE LEON	645,087	0	645,087	0.00
01-610600-2	PAZ DE LEON	856,013	0	856,013	0.00
01-611000-1	RANULFO DE LEON&/OR LAURENA G. DE LEON	2,018,063	0	2,018,063	0.00
01-610700-5	RAQUEL G. DE LEON	3,077,528	0	3,077,528	0.00
03-641871-6	RICARDO F. DE LEON	1,027,215	0	1,027,215	0.00
03-494430-9	RICARDO F. DE LEON&/OR MA. TERESITA C. DE LEON	32,020	0	32,020	0.00
01-611600-8	SOCORRO DE LEON	8,559	0	8,559	0.00
01-612000-7	VENICIO DE LEON	128,405	0	128,405	0.00
03-173403-1	VICTOR N. DE LEON	616,315	0	616,315	0.00
00-812700-6	VIRGINIA L. DE LEON	3,635,770	0	3,635,770	0.00
03-742874-8	YVETTE L. DE LEON	1,828,523	0	1,828,523	0.00
01-712100-1	ROSARIO R. DE LLAMAS	428,006	0	428,006	0.00
01-603900-6	GERARDO DE LOMOSA	7	0	7	0.00
00-127600-9	AMANCIO DE LOS ANGELES	135,811	0	135,811	0.00
00-127800-4	AUGUSTOS DE LOS ANGELES	481,505	0	481,505	0.00
03-390229-7	NESTOR U. DE LOS ANGELES	430,070	0	430,070	0.00
03-395629-5	NESTOR U. DE LOS ANGELES&/OR ERLINDA DE LOS ANGELES	430,069	0	430,069	0.00
02-350200-3	CIPRIANO DE LOS REYES	428,006	0	428,006	0.00
02-352500-2	EDWARD S. DE LOS REYES	9,474,769	0	9,474,769	0.00
03-217510-4	NILDA F. DE LOS REYES	428,006	0	428,006	0.00
02-492000-4	ANTONIO DE LOS SANTOS	289,251	93,038	382,289	0.00
02-502000-8	GUILLELMO DE LOS SANTOS	642,009	0	642,009	0.00
02-502200-3	HELEN DE LOS SANTOS	85,601	0	85,601	0.00
02-509000-6	NAZARIO DE LOS SANTOS	963,013	0	963,013	0.00
02-511700-2	RICARDO DE LOS SANTOS	428,006	0	428,006	0.00
02-512700-8	ROMUALDO C. DE LOS SANTOS	54,200	10,000	64,200	0.00
01-760700-1	JOSE O. DE LUMEN&/OR GLORIA V. DE LUMEN	184,040	0	184,040	0.00
01-762100-6	JULIO DE LUNA	299,604	0	299,604	0.00
01-767900-5	FERNANDO R. DE LUZURIAGA	4,280,066	0	4,280,066	0.00
01-768000-6	MARY M. DE LUZURIAGA	37,871	0	37,871	0.00
03-383327-9	RAMON DE LYS TORRES&/OR FLEUR DE LYS TORRES	128,405	0	128,405	0.00
01-792400-7	PAMELA DE MAIGRET	85,601	0	85,601	0.00
01-802200-5	TOMAS DE MANACSA	133,965	110,000	243,965	0.00
01-832000-2	KARLO DE MARCAIDA	542,009	100,000	642,009	0.00
01-883000-2	ROSARIO P. DE MENDEZONA	9,886,952	0	9,886,952	0.00
01-918500-9	ERLINDA DE MESA	642,009	0	642,009	0.00
01-918400-6	ESTER CLEMENTE DE MESA	232,972	0	232,972	0.00
01-918600-1	MARCELO V. DE MESA	214,002	0	214,002	0.00
01-918800-7	WENCESLAO DE MESA	1,312,026	400,000	1,712,026	0.00
01-918700-4	WENCESLAO . DE MESA	2,311,220	0	2,311,220	0.00
01-958300-7	EMA A. DE MORENO	250,378	0	250,378	0.00
02-029900-3	LEONARDO B. DE OCAMPO	3,712,184	0	3,712,184	0.00
02-029600-5	LOURDES L. DE OCAMPO	428,006	0	428,006	0.00
02-031400-7	RAMON DE OCAMPO	0	200,000	200,000	0.00
03-141203-2	RAMON DE OCAMPO&/OR MA. CORAZON C. DE OCAMPO	0	749,981	749,981	0.00
03-298124-5	ROBERTO F. DE OCAMPO	481,505	0	481,505	0.00
02-095300-1	ANA DE OTEYZA	428,006	0	428,006	0.00
02-107700-7	LETICIA DE PADUA	328,006	100,000	428,006	0.00
02-154300-4	RAMIRO DE PAULA	21,400	0	21,400	0.00
02-176600-5	PURISIMO DE PERALTA	218,536	166,662	385,198	0.00

02-177500-8	MARIPAZ G. DE PERDICES	548,206	666,650	1,214,856	0.00
02-191400-4	XAVIER DE PEYRONNET	128,401	0	128,401	0.00
02-220300-1	CAROLINA VDA. DE PLATERO	42,800	0	42,800	0.00
02-410800-8	TERESITA ROMERO DE ROMULO	3,316,191	0	3,316,191	0.00
02-458900-8	NOE DE SALES	335,983	0	335,983	0.00
02-474900-8	MERCEDES C. DE SANCHEZ	856,013	0	856,013	0.00
02-667100-5	RAMONA VARGAS DE SY-QUIA	1,070,015	0	1,070,015	0.00
02-683600-9	CELSO PEREZ DE TAGLE	428,006	0	428,006	0.00
02-854000-9	ROSARIO R. DE TUASON	6,992,025	500,000	7,492,025	0.00
03-276419-5	AURORA C. DE VELA	273,930	0	273,930	0.00
02-967200-3	ABRAHAM DE VERA	42,800	0	42,800	0.00
02-967700-7	BENJAMIN S. DE VERA	129,782	0	129,782	0.00
03-413129-5	J. NOEL DE VERA&/OR IRAIDA QUE DE VERA	1,117,557	0	1,117,557	0.00
02-968700-2	LORENZO DE VERA	4,869,509	0	4,869,509	0.00
02-968800-5	LORENZO DE VERA	2,172,999	0	2,172,999	0.00
02-968500-7	LYDIA DE VERA	321,004	0	321,004	0.00
02-969300-7	NANCY DE VERA	64,200	0	64,200	0.00
02-969200-4	NILA C. DE VERA	54,239	0	54,239	0.00
03-132000-7	ROSA R. DE ZUBIRI	255,646	0	255,646	0.00
03-703074-8	HUBERT DEANE	951,999	0	951,999	0.00
00-802400-7	MILAGROS H. DEANG	42,800	0	42,800	0.00
03-374625-5	MA. CELINA DECENA	215,032	0	215,032	0.00
00-803900-6	RONALDO DECENA	11,438	0	11,438	0.00
00-804600-3	PAMELA DEDUQUEOR RENATO LAURON	50,397	0	50,397	0.00
00-804700-6	PAULINE DEDUQUE	604,771	0	604,771	0.00
00-804800-9	ALICE DEE	56,808	0	56,808	0.00
00-804900-1	AMADO DEE	428,006	0	428,006	0.00
00-805000-2	ANNIE DEE	325,205	0	325,205	0.00
00-805100-5	AUREA M. DEE	1,284,019	0	1,284,019	0.00
00-805800-4	DAMIAN DEE	1,022,561	0	1,022,561	0.00
00-805700-1	DAVID D. DEE	42,800	0	42,800	0.00
00-806700-7	ELIZABETH L. DEE	1,605,023	0	1,605,023	0.00
00-807700-2	HELEN Y. DEE	187,564	0	187,564	0.00
00-808200-4	LAUREANO DEE	14,805	0	14,805	0.00
00-808000-9	LETICIA T. DEE	10,301,627	0	10,301,627	0.01
00-808500-2	PETER S DEE	30,105,006	0	30,105,006	0.02
03-576442-2	RICHARD JOSEPH DEE	5,136,208	0	5,136,208	0.00
03-145503-2	ROSARIO DEE	385,215	0	385,215	0.00
03-648971-7	SANDRA DEE	170,431	0	170,431	0.00
00-809100-7	VIOLET DEED	42,800	0	42,800	0.00
00-809300-2	ANDREW DEEN	42,800	0	42,800	0.00
00-809400-5	CONCEPCION DEEN	85,601	0	85,601	0.00
00-809500-8	MARILEN V. DEEN	214,002	0	214,002	0.00
03-321324-8	JEROME E. DEGAGNE, JR.&/OR MARITZA DELIA DEGAGNE	256,810	0	256,810	0.00
00-810100-9	ATTY. PEDRO R. DEGAMO	85,601	0	85,601	0.00
00-810400-7	F. A. DEGUITO	651,140	0	651,140	0.00
00-811000-1	ZOIL0 BINGO DEJARESCO	64,200	0	64,200	0.00
00-695000-7	ARSENIA DEL A CRUZ	128,401	0	128,401	0.00
03-708074-5	FILEMON DEL CARMEN	1,720,283	0	1,720,283	0.00
00-455200-5	MILO DEL CARMEN	819,973	287,492	1,107,465	0.00
00-455300-8	OLGA DEL CARMEN	96,300	0	96,300	0.00
00-469500-6	ARACELI G. DEL CASTILLO	70,932	0	70,932	0.00
00-474000-6	ISABEL D. DEL CASTILLO	299,605	0	299,605	0.00
00-474100-9	LEO D. DEL CASTILLO	128,401	0	128,401	0.00
00-474300-4	MARIANO DEL CASTILLO	42,800	0	42,800	0.00
00-475500-5	RUPERT DEL CASTILLO	128,401	0	128,401	0.00
00-476600-3	SOLITA DEL CASTILLO	96,300	0	96,300	0.00
00-476700-6	STEPHEN DEL CASTILLO	321,004	0	321,004	0.00
00-811900-6	ZENAIDA H. DEL CASTILLO	11,362	40,000	51,362	0.00
00-471100-2	EDGARDO DEL CASTILLO III	128,401	0	128,401	0.00
03-393429-9	TOMAS O. DEL CASTILLO, JR.	627,678	0	627,678	0.00
01-965200-9	ANGELINA DEL MUNDO	128,401	0	128,401	0.00
01-965400-4	JUANITA DEL MUNDO	433,319	249,993	683,312	0.00
01-965300-1	CLODUALDO DEL MUNDO, JR.&/OR MA. DREENA QUITO DEL MUNDO	428,006	0	428,006	0.00
02-419700-4	ALFREDO A. DEL ROSARIO	214,002	0	214,002	0.00
02-419800-7	ANACLETO T. DEL ROSARIO	898,813	0	898,813	0.00
02-419000-5	ANITA DEL ROSARIO	214,002	0	214,002	0.00
02-420000-7	ANTONIETTA F. DEL ROSARIO	128,401	0	128,401	0.00
02-419400-6	ARTURO C. DEL ROSARIO	183,905	104,998	288,903	0.00
02-420400-8	BENJAMIN DEL ROSARIO	3,210,049	0	3,210,049	0.00
02-420300-5	BERNITA DEL ROSARIO	33,593	0	33,593	0.00
02-420600-3	CARLOS F.O. DEL ROSARIO	13,827	0	13,827	0.00
02-420800-9	CONSOLACION B. DEL ROSARIO	107,001	0	107,001	0.00
02-421700-1	ESTELITA B. DEL ROSARIO	91,307	0	91,307	0.00
02-422300-6	GREGORIO DEL ROSARIO	428,006	0	428,006	0.00
02-422400-9	HILDA M. DEL ROSARIO	54,200	10,000	64,200	0.00
02-422600-4	JOSE B. DEL ROSARIO	642,009	0	642,009	0.00
02-423400-4	LINDA DEL ROSARIO&/OR VICENTE DEL ROSARIO	21,826	0	21,826	0.00
02-423500-7	LOURDES DEL ROSARIO	428,006	0	428,006	0.00

02-423700-2	LUZILYN T. DEL ROSARIO	142,603	49,998	192,601	0.00
02-424900-3	MA. VICTORIA DEL ROSARIO	333,325	0	333,325	0.00
02-424300-7	MARIANO DEL ROSARIO&/OR GERTRUDES DEL ROSARIO	299,604	0	299,604	0.00
00-815100-6	MAXIMO D DEL ROSARIO&/OR ELI DE JESUS DEL ROSARIO	2,017,183	0	2,017,183	0.00
02-424000-9	MAXIMO D. DEL ROSARIO&/OR ELIZABETH DE JESUS DEL ROSARIO	18,503,310	0	18,503,310	0.01
02-424700-8	MERCEDES DEL ROSARIO	85,601	0	85,601	0.00
03-734174-9	MILAGROS DEL ROSARIO	432,401	0	432,401	0.00
03-161903-3	NENA P. DEL ROSARIO	598,952	210,000	808,952	0.00
02-425000-4	NICK DEL ROSARIO	1,640,033	500,000	2,140,033	0.00
02-425100-7	NITA G. DEL ROSARIO	214,002	0	214,002	0.00
02-425300-2	NORBERTO B. DEL ROSARIO	85,601	0	85,601	0.00
02-425700-3	PACIFICO DEL ROSARIO	555,568	149,996	705,564	0.00
03-412329-5	PASTOR S. DEL ROSARIO	84,747	0	84,747	0.00
02-425500-8	PEDRO R. DEL ROSARIO	1,926,078	0	1,926,078	0.00
02-425800-6	PRISCILLA DEL ROSARIO	410,894	0	410,894	0.00
03-412229-2	RAFAEL S. DEL ROSARIO	242,232	0	242,232	0.00
02-426100-2	ROSARIO DEL ROSARIO	42,800	0	42,800	0.00
02-426500-3	TED R. DEL ROSARIO	2,140,033	0	2,140,033	0.00
02-426700-9	TEODULO R. DEL ROSARIO	2,140,033	0	2,140,033	0.00
02-426800-1	TEOFILA S. DEL ROSARIO	71,301	0	71,301	0.00
02-426600-6	TEOFILO C. DEL ROSARIO	128,401	0	128,401	0.00
03-263819-9	V. E. DEL ROSARIOITF ELENITA STELLS SANTOS	222,733	0	222,733	0.00
03-266319-1	VICENTA STELLA DEL ROSARIOITF VICTOR EMMANUEL DEL ROSARIO	201,595	0	201,595	0.00
03-266419-4	VICENTA STELLA DEL ROSARIOITF VINCENT EDGAR LAURENA	201,595	0	201,595	0.00
02-427000-5	VICENTE DEL ROSARIO&/OR ERLINDA DEL ROSARIO	42,800	0	42,800	0.00
03-560039-9	FRANCISCO F. DEL ROSARIO, JR.	133,330	0	133,330	0.00
03-500730-9	RAYMUND DEL VAL&/OR MARILYN DEL VAL	323,463	0	323,463	0.00
00-247700-5	ANGELITA CALDERON DELA BARCA	14,639	0	14,639	0.00
00-247800-8	JOSE CALDERON DELA BARCA	860,113	0	860,113	0.00
00-248000-1	PILAR CALDERON DELA BARCAAND/OR JOSE CALDERON DELA BARCA	390,341	0	390,341	0.00
03-432129-1	ABELARDO S. DELA CRUZ	1,926,078	0	1,926,078	0.00
00-697200-3	BERNABE DELA CRUZ	4,280,066	0	4,280,066	0.00
00-698100-6	CECILIA D. DELA CRUZ	0	100,000	100,000	0.00
00-700500-7	EDUARDO R. DELA CRUZ	639,155	0	639,155	0.00
00-701700-8	FRANCISCO DELA CRUZ	1,007,759	333,325	1,341,084	0.00
00-704700-4	JESUS DELA CRUZ	856,013	0	856,013	0.00
00-705200-6	JESUS C. DELA CRUZ	67,155	0	67,155	0.00
00-704600-1	JOSE M. DELA CRUZ	136,960	0	136,960	0.00
00-705300-9	JUANITA P DELA CRUZ	128,401	0	128,401	0.00
00-708000-7	LEONARDO M. DELA CRUZ	856,013	0	856,013	0.00
00-706100-9	LERMA C. DELA CRUZ	6,666	0	6,666	0.00
00-709800-4	MARIA ELENA L. DELA CRUZ	480,455	88,140	568,595	0.00
00-711800-1	RITA TORRES DELA CRUZ	85,601	0	85,601	0.00
03-375425-5	ROGELIO P. DELA CRUZ	256,810	0	256,810	0.00
02-157500-6	DANIELA DELA PAZ	428,006	0	428,006	0.00
03-505539-4	DEOGRACIAS DELA PAZ	642,026	0	642,026	0.00
02-159100-6	MARIANO DELA PAZ&/OR TRINIDAD CONCHU	513,607	0	513,607	0.00
02-159400-4	RADIGUNDA DELA PAZ	128,405	0	128,405	0.00
02-415300-1	ROGELIO N. DELA ROSA	428,006	0	428,006	0.00
02-833600-8	JOSE MA. C. DELA TORRE	0	20,000	20,000	0.00
02-833800-3	VIC DELA TORRE	1,284,019	0	1,284,019	0.00
03-260619-7	PACITA DELAS ALAS-MONTINOLA	272,364	0	272,364	0.00
00-812200-2	GODOFREDO DELDA	171,202	0	171,202	0.00
00-812900-1	RICARDO DELESO	410,884	0	410,884	0.00
00-813000-2	ALICIA S. DELFIN	4,526,169	0	4,526,169	0.00
00-813200-8	MARCELITA DELFIN	107,001	0	107,001	0.00
00-813700-1	BELÉN A DELLOSA	725,699	0	725,699	0.00
03-512639-1	REU FRED M DELLOTA	684,827	0	684,827	0.00
00-814200-3	FE E. DELMINDO	21,400	0	21,400	0.00
02-348400-1	BENJAMIN DELOS REYES	813,211	0	813,211	0.00
02-352000-9	EDWARD DELOS REYES	5,039,776	0	5,039,776	0.00
02-354200-5	FILOMENO DELOS REYES	85,601	0	85,601	0.00
02-357400-7	KATIPUNAN M. DELOS REYES	716,764	0	716,764	0.00
02-358600-8	LETICIA G. DELOS REYES	74,866	26,249	101,115	0.00
02-360300-7	MARIANO DELOS REYES	256,803	0	256,803	0.00
02-362700-9	NORMAN DELOS REYES	64,871	0	64,871	0.00
02-368500-6	SILVINO S. DELOS REYES	321,004	0	321,004	0.00
02-368400-3	STEPHEN S. DELOS REYES	1,070,015	0	1,070,015	0.00
02-368900-7	VICTOR S. DELOS REYES	572,970	0	572,970	0.00
02-499500-6	EMILIANO DELOS SANTOS	288,911	0	288,911	0.00
00-814900-2	ORLANDO D. DELOS SANTOS,	1,188,367	416,656	1,605,023	0.00
00-814600-4	CONSUELO D. DELOSO	29,043	0	29,043	0.00
00-814700-7	MELCHOR D. DELOSO	100,000	0	100,000	0.00
03-362224-4	ELPIDIO DEMATERA	184,825	0	184,825	0.00
00-815500-7	NATY DEMATERA	428,006	0	428,006	0.00
00-815800-5	CARLOS M. DEMETRIOU	20,510	0	20,510	0.00
00-816300-7	GLORIA DEMETRIOU	128,405	0	128,405	0.00
03-714774-3	GARETH JOHN DENBY	64,200	0	64,200	0.00
00-816700-8	LOURDES JOVEN DEOMANO	214,002	0	214,002	0.00

00-816900-3	PROTACIO L. DEPAKAKIBO	428,006	0	428,006	0.00
00-817300-2	ROMEO DEPAYNUS	85,601	0	85,601	0.00
03-607845-9	BACWAG DEPAYSO	1,000,000	0	1,000,000	0.00
03-634671-6	YANGGER E. DEPAYSO	2,000,000	0	2,000,000	0.00
00-817400-5	MARINA T. DEQUILLA	842,321	0	842,321	0.00
00-817700-3	GENE DEROSA	642,009	0	642,009	0.00
00-817900-9	WILLIAM I. DERRY	428,006	0	428,006	0.00
00-817800-6	JAMES DERRY ESQ	642,009	0	642,009	0.00
00-818100-2	PRAKASH DESAI	42,800	0	42,800	0.00
00-818800-1	MERCEDES F. DESIERTO	205,440	0	205,440	0.00
00-823300-1	SUSAN DESMOND	214,002	0	214,002	0.00
00-823500-7	LEON SUA DESTAJO	950,694	333,325	1,284,019	0.00
00-823700-2	CARMELITA V. DESUASIDO	51,240	89,998	141,238	0.00
03-380026-6	WILLY D. DETERALA	273,930	0	273,930	0.00
00-823900-8	ANN X. DEVER	428,006	0	428,006	0.00
00-824100-1	ENGRACIA CONCEPCION DEVEZA	54,200	10,000	64,200	0.00
00-824200-4	VICTORIA C. DEVEZAAND/OR NESTOR DEVEZA	0	60,000	60,000	0.00
00-824600-5	LUISA DEYAN	42,800	0	42,800	0.00
00-824700-8	PERPETUO DEXTER DEYTO	32,074	0	32,074	0.00
00-825100-7	INOCENCIO DEZA&/OR POLLIE PAULA DEZA	179,767	0	179,767	0.00
00-825300-2	INOCENCIO DEZA&/OR POLLIE PAULA DEZA	128,405	0	128,405	0.00
00-825500-8	INOCENCIO DEZA, JR.&/OR POLLIE PAULA DEZA	128,405	0	128,405	0.00
03-746074-8	PAT DI BUONO	50,000	0	50,000	0.00
00-826700-9	OMAR DIANALAN	428,006	0	428,006	0.00
03-183606-2	PAULINO M. DIANCO	462,258	0	462,258	0.00
00-826800-1	CLAVEL M. DIAO	21,400	0	21,400	0.00
00-827000-5	AIDA G. DIAZ	58,317	0	58,317	0.00
00-827100-8	ALBERTO DIAZ&/OR MA. ELOISA DIAZ	701,918	0	701,918	0.00
00-827500-9	ALEXANDER F DIAZ	1,369,619	0	1,369,619	0.00
00-828200-6	CARLITO J DIAZ	145,508	0	145,508	0.00
00-828400-1	CARMENCITA M. DIAZ	698,835	0	698,835	0.00
00-828600-7	EDGARDO DIAZ	50,000	0	50,000	0.00
00-828500-4	ELSIE DIAZ	108,401	20,000	128,401	0.00
00-829100-9	JOSE DIAZ	462,258	0	462,258	0.00
00-830400-9	MARIA CARMEN DIAZ	1,284,019	0	1,284,019	0.00
00-830500-1	PRESENTACION A. DIAZ	29,949	0	29,949	0.00
00-830600-4	REYNALDO DIAZ	85,601	0	85,601	0.00
03-766274-5	ROLANDO RAMON C. DIAZ	100,000	0	100,000	0.00
00-830700-7	SILVANA DIAZ	201,589	0	201,589	0.00
00-830900-2	TEOFILO E. DIAZ	42,800	0	42,800	0.00
00-831000-3	TRINIDAD L DIAZ	25,674	0	25,674	0.00
00-831100-6	TRINIDAD T. DIAZ	85,601	0	85,601	0.00
03-309424-2	VICTOR S. DIAZ	642,009	0	642,009	0.00
00-827400-6	ANASTACIO DIAZ JR.	100,000	0	100,000	0.00
00-831300-1	MILAGROS E. DICHE	85,601	0	85,601	0.00
00-831800-5	ANGELA ABUEG DE S DIEGO	4,280,066	0	4,280,066	0.00
00-833300-2	GAVINO SAN DIEGO	169,765	0	169,765	0.00
00-833700-3	JOHN D. DIGNAN	214,002	0	214,002	0.00
03-452730-2	ELEONORA B. DILLERA	650,568	0	650,568	0.00
00-833900-9	ANTONIO DIMAANO	42,800	0	42,800	0.00
00-834300-8	IRINEO DIMABUYU	128,401	0	128,401	0.00
03-587044-4	CORAZON S. DIMANLIG	200,000	0	200,000	0.00
00-835500-9	FLORENCIO DIMANLIG	656,013	0	656,013	0.00
00-835600-1	ABDULLAH D DIMAPORO	6,420,099	0	6,420,099	0.00
00-836200-6	ADELA DIMASACA	128,401	0	128,401	0.00
00-836300-9	BENICIO DIMAUNAHAN	410,884	0	410,884	0.00
00-836500-4	ANTONIO V. DIMAYUGA	256,803	0	256,803	0.00
00-836800-2	CELESTINO DIMAYUGA	64,200	0	64,200	0.00
00-836600-7	CELSO DIMAYUGA	128,401	0	128,401	0.00
00-837000-6	ANGELITO C. DING	856,013	0	856,013	0.00
00-837100-9	CECILLE M. DINGLASAN	288,510	30,000	318,510	0.00
00-837300-4	DIVINAGRACIA A DINO	142,607	50,000	192,607	0.00
00-837600-2	ERLINDA M. DINO	13,908	0	13,908	0.00
00-838000-1	FR. ISIDORO DINO	1,751,176	0	1,751,176	0.00
00-837700-5	ISIDORO DELA CRUZ DINO	142,607	50,000	192,607	0.00
00-838100-4	JOSE D DINO	107,001	0	107,001	0.00
00-838600-8	DIONISIO L. DIOKNO JR.	753,281	0	753,281	0.00
00-839200-2	EDNA D DIONGLAY	107,001	0	107,001	0.00
00-839300-5	DALFLORINIO DIONISIO&/OR PERLA DIONISIO	13,595,187	1,950,000	15,545,187	0.01
00-839700-6	MYLA CRISTINA C. DIONISIO	342,404	0	342,404	0.00
00-839800-9	NATIVIDAD D. DIONISIO	136,960	0	136,960	0.00
00-840000-9	PAULINO B. DIONISIO	30,784,492	0	30,784,492	0.02
00-840200-4	AGUSTIN VERGEL DE DIOS	54,239	0	54,239	0.00
00-840300-7	ALFREDO VERGEL DE DIOS	428,006	0	428,006	0.00
00-840700-8	ERMELO VERGEL DE DIOS	1,070,015	0	1,070,015	0.00
00-841100-7	JOVITA L. DE DIOS	684,809	0	684,809	0.00
00-842700-9	LORETO Y. DIRECTO	64,200	0	64,200	0.00
03-452830-5	ASUNCION B. DIRIENZO&/OR JOSE M. BURGOS	570,672	0	570,672	0.00
00-843000-5	BERNARDO B DISTURA	107,001	0	107,001	0.00

00-843500-9	GEORGE B. DITCHING	128,401	0	128,401	0.00
00-843600-1	GEORGE B. DITCHING	128,401	0	128,401	0.00
03-366424-1	ELIAS D. DIVIDINA	146,774	0	146,774	0.00
00-844100-3	CLARITA J. DIVINAGRACIA	149,800	0	149,800	0.00
03-554339-8	CORAZON L. DIY	141,677	0	141,677	0.00
00-844800-2	AMELIA N. DIZON	418,147	0	418,147	0.00
00-845200-1	AURELIO H. DIZON	64,871	0	64,871	0.00
00-845300-4	BENJAMIN D. DIZON	513,605	0	513,605	0.00
03-559639-3	DONALD MARCOS B. DIZON	320,000	0	320,000	0.00
00-845600-2	ELISEO S. DIZON	638,397	0	638,397	0.00
00-845800-8	ERLINDA F. DIZON	71,011	0	71,011	0.00
00-846000-1	FE CANLAS DIZON	161,346	0	161,346	0.00
00-846400-2	FLORDELIZA R. DIZON	64,200	0	64,200	0.00
00-846500-5	JOSE DIZON	2,140,033	0	2,140,033	0.00
00-847300-5	JOSEPHINE C. DIZON	21,400	0	21,400	0.00
00-846600-8	JUAN DIZON	856,013	0	856,013	0.00
03-473530-4	JUANITO DIZON	645,106	0	645,106	0.00
00-847600-3	LEXIE P. DIZON	963,013	0	963,013	0.00
03-287822-1	LILIA DIZON	808,661	0	808,661	0.00
03-558839-3	LOLITA S. DIZON	29,886	0	29,886	0.00
00-847800-9	MARIA LUISA DIZON	85,601	0	85,601	0.00
03-274019-3	MARIBETH DIZON	430,069	0	430,069	0.00
00-847700-6	MELECIO L. DIZON	64,202	0	64,202	0.00
03-555139-8	NIXON DIZON&/OR EMMARIE DOLORES DIZON	10,000,000	0	10,000,000	0.01
00-847900-1	OSCAR B DIZON	211,694	0	211,694	0.00
03-136403-4	P. SIERVO DIZON&/OR ERLINDA F. DIZON	56,810	0	56,810	0.00
00-848100-5	RENE L DIZON	3,389,808	0	3,389,808	0.00
00-848700-1	REYNALDO DIZON	171,202	0	171,202	0.00
00-848600-9	RICARDO DIZON	42,800	0	42,800	0.00
00-848200-8	ROWENO A. DIZON	32,101	0	32,101	0.00
03-786174-4	WILLY O DIZONOR NENE C. DIZON	10,000,000	0	10,000,000	0.01
00-845700-5	EMILIO T. DIZON, JR.	671,969	0	671,969	0.00
00-849900-2	M. J. DOBIE	342,405	0	342,405	0.00
00-850100-2	MICHAEL JAMES DOBIE	513,607	0	513,607	0.00
00-850200-5	FLORENTINO CARPIO DOBLE	136,960	0	136,960	0.00
00-850500-3	ELIGIO A. DOCE	42,800	0	42,800	0.00
00-850700-9	TOMAS R. DOCTOR	256,803	0	256,803	0.00
00-850800-1	TOMAS R. DOCTOR&/OR WILHELMINA C. DOCTOR	321,096	0	321,096	0.00
00-851000-5	SABINA V. DOJILLO	102,592	90,000	192,592	0.00
00-851100-8	ELENA J. DOLAR	47,340	0	47,340	0.00
00-851400-6	ARACELI L. DOLENDO	256,810	0	256,810	0.00
00-851700-4	REMEDIOS C DOLENDO	2,881,250	500,000	3,381,250	0.00
03-687371-9	NESTOR P. DOLINA	1,284,052	0	1,284,052	0.00
03-322824-7	RICARDO DOLIPAS	331,393	0	331,393	0.00
00-852600-7	NESTOR DOMDOM&/OR MARIA DOMDOM	42,800	0	42,800	0.00
03-465830-2	FELICITO M. DOMINGO&/OR CRISTINA L. DOMINGO	273,930	0	273,930	0.00
00-853800-8	FELIMON A. DOMINGO	898,813	0	898,813	0.00
00-854000-1	GIL STO. DOMINGO	4,848,100	0	4,848,100	0.00
00-854600-8	MERCEDES DOMINGO	42,800	0	42,800	0.00
00-855200-2	RAMON DOMINGO	428,006	0	428,006	0.00
00-855300-5	REGINO G. DOMINGO	256,803	0	256,803	0.00
00-854200-7	LEON DOMINGO JR.	128,401	0	128,401	0.00
00-855400-8	BLANDINA D. DOMINGUEZ	1,415	0	1,415	0.00
00-855800-9	JOSE M. DOMINGUEZ&/OR HIWAGA E. DOMINGUEZ	214,002	0	214,002	0.00
00-855900-1	JUANA C. DOMINGUEZ	37,479	0	37,479	0.00
00-856000-2	LEONARDO R. DOMINGUEZ	428,006	0	428,006	0.00
00-856100-5	QUIRICO DOMINGUEZ	1,063,999	0	1,063,999	0.00
00-856200-8	SEVERINO DOMINGUEZ	321,004	0	321,004	0.00
00-853400-7	ANTONIO E. DOMINO	992,954	0	992,954	0.00
00-856900-7	ERLINDA E. DOMONDON	42,800	0	42,800	0.00
00-857500-1	ERNESTINA S. DONESA	542,009	100,000	642,009	0.00
00-857700-7	EDWARD Y DONG	727,610	0	727,610	0.00
00-857900-2	CRISTINA A. DONGALEN	470,806	0	470,806	0.00
00-858000-3	GEOFFREY DONGALEN	342,405	0	342,405	0.00
00-858400-4	JOSE TAN YAN DOO	26,992,676	0	26,992,676	0.01
00-858500-7	GEORGE S. DORAN&/OR JOSEFA T. DORAN	1,170,400	0	1,170,400	0.00
00-858800-5	ROMEO J. DOROMAL	42,800	0	42,800	0.00
00-859000-9	AMPARO C. DOROTHEO	128,401	0	128,401	0.00
02-339500-9	MARIA DOS REMEDIOS	856,012	0	856,012	0.00
03-599545-8	EDNA C. DOSADO	18,067	0	18,067	0.00
00-859200-4	JOSEFA S DOUGLAS	6,701,824	0	6,701,824	0.00
00-859300-7	JOSEFA S. DOUGLAS	716,764	0	716,764	0.00
00-859100-1	AIDAN PAUL DOUGLAS ESQ	642,009	0	642,009	0.00
00-859600-5	ALDO J. DRAGHI	642,009	0	642,009	0.00
00-859700-8	RENATO P. DRAGON	3,789,909	0	3,789,909	0.00
00-859900-3	PURIFICACION C. DREHER	2,066	0	2,066	0.00
00-860100-3	ENRIQUETA S. DRES	9,468	0	9,468	0.00
00-860500-4	REX C DRILON	42,775	0	42,775	0.00
00-860800-2	LEOPOLDO M. DRIS	33,598	0	33,598	0.00

00-860600-7	LEOPOLDO M. DRIS&/OR CARIDAD F. DRIS	67,196	0	67,196	0.00
00-861000-6	MARY M.B. DRURY	1,155,617	0	1,155,617	0.00
00-861100-9	BELEN S. DUALAN	600,000	0	600,000	0.00
00-861200-1	VICTOR S. DUALAN	385,205	0	385,205	0.00
00-861300-4	ANNIE DUAY	214,002	0	214,002	0.00
00-861400-7	VENTURA O DUCAT	2,054,402	0	2,054,402	0.00
00-862000-1	ALICIA C. DUCLAYAN	28,405	0	28,405	0.00
00-862200-7	PEDRO A. DUCLAYAN	2,311,235	0	2,311,235	0.00
00-862500-5	NIRMAL SING DUDHORIA	428,006	0	428,006	0.00
00-862600-8	VIRGINIA DUENAS	428,006	0	428,006	0.00
00-862900-6	PACIENCIA P. DUGAYO	85,601	0	85,601	0.00
00-863200-2	ANDREA DULALIA	2,054,429	0	2,054,429	0.00
00-863400-8	ELIAS B. DULALIA	58,836	0	58,836	0.00
00-863600-3	LEONARDA GARCIA DULALIA	8,930,353	0	8,930,353	0.00
00-863900-1	LUISA G. DULAY	85,601	0	85,601	0.00
00-864200-8	RODRIGO DULFO	0	881,411	881,411	0.00
03-191508-6	ANTONIO B. DULNUAN	1,284,052	0	1,284,052	0.00
00-835100-8	NIDA J. DUMAGUING	716,764	0	716,764	0.00
00-864600-9	CESAR DUMANCAS	85,601	0	85,601	0.00
00-864700-1	MARIANO J. DUMANCAS, JR.	214,002	0	214,002	0.00
00-864900-7	CONSTANTINO DUMATOL	19,246	0	19,246	0.00
03-431429-4	CARLOS F. DUMLAO	756,306	0	756,306	0.00
00-865200-3	EVANGELINE M DUMLAO	1,284,019	0	1,284,019	0.00
00-865300-6	JOSIE D DUMLAO&/OR JESUS D.	32,097	0	32,097	0.00
03-670571-5	ROEHL ODULIO DUMLAO	50,000	0	50,000	0.00
00-865500-1	SATURNINO C.E. DUMLAO	642,009	0	642,009	0.00
00-865900-2	DOMINADOR M. DUMO	54,785	0	54,785	0.00
00-866000-3	FLOYD A. DUMO	24,027	0	24,027	0.00
03-289122-3	CLODUALDO DUNGAO&/OR TERESITA DUNGAO	1,027,241	0	1,027,241	0.00
00-866300-1	PACITA J. DUNGCA	399,404	50,000	449,404	0.00
00-866400-4	ANGELICA G. DUNGO	4,984,452	0	4,984,452	0.00
00-866500-7	EMILIA R. DUNGO	41,869	100,000	141,869	0.00
00-866800-5	JOSE VALENTIN DUNGO	4,016,814	0	4,016,814	0.00
03-193908-8	LUZ N. DUNGO	70,934	0	70,934	0.00
00-866900-8	RAFAEL DUNGO	171,202	0	171,202	0.00
00-867100-1	ELIEZER DUPAL-AG	42,800	0	42,800	0.00
00-867200-4	BENIGNO DUQUE	42,800	0	42,800	0.00
00-867300-7	ILUMINADA DUQUE	17,118	0	17,118	0.00
00-867500-2	NICOLAS C. DUQUE	42,794	0	42,794	0.00
00-867700-8	EVELYN E. DURAN	328,006	0	328,006	0.00
03-633071-4	ROSITA DURANA	600,000	0	600,000	0.00
03-398629-1	EMMANUEL DUTERTE	2,015,961	0	2,015,961	0.00
00-868100-7	FILOMENO S. DUTERTE	428,006	0	428,006	0.00
00-868700-3	GERALD H DWORAK & LAVERNE L.DWORAK	428,006	0	428,006	0.00
00-869200-5	AGUSTIN DY	1,500,000	0	1,500,000	0.00
00-869500-3	ANASTASIA DY	164,002	0	164,002	0.00
00-869600-6	BEN DY	16,865,494	0	16,865,494	0.01
00-870000-1	BRENDA SUSAN DY	64,200	0	64,200	0.00
00-870600-8	CARMEN C. DY	80,000	0	80,000	0.00
00-871000-7	CAROLINA DY	428,006	0	428,006	0.00
00-870900-6	CHARLIE DY	155,004	0	155,004	0.00
00-871300-5	EDWARD DY	4,280,066	0	4,280,066	0.00
00-871400-8	EDWARD DY	1,711,962	0	1,711,962	0.00
03-388729-3	EDWARD DY	37,936,516	0	37,936,516	0.02
00-871200-2	ELENA DY	1,284,019	0	1,284,019	0.00
03-570042-9	FELY DY	33,333	0	33,333	0.00
00-871900-1	GENOVEVA P DY	802,532	0	802,532	0.00
00-872200-8	HELEN C. DY	7,101	25,000	32,101	0.00
00-872700-1	JOHN Y. DY	122,733	0	122,733	0.00
00-873700-7	JUANITO DY	1,000,000	0	1,000,000	0.00
00-874200-9	LESLIE C. DY	1,612,724	0	1,612,724	0.00
00-874300-1	LETICIA L. DY	542,009	100,000	642,009	0.00
00-873900-2	LUISA DY	389,363	0	389,363	0.00
00-874700-2	MANUEL A DY	9,628,368	0	9,628,368	0.00
03-674271-9	MANUEL G. DY	31,923	0	31,923	0.00
00-875300-7	MARCELO T DY	171,206	0	171,206	0.00
00-875500-2	ORSINO P. DY	64,200	0	64,200	0.00
00-876500-8	ROSARIO PEREZ DY	706,210	0	706,210	0.00
00-877200-5	SAMUEL DY	2,140,033	0	2,140,033	0.00
00-876800-6	SIMON T. DY	100,762	0	100,762	0.00
00-876900-9	SOFIA DY	96,192	0	96,192	0.00
03-141703-6	SOPHIA DY	7,319,096	0	7,319,096	0.00
03-666571-7	SUN HIOK DY	12,902,154	0	12,902,154	0.01
03-403229-7	VICKY DY	56,810	0	56,810	0.00
00-365000-9	BENJAMIN L. DY-BUNCIO	3,340,962	0	3,340,962	0.00
00-878400-6	BONIFACIO DYCAICO	42,800	0	42,800	0.00
00-878500-9	GEORGE K DYCAICO	64,200	0	64,200	0.00
00-879100-3	JEROME K. DYCAICO	321,004	0	321,004	0.00
03-185206-2	AURORA D. DYCHANGCO	3,341,050	0	3,341,050	0.00

00-879500-4	BENITO DYCHIAO	6,420,099	0	6,420,099	0.00
00-880200-8	CARLOS DYHONGPO	11,935,738	0	11,935,738	0.01
00-880500-6	VIVIAN DYHONGPO	15,299,833	0	15,299,833	0.01
00-881600-4	NEIL JASON C. DYOCO	108,401	20,000	128,401	0.00
00-881700-7	GLORIA DYOGI	2,927,561	0	2,927,561	0.00
00-882200-9	EVARISTO DYQUIANGCO	542,009	100,000	642,009	0.00
00-880000-2	ARLENE G. DYTIANQUIN	114,124	0	114,124	0.00
00-883600-5	PETER JOSEPH EAGLESAND ANNA EMILY EAGLES	1,203,774	0	1,203,774	0.00
00-883700-8	PETER JOSEPH EAGLESAND ANNA EMILY EAGLES	80,244	0	80,244	0.00
00-884800-6	EMILIANA G. EBARVIA	146,545	0	146,545	0.00
00-884900-9	TEODORO R. EBARVIA	2,227,307	0	2,227,307	0.00
00-885100-2	MERCEDEZ Q. EBBA	42,800	0	42,800	0.00
00-885200-5	ROWENA S. EBBA	51,362	0	51,362	0.00
00-885700-9	CORAZON YULO EBDALIN	642,008	0	642,008	0.00
00-885800-1	JOE W. EBERLY	1,409,225	260,000	1,669,225	0.00
00-885900-4	DARYL W. EBERT	185,378	65,000	250,378	0.00
00-886500-9	RENATO ECARMA	0	4,937	4,937	0.00
00-886800-7	RICARDO ECHAGUE	64,202	0	64,202	0.00
00-887100-3	LILIA R. ECHAUS	770,382	0	770,382	0.00
00-887300-9	DIOMEDES P. ECHAVE	205,440	0	205,440	0.00
00-887400-1	RODRIGO B. ECHAVIA	994,182	0	994,182	0.00
00-887800-2	FLORA ECHEVARRIA&/OR BENJAMIN ECHEVARRIA	321,004	0	321,004	0.00
00-888100-9	LEOPOLDO ECHIVARRE	1,038,453	130,000	1,168,453	0.00
00-889000-1	R. H. EDEN	599,209	0	599,209	0.00
00-889400-2	WILLIAM GEORGE EDGE	1,712,026	0	1,712,026	0.00
00-889500-5	MARK A. EDLESON	85,601	0	85,601	0.00
00-889600-8	JOHN EDMUNDS ESQ.,	214,002	0	214,002	0.00
00-890000-3	EUSTACIO Q. EDUALINO	94,465	0	94,465	0.00
03-651371-3	TERESA V. EGASANI	8,329	0	8,329	0.00
00-891100-1	ENRIQUETA S. EGUIA	85,601	0	85,601	0.00
00-891300-7	JOSE ZACARIAS R. EJERCITO	6,568,274	0	6,568,274	0.00
00-892100-7	RAMONA P. EJERCITO	214,002	0	214,002	0.00
00-729800-6	SUAN EK CU	470,746	0	470,746	0.00
00-892900-9	ROSALINDA S. ELBINIAS	11,154	0	11,154	0.00
00-893100-2	JOSE ELCANO	54,239	0	54,239	0.00
03-614245-7	CHRISTINE ELEAZAR	53,755	0	53,755	0.00
00-893300-8	EDUARDO E. ELEGIR	35,927	0	35,927	0.00
00-894800-7	ANTONIA ELINON	42,800	0	42,800	0.00
03-791574-9	MARTIREZ/ GEORGE J., ELIZABETH N., MICHAEL GERARDN, ANNA MA.	116,662	0	116,662	0.00
03-752774-6	MELISSA ABOITIZ ELIZALDE	5,209,228	0	5,209,228	0.00
00-895400-1	SOPIA E. F. ELIZALDE	75,417	26,442	101,859	0.00
00-895300-9	MANUEL ELIZALDE JR.	2,568,104	0	2,568,104	0.00
00-895100-3	DON MANUEL ELIZALDE SR.	5,136,079	0	5,136,079	0.00
00-895600-7	D. L. ELKINS& ANNETTE EL JT TENS	128,401	0	128,401	0.00
00-895800-2	MAURO ELLISON	12	0	12	0.00
00-896000-6	ROLANDO A. ELLO	42,800	0	42,800	0.00
00-896300-4	AVELINA L. ELORIAGA	257,285	0	257,285	0.00
00-896400-7	MA. KATHERINE U. ELORIAGA	96,303	0	96,303	0.00
03-202908-6	RIZALDY L. ELORIAGA	64,202	0	64,202	0.00
00-897100-4	GETULIO P. ELVINA	213,905	74,998	288,903	0.00
00-897200-7	JOHN E. ELWOOD	1,605,065	0	1,605,065	0.00
00-897400-2	JOHN E. ELWOOD	2,166,837	0	2,166,837	0.00
00-897900-6	NESTOR EMBISAN&/OR ILUMINADA EMBISAN	1,612,724	0	1,612,724	0.00
00-898200-2	ROGER DELWIN EMERICK&/OR GRACE E. EMERICK JT/WRD S	856,013	0	856,013	0.00
00-898300-5	LARRY R. EMERSON	1,369,621	0	1,369,621	0.00
03-476730-6	NELSON EMPALMADO	2,837,410	0	2,837,410	0.00
00-898000-7	SILVINO A. EMRALINO	32,100	0	32,100	0.00
00-898800-9	FLORINDA ENANO	856,013	0	856,013	0.00
00-898900-1	HERMINIA ENANO	856,013	0	856,013	0.00
00-899000-2	ARTURO D. ENCABO	256,803	0	256,803	0.00
00-899100-5	JOVENAL ENCABO & MRS.EPPIE ENCABO, JT TENS.	214,002	0	214,002	0.00
00-899400-3	EFRAIN ENCANO	68,687	12,673	81,360	0.00
00-899600-9	CONRADO B. ENCARNACION	428,006	0	428,006	0.00
00-899900-7	FELIZARDO ENCARNACION	428,006	0	428,006	0.00
00-900000-7	JAIME ENCARNACION&/OR EMERINCIANA ENCARNACION	596,210	110,000	706,210	0.00
03-463330-8	JOHNNY ENCARNACION	2,015,961	0	2,015,961	0.00
00-900200-2	LEGORIO ENCARNACION	128,401	0	128,401	0.00
00-900300-5	PEARL G. ENCARNACION	651,396	0	651,396	0.00
00-900600-3	ROSARIO E. ENCARNACION	4,549,693	0	4,549,693	0.00
00-899700-1	FIDEL ENCARNACION JR.	171,202	0	171,202	0.00
00-900700-6	ALICE MARY RUSHTON ENDALL & JOHNNEIL AS EXECUTOR & TRUSTEES C	428,006	0	428,006	0.00
00-900800-9	ALBERT S ENDO AND AGNES N. EJTIWROS	428,006	0	428,006	0.00
00-900900-1	EUGENIO ENEGO	67,196	0	67,196	0.00
03-481330-9	CHUA ENG HIAN	161,273	0	161,273	0.00
02-537300-6	SEE ENG HUY	2,568,035	0	2,568,035	0.00
02-735300-9	TAN ENG YAO	2,850,515	0	2,850,515	0.00
00-592500-2	PETER CHUA ENGPIN	65,626	0	65,626	0.00
00-903200-9	KATRINA C.PONCE ENRILE	2,054,481	0	2,054,481	0.00
03-155103-2	WILLIAM ENRILE	4,000,000	0	4,000,000	0.00

00-902600-4	FILEMON V. ENRILE JR.	34,669	0	34,669	0.00
03-195708-3	ANGEL ENRIQUEZ	199,991	0	199,991	0.00
00-903300-1	BENITA ENRIQUEZ	85,601	0	85,601	0.00
00-903700-2	ELISA R. ENRIQUEZ	161,267	0	161,267	0.00
00-903400-4	ELLA ENRIQUEZ	228,267	0	228,267	0.00
00-903500-7	ELMER C. ENRIQUEZ	7,559,664	0	7,559,664	0.00
00-904000-9	GUILLELMO ENRIQUEZ&/OR DOLORES ABIERA	271,004	50,000	321,004	0.00
00-904100-1	HERMINIA P. ENRIQUEZ	256,803	0	256,803	0.00
00-904200-4	JOSE MELCHOR J. ENRIQUEZ	1,018,598	0	1,018,598	0.00
00-905100-7	MA. BERNADETTE D. ENRIQUEZ	83,459	0	83,459	0.00
00-905000-4	MARISSA R. ENRIQUEZ	2,140,033	0	2,140,033	0.00
00-905400-5	ROSE G. ENTAPA	171,202	0	171,202	0.00
03-281822-9	JOVEL ENTUTE	12,840,520	0	12,840,520	0.01
00-905700-3	RAYMOND E. EPES	119,995	0	119,995	0.00
03-485530-6	WILLIAM EPES&/OR JULIET P. EPES	237,978	0	237,978	0.00
03-789074-8	WILLIAM FITZGERALD EPES	151,110	0	151,110	0.00
00-906100-2	DOLLY M. EPINO	107,512	0	107,512	0.00
00-907600-1	CARMINIA ERANA	214,002	0	214,002	0.00
03-367224-1	PETER RICHARD ERASMUS	128,401	0	128,401	0.00
00-907800-7	LEONARDO E ERASQUIN	1,018,598	0	1,018,598	0.00
00-908100-3	MARITESS ERENETA	162,602	30,000	192,602	0.00
00-908200-6	ALFONSO E. ERESTAIN&/OR BRO. MANUEL TOCH GIL	85,601	0	85,601	0.00
00-908300-9	RAFAEL F. ERFE	470,806	0	470,806	0.00
00-909700-5	HERMINIO E. ERORITA	214,002	0	214,002	0.00
00-910000-8	ROBERTO H. ERRAZO	325,948	0	325,948	0.00
00-911900-8	PELAGIA Z. ESCALANTE	328,006	0	328,006	0.00
00-912000-9	QUINTIN ESCALANTE	963,013	0	963,013	0.00
00-910600-4	AUREA VDA. DE ESCALER	802,451	0	802,451	0.00
03-225312-5	FRANCIS L. ESCALER	500,000	0	500,000	0.00
00-911100-6	FRANCIS L. ESCALER&/OR MA. THERESA ESCALER	217,102	0	217,102	0.00
00-911300-1	FRANCISCO E ESCALERMA. THERESA ESCALER	164,628	0	164,628	0.00
03-340624-2	MICHAEL ESCALER	397,672	0	397,672	0.00
03-742674-2	PATRICIA DE LEON ESCALER	1,828,523	0	1,828,523	0.00
00-912100-1	GREGORIO ESCARIO	2,749,931	0	2,749,931	0.00
00-912500-2	CORAZON S. ESCOBAR	1,322,413	0	1,322,413	0.00
00-912600-5	GENARO G. ESCOBAR&/OR NIEVES P. ESCOBAR	684,809	0	684,809	0.00
00-912900-3	RENE DIOS ESCOBAR	42,800	0	42,800	0.00
00-913100-7	VEDA T. ESCOLIN	428,006	0	428,006	0.00
00-913300-2	LEONARDO ESCONDE	428,006	0	428,006	0.00
00-913400-5	NENITA ESCORDIAL	14,202	0	14,202	0.00
03-321224-5	MICHAEL L. ESCOTT&/OR SUSANA L. ESCOTT	256,810	0	256,810	0.00
03-786974-6	BERNADETTE G. ESCUDERO	9,332	0	9,332	0.00
00-913800-6	CONSUELO ESCUDERO	6,666	0	6,666	0.00
00-913900-9	EVELINA G. ESCUDERO	55,992	0	55,992	0.00
03-786574-5	EVELINA G. ESCUDERO	27,996	0	27,996	0.00
03-786874-3	FRANCIS JOSEPH G. ESCUDERO	9,332	0	9,332	0.00
03-786674-8	PHILIP JOSEPH G. ESCUDERO	9,332	0	9,332	0.00
00-914200-5	RAMON ESCUETA JR.	42,800	0	42,800	0.00
00-914300-8	DELFIN A. ESEQUE	428,006	0	428,006	0.00
03-256719-1	TEODORICA R. ESGUERA, &/OR CESAR R. ESGUERA, JR.	2,568,104	0	2,568,104	0.00
00-914500-3	AMALIA M. ESGUERRA	3,187	0	3,187	0.00
00-914600-6	ANTONIO ESGUERRA	1,770,518	0	1,770,518	0.00
00-915000-5	CESAR ESGUERRA	321,013	0	321,013	0.00
00-915300-3	ERIBERTO F. ESGUERRA&/OR ELVIRA ESGUERRA	321,004	0	321,004	0.00
00-915700-4	JESUS B. ESGUERRA	85,601	0	85,601	0.00
00-916100-3	MANUEL ESGUERRA	162,602	30,000	192,602	0.00
00-916300-9	PAULA ESGUERRA	42,800	0	42,800	0.00
00-916400-1	RAFAEL S. ESGUERRA&/OR BIBIANA S. ESGUERRA	214,002	0	214,002	0.00
00-916900-5	AMADOR N. ESLETA	42,791	0	42,791	0.00
03-774374-8	LOURDES M. ESMERIA	472,888	0	472,888	0.00
00-917100-9	DEMETRIA TAN ESPADA	7,243,215	0	7,243,215	0.00
00-917400-7	MANUEL ESPALADON	223,464	0	223,464	0.00
00-917300-4	ROMULO M ESPALDON	428,006	0	428,006	0.00
00-918100-4	GRACE ESPARAZ	513,572	0	513,572	0.00
00-918400-2	ROSA Y. ESPARAZ	808,639	0	808,639	0.00
03-735074-1	YOLANDA S. ESPEDIDO	168,312	0	168,312	0.00
00-919200-2	NINFA U. ESPELETA	45,653	0	45,653	0.00
00-919300-5	FELIPE P. ESPENELI	413,595	100,000	513,595	0.00
00-919600-3	ASUNCION J. ESPINA	100,000	0	100,000	0.00
00-919900-1	JOSEPH A. ESPINA	171,202	0	171,202	0.00
03-741874-2	LORD LUARDO ESPINA	1,000,000	0	1,000,000	0.00
00-920000-9	MABEL ESPINA	513,607	0	513,607	0.00
00-920300-7	LOURDES CO ESPINAS	719,048	0	719,048	0.00
00-920500-2	FELIPE P. ESPINELI	269,643	0	269,643	0.00
00-919800-9	GABRIEL ESPINO&/OR PACITA C. ESPINO	59,348	0	59,348	0.00
00-920900-3	NOE ESPINOLA	428,006	0	428,006	0.00
00-921000-4	RENATO ESPINOSA	1,284,019	0	1,284,019	0.00
00-921300-2	ARSENIO G. ESPIRITU	271,004	50,000	321,004	0.00
00-921700-3	CELSE ESPIRITU	577,807	0	577,807	0.00

00-922200-5	FORTUNATA ESPIRITU	310,000	0	310,000	0.00
00-922300-8	LUZ ESPIRITU	60,186	0	60,186	0.00
00-922500-3	MANUEL L. ESPIRITU	0	100,000	100,000	0.00
00-922600-6	MERCEDES B. ESPIRITU	24,072	0	24,072	0.00
00-922700-9	NORMA ESPIRITU	96,300	0	96,300	0.00
00-922900-4	PRIMITIVA C. ESPIRITU	1,027,213	0	1,027,213	0.00
00-923000-5	REYNALDO ESPIRITU	96,300	0	96,300	0.00
00-923100-8	TRIFON ESPIRITU	59,880	29,999	89,879	0.00
00-921500-8	BERNARDO ESPIRITU JR	85,601	0	85,601	0.00
03-390129-4	ANTONIO G ESPOSO	128,401	0	128,401	0.00
00-924100-3	ENRIQUE L ESQUIVEL	8,554	0	8,554	0.00
00-924500-4	BERNARD G. ESSER	118,351	0	118,351	0.00
00-924300-9	BETTE M. ESSER	1,070,015	0	1,070,015	0.00
03-702674-9	GEORGE BERNARD ESSER	416,656	0	416,656	0.00
00-924400-1	GERALD F. ESSER	355,055	250,000	605,055	0.00
03-702574-6	JOSEPH ESSERAND JESSIE ESSER	416,656	0	416,656	0.00
00-924600-7	JOSEPH G. ESSERAND/OR JESSIE M. E JTWROS	118,351	0	118,351	0.00
00-924800-2	MARRY K. ESSER	535,007	0	535,007	0.00
00-925300-4	PURIFICACION F. ESTACIO	85,601	0	85,601	0.00
00-925400-7	URSULA ESTACIO	460,105	0	460,105	0.00
00-925100-9	BENITO F. ESTACIO JR.	42,800	0	42,800	0.00
00-926200-7	ROBERTO M. ESTANDARTE	214,002	0	214,002	0.00
00-926500-5	GREGORIO ESTAREJA	802,510	0	802,510	0.00
00-926600-8	CRISPIN ESTAVILLO	118,836	41,665	160,501	0.00
00-926800-3	BELEN GONZALES ESTAYO	4,236,737	0	4,236,737	0.00
03-275319-7	EUGENIO G. ESTAYO	1,862,989	0	1,862,989	0.00
00-927000-7	CORAZON G. ESTEBAN&/OR ERNESTO ESTEBAN	1,626,029	300,000	1,926,029	0.00
00-927800-9	MANUEL ESTEBAN	2,168,049	0	2,168,049	0.00
00-927900-1	VIRGILIO K. ESTEBAN	242,019	0	242,019	0.00
00-928100-5	WINSTON ESTERA	806,383	0	806,383	0.00
00-928500-6	MILAGROS ESTEVA	128,401	0	128,401	0.00
00-928800-4	GLORIA ESTIVA	256,803	0	256,803	0.00
03-629570-1	TERESITA B. ESTO	2,037,201	0	2,037,201	0.00
00-929300-6	ANTONIO A. ESTOLAS	2,311,589	0	2,311,589	0.00
00-930100-2	CARMEN M. ESTRADA	385,205	0	385,205	0.00
00-930200-5	CORAZON ESTRADA	175,135	0	175,135	0.00
00-930700-9	JOSE ESTRADA	3,280,066	1,000,000	4,280,066	0.00
00-931400-6	LOURDES ESTRADA	21,400	0	21,400	0.00
00-929900-2	ARISTON ESTRADA JR.	940,065	200,000	1,140,065	0.00
00-929700-7	ARISTON ESTRADA JR.&/OR ARACELI B. ESTRADA	948,904	0	948,904	0.00
00-931800-7	MANUEL ESTRELLA	437,477	0	437,477	0.00
00-932100-3	SERGIA B. ESTRELLA	1,268,089	0	1,268,089	0.00
00-932300-9	ROSALINDA MANALO ETEVE	176,553	0	176,553	0.00
00-932400-1	ROSALINDA MANALO ETEVE	85,601	0	85,601	0.00
00-932500-4	KENNETH LAURENCE ETHERIDGE	214,002	0	214,002	0.00
00-932600-7	ROLANDO ETORMA	35,505	0	35,505	0.00
00-932900-5	AIDA F. EUBINAG	214,002	0	214,002	0.00
00-933000-6	PAULITA EUBINAG	385,205	0	385,205	0.00
00-933200-1	ALICE T. EUFEMIO	392,303	0	392,303	0.00
00-933400-7	LILIA P EUFEMIO	111,638	0	111,638	0.00
00-933300-4	ADOLFO C. EUFEMIO JR.	188,886	0	188,886	0.00
00-933600-2	LUCILA EUGENIO&/OR NESTOR EUGENIO	214,002	0	214,002	0.00
00-935700-6	RUPERTO S. EUSTAQUIO	577,807	0	577,807	0.00
00-936200-8	CARMELA FRAN EVANGELISTA	128,401	0	128,401	0.00
00-936800-4	EMILIA M. FUENTES EVANGELISTA	2,140,033	0	2,140,033	0.00
03-371924-9	EUGENIO E. EVANGELISTA	85,601	0	85,601	0.00
00-937600-4	FLORIZEL S. EVANGELISTA	770,411	0	770,411	0.00
00-937700-7	GERTRUDIS S. EVANGELISTA	356,509	124,996	481,505	0.00
00-938000-3	LYDIA A. EVANGELISTA	353,675	0	353,675	0.00
00-938200-9	MANUELA EVANGELISTA	1,605,023	0	1,605,023	0.00
00-938100-6	MARY M. EVANGELISTA	205,440	0	205,440	0.00
03-372124-2	RAFAEL E. EVANGELISTA	91,307	0	91,307	0.00
00-938800-5	RENATO P. EVANGELISTA	202	0	202	0.00
00-939100-1	ROSALIE R. EVANGELISTA	100,000	0	100,000	0.00
00-939500-2	SALVACION M EVANGELISTA	230,498	40,000	270,498	0.00
00-939900-3	ENCARNACION EVARISTO&/OR ELISA E. VERIDIANO	85,601	0	85,601	0.00
00-940100-3	ENCARNACION G. EVARISTO	85,601	0	85,601	0.00
00-940200-6	GILBERTO PEDRO EVARISTO	21,400	0	21,400	0.00
03-411429-2	JAIME R. EVIDENTE&/OR FE R. EVIDENTE	128,405	0	128,405	0.00
00-940500-4	JUANITO O. EVIDENTE	214,002	0	214,002	0.00
00-941600-2	TERESITA BUTALID EYAS	85,601	0	85,601	0.00
00-941700-5	MARINELA K. FABELLA	642,009	0	642,009	0.00
00-942000-1	ALEXANDER P. FABIAN	42,800	0	42,800	0.00
00-942500-5	AMADOR B. FACTURA	134,393	0	134,393	0.00
00-942600-8	JOSE FACUNDO	1,290,369	0	1,290,369	0.00
00-942800-3	JOSE FACUNDO&/OR JUERGEN FACUNDO	275,852	0	275,852	0.00
00-943300-5	GREGORIO R. FAGELA	309,651	0	309,651	0.00
00-943600-3	ANGELYN P. FAHIGAL	214,002	0	214,002	0.00
03-713374-7	RICHARD FAIOLA&/OR ANNE MARIE FAIOLA	2,000,000	0	2,000,000	0.00

03-221311-5	ALFREDO M. FAJARDO	85,601	0	85,601	0.00
00-943700-6	ALICIA FAJARDO	222,727	0	222,727	0.00
03-672771-1	EDUARDO JORGE F. FAJARDO	2,000,000	0	2,000,000	0.00
03-672871-4	ELLEN F. FAJARDO	2,000,000	0	2,000,000	0.00
03-672671-9	EMMANUEL JORGE F. FAJARDO	2,000,000	0	2,000,000	0.00
00-943900-1	ERNESTO FAJARDO	895,889	0	895,889	0.00
00-944100-5	MINERVA R. FAJARDO	42,800	0	42,800	0.00
00-944200-8	ROMEO A. FAJARDO	403,180	0	403,180	0.00
00-944400-3	TERESITA FAJARDO	25,678	0	25,678	0.00
00-944500-6	VIRGILIO A. FAJARDO	385,205	0	385,205	0.00
00-944700-1	AIDA FALCIS	171,202	0	171,202	0.00
03-506639-2	IRVING D. FALEK	537,588	0	537,588	0.00
00-944900-7	ISIDORE FALEK&/OR IRENE FALEK	4,031,814	0	4,031,814	0.00
00-945300-6	ISIDORE FALEK&/OR IRVING FALEK	4,569,404	0	4,569,404	0.00
00-945200-3	ISIDORE FALEK&/OR RUTH ROSE FALEK	24,190,912	0	24,190,912	0.01
03-506439-7	RUTH R. FALEK	537,588	0	537,588	0.00
00-945500-1	DAVID FALK	428,006	0	428,006	0.00
00-945600-4	VICTORIA D. FALLARME	577,823	0	577,823	0.00
00-945700-7	JOSE G. FALLER	256,803	0	256,803	0.00
00-945900-2	ROSARIO M FALSIS	133,325	0	133,325	0.00
00-946500-7	EDITA FANEGA	64,200	0	64,200	0.00
00-946700-2	JOCELYN MIJARO FANER	42,607	150,000	192,607	0.00
00-947200-4	PILAR FANGONIL	102,724	0	102,724	0.00
00-947300-7	URSULA FANGONIL	262,405	80,000	342,405	0.00
00-947500-2	JAIME L. FANLO	1,669,258	0	1,669,258	0.00
00-949700-9	EMILIA Y. FARGAS	42,800	0	42,800	0.00
00-949900-4	ANDY FARO & CLARA FARO J	135,501	0	135,501	0.00
00-950000-1	DICK FARRALES	713,020	249,993	963,013	0.00
00-950800-3	RAYMUNDA FAUSTINA	85,601	0	85,601	0.00
00-950600-8	LEONARDO B. FAUSTINO	342,405	0	342,405	0.00
00-950900-6	TEODORA C. FAUSTINO	513,607	0	513,607	0.00
00-951000-7	TIMOTEO G. FAUSTINO	501,729	0	501,729	0.00
00-951300-5	VIOLETA P. FAUSTINO	684,810	0	684,810	0.00
00-951800-9	ALICE FAVILA	93,103	0	93,103	0.00
00-952200-8	BELÉN FAVIS	64,200	0	64,200	0.00
00-952400-3	CATALINA FAVIS&/OR ISIDRO FAVIS	214,002	0	214,002	0.00
00-952500-6	ISIDRO FAVIS&/OR CATALINA FAVIS	449,406	0	449,406	0.00
00-971600-5	ADEL D. FELICIANO	2,140,033	0	2,140,033	0.00
00-971700-8	EDGAR M. FELICIANO&/OR MYRNA FELICIANO	0	949,976	949,976	0.00
00-972000-4	GLORIA M. FELICIANO	385,205	0	385,205	0.00
00-972100-7	JOSE C. FELICIANO&/OR PONCIANA M. FELICIANO	984,418	0	984,418	0.00
00-972500-8	LOURDES A. FELICIANO	21,400	0	21,400	0.00
00-972300-2	LUZ M. FELICIANO	513,607	0	513,607	0.00
00-972700-3	MA. LUISA L. FELICIANO	542,009	100,000	642,009	0.00
00-973200-5	MARTIN FELICIDARIO	35,647	0	35,647	0.00
00-971300-7	CITA G FELICIO	117,123	0	117,123	0.00
00-973600-6	BENJAMIN H. FELIPE	1,113,652	0	1,113,652	0.00
00-973900-4	SALVADOR H. FELIPE	642,009	0	642,009	0.00
03-487730-2	CHING PO FELIX	1,090,211	0	1,090,211	0.00
00-974100-8	DIANA FELIX	85,601	0	85,601	0.00
00-975300-9	RAMONA C. FELIX	99,707	0	99,707	0.00
00-975500-4	REYNALDO H. FELIX	42,800	0	42,800	0.00
01-350500-8	HUANG FEN NIANG	3,794,069	700,000	4,494,069	0.00
00-975600-7	KIMPING FENIX	171,202	0	171,202	0.00
00-975800-2	PABLO FENIX	214,003	0	214,003	0.00
00-975900-5	EVELINA FENSTAD	299,604	0	299,604	0.00
03-249917-6	THOMAS FENZ	362,870	0	362,870	0.00
00-976000-6	CARMENCITA S. FERANIL	42,800	0	42,800	0.00
00-976200-1	CONCEPCION A. FERIA	124,996	0	124,996	0.00
00-976300-4	ESTANISLAO FERIA	214,002	0	214,002	0.00
00-976400-7	FRANCISCO FERIA	47,340	0	47,340	0.00
00-977100-4	NORMA FERIA	53,500	0	53,500	0.00
00-977800-3	DELIA P. FERMIN	214,002	0	214,002	0.00
00-977900-6	PEDRO S. FERMIN	128,398	0	128,398	0.00
00-978000-7	EUNICE M. FERMINDOZA	119,649	89,998	209,647	0.00
00-978200-2	RAMON B. FERNAN	64,193	0	64,193	0.00
00-981500-3	ADELINA R. FERNANDEZ	42,800	0	42,800	0.00
00-980900-9	ADOLFO R. FERNANDEZ	812,746	0	812,746	0.00
03-509439-3	ADOLFO R. FERNANDEZ	365,954	0	365,954	0.00
00-981300-8	ANGELLE FERNANDEZ	142,022	0	142,022	0.00
00-981100-2	ANTONIO FERNANDEZ	302,385	0	302,385	0.00
00-978400-8	ANTONIO A. FERNANDEZ	428,006	0	428,006	0.00
00-980800-6	ARIEL FERNANDEZ	11,438	0	11,438	0.00
00-981700-9	BONIFACIO P. FERNANDEZ	5,375,893	0	5,375,893	0.00
00-982800-7	CARLOS P. FERNANDEZ	856,013	0	856,013	0.00
00-982100-8	CELIA H. FERNANDEZ	107,001	0	107,001	0.00
00-983200-6	DONG FERNANDEZ	28,529	0	28,529	0.00
00-983300-9	DULCE L. FERNANDEZ	160,501	0	160,501	0.00
00-983400-1	EDILBERTO C. FERNANDEZ	1,070,015	0	1,070,015	0.00

03-301324-6	ETHELWOLDO E. FERNANDEZ	604,787	0	604,787	0.00
03-385427-2	FE A. FERNANDEZ	1,000,000	0	1,000,000	0.00
00-983500-4	FE V. FERNANDEZ	18,650,869	0	18,650,869	0.01
00-983600-7	FEDERICO M. FERNANDEZ	214,002	0	214,002	0.00
00-983800-2	FRANCISCO A. FERNANDEZ	520,176	0	520,176	0.00
00-983900-5	FRANCISCO I. FERNANDEZ	108,401	20,000	128,401	0.00
00-985000-1	JIMMY FERNANDEZ	428,006	0	428,006	0.00
00-984100-9	JOHN FERNANDEZ	149,801	0	149,801	0.00
00-984200-1	JOSE J FERNANDEZ	38,504	0	38,504	0.00
00-984600-2	JOSE J FERNANDEZ	25,681	0	25,681	0.00
00-984700-5	JOSE P. FERNANDEZ&/OR HERMINIA G. FERNANDEZ	428,006	0	428,006	0.00
00-986400-8	LEANDRO B. FERNANDEZ	755,962	0	755,962	0.00
00-986600-3	LEONILLO M. FERNANDEZ	42,800	0	42,800	0.00
00-985900-6	LOURDES ALUNAN FERNANDEZ	813,222	0	813,222	0.00
00-985800-3	LOURDES DE FERNANDEZ	442,009	0	442,009	0.00
00-985600-8	LUTH FERNANDEZ	256,803	0	256,803	0.00
00-986900-1	MANUEL C FERNANDEZ	64,202	0	64,202	0.00
00-986700-6	MARIA V. FERNANDEZ	642,009	0	642,009	0.00
00-986800-9	MIGUEL FERNANDEZ	1,084,019	200,000	1,284,019	0.00
00-987600-9	OSCAR FERNANDEZ	856,013	0	856,013	0.00
00-987700-1	PEDRO R. FERNANDEZ	121,011	50,000	171,011	0.00
03-166603-2	SONIA FERNANDEZ	8,554	0	8,554	0.00
00-988400-9	STEVEN FERNANDEZ	1,284,035	0	1,284,035	0.00
00-988600-4	TONY FERNANDEZ	85,601	0	85,601	0.00
03-658771-2	TRINIDAD G. FERNANDEZ	513,602	0	513,602	0.00
00-978900-1	CECILIA A. FERNANDO	38,518	0	38,518	0.00
00-978700-6	CONNIE FERNANDO	96,303	0	96,303	0.00
00-978800-9	CONNIE FERNANDO	34,221	0	34,221	0.00
00-979000-2	CONSOLACION S. FERNANDO	192,601	0	192,601	0.00
00-979400-3	ENRIQUE M. FERNANDO	11,204,612	0	11,204,612	0.01
03-329824-5	LEONARDO FERNANDO&/OR MARIVIC PALECPEC FERNANDO	133,332	0	133,332	0.00
00-979700-1	MAE C. FERNANDO	456,538	0	456,538	0.00
00-979800-4	MARCUS I FERNANDO	3,852,156	0	3,852,156	0.00
01-922400-4	MICLAT FERNANDO	8,958	0	8,958	0.00
00-979900-7	PETRONILO C FERNANDO	32,097	0	32,097	0.00
00-980500-8	RICARDO E. FERNANDO	2,198,235	0	2,198,235	0.00
00-980000-4	ROSETTE M FERNANDO	214,002	0	214,002	0.00
00-993200-7	HAROLD FERREIRA	42,800	0	42,800	0.00
00-993600-8	MAGDALENE RITA FERREIRA	34,240	0	34,240	0.00
03-783574-9	CORAZON VILLENA FERREOL	131,202	0	131,202	0.00
00-993100-4	MIGUEL V. FERREOL	40,000	0	40,000	0.00
00-989800-5	DOROTHY EMMA C FERRER	54,200	10,000	64,200	0.00
00-989900-8	ELIZABETH FERRER	54,239	0	54,239	0.00
00-990300-3	INOCENCIO V. FERRER	214,002	0	214,002	0.00
00-991100-3	JONABE S FERRER	5,674,821	0	5,674,821	0.00
00-992100-9	KARL MARK C FERRER	54,200	10,000	64,200	0.00
00-992200-1	LUIS S. FERRER	85,601	0	85,601	0.00
00-992400-7	MACARIO FERRER	42,800	0	42,800	0.00
00-992300-4	MARINA M. FERRER	642,009	0	642,009	0.00
03-562239-5	PHILIP FERRER&/OR LOUISE PADILLA	100,000	0	100,000	0.00
03-667771-8	ROSENDO N. FERRER	1,369,654	0	1,369,654	0.00
00-992600-2	RUBEN FERRER&/OR JOSE N. GALING	824,337	0	824,337	0.00
03-269619-6	SR. CONSUELO FERRER	128,405	0	128,405	0.00
00-992800-8	TEODORO FERRER	107,001	0	107,001	0.00
00-993000-1	TEODORO FERRER	1,247,176	0	1,247,176	0.00
00-992700-5	THELMA SALAZAR FERRER	102,719	0	102,719	0.00
00-989700-2	ARSENIO R. FERRER JR.	4,280,066	0	4,280,066	0.00
00-990000-5	FLORESTES FERRER JR.	56,290	0	56,290	0.00
03-266119-6	TERESITA L. FERRERAS	28,405	0	28,405	0.00
03-326924-1	RODOLFO FERRIOLS	85,575	0	85,575	0.00
00-993800-3	V. G. FERRIOLS	616,663	0	616,663	0.00
00-994200-2	CAPT. JOSE FESTEJO	3,005,603	0	3,005,603	0.00
00-994000-7	CHARITO E. FESTEJO	702,601	0	702,601	0.00
00-995000-2	OLIVER FIDEL	214,002	0	214,002	0.00
00-995600-9	ROBERTO FIDELINO	1,312,026	400,000	1,712,026	0.00
00-995700-1	GREGORIO B. FIDER	68,479	0	68,479	0.00
03-744774-6	CIPRIANO FIGUERAS	94,681	0	94,681	0.00
00-996200-3	INCENCIO FIGUEROA	642,009	0	642,009	0.00
00-996300-6	JESUS M. FIGUEROA	85,601	0	85,601	0.00
00-996600-4	ROY A. FILBERTMRS. E. JEANETTE FILBERT JTWROS	42,800	0	42,800	0.00
00-998200-4	MARGARITA FINONES	171,202	0	171,202	0.00
03-462430-5	MANUEL FIRAZA&/OR MARCELINA FIRAZA	256,810	0	256,810	0.00
00-998500-2	FREDESIVINDA M. FIRME	200,000	0	200,000	0.00
01-000800-6	ALEX J. FISHBEINAND ETHEL FISHBEIN JT/WROS	428,006	0	428,006	0.00
01-000900-9	AUDREY L FLEIG	214,002	0	214,002	0.00
01-001100-2	FRED FLETCHER	1,840,431	0	1,840,431	0.00
01-001200-5	FREDERICK FLETCHER ESQ	428,006	0	428,006	0.00
01-001300-8	ANTONIO O. FLOIRENDO	0	35,249,118	35,249,118	0.02
01-001500-3	MARGIE MORAN FLOIRENDO	85,601	0	85,601	0.00

01-001700-9	CAROLINA P. FLOOD	214,002	0	214,002	0.00
01-001800-1	ANTHONY DE LA FLOR	85,601	0	85,601	0.00
01-001900-4	BENJAMIN J. FLOR	228,267	0	228,267	0.00
01-002000-5	LILIAN F. FLOR	1,689,277	0	1,689,277	0.00
01-002100-8	ROSALINA TOMAS FLOR	20,067	0	20,067	0.00
01-002500-9	JAIME A. FLORCRUZ&/OR ANA Z. SEGOVIA	98,440	0	98,440	0.00
01-002600-1	LENI FLORCRUZ	54,239	0	54,239	0.00
01-009800-5	LINA C. FLORENCIO&/OR SONIA E. DE GUZMAN	42,800	0	42,800	0.00
01-008300-6	ADELINA FLORENDO	128,398	0	128,398	0.00
01-008700-7	CRESENCIA C. FLORENDO	192,602	0	192,602	0.00
01-009000-3	ESPERANZA A. FLORENDO	101,859	0	101,859	0.00
01-009100-6	GLORIA FLORENDO	428,006	0	428,006	0.00
01-009400-4	OSCAR FLORENDO	33,500	20,000	53,500	0.00
01-009500-7	REMEDIOS A. FLORENDO	28,405	0	28,405	0.00
03-177105-1	VICTORIA FLORENDO	322,549	0	322,549	0.00
01-010000-5	ANDREW V. FLORENTINO	190,138	66,665	256,803	0.00
01-010400-6	ERLINDA FLORENTINO	214,002	0	214,002	0.00
01-010500-9	GELACIO GIL FLORENTINO	1,670,478	0	1,670,478	0.00
01-010600-1	PRESCILLA M. FLORENTINO	256,803	0	256,803	0.00
01-010700-4	SOTERO FLORENTINO	642,009	0	642,009	0.00
01-003200-6	ALBERTO D FLORES	642,009	0	642,009	0.00
01-002700-4	ALFONSO FLORES	85,601	0	85,601	0.00
01-003500-4	AUGUSTO S. FLORES	428,006	0	428,006	0.00
01-003800-2	BENJAMIN T. FLORES	2,140,033	0	2,140,033	0.00
01-004000-6	CESAR FLORES	96,300	0	96,300	0.00
01-004100-9	CHONA FLORES	1,643,749	0	1,643,749	0.00
01-004200-1	CLARITA FLORES	107,001	0	107,001	0.00
01-004300-4	CYNTHIA FLORES	228,267	0	228,267	0.00
01-005100-4	ELENITA FLORES	171,202	0	171,202	0.00
01-005200-7	ENRIQUE E. FLORES	1,712,026	0	1,712,026	0.00
01-005600-8	J. F. FLORES	963,013	0	963,013	0.00
01-005500-5	J. MA. FLORES	2,927,561	0	2,927,561	0.00
03-202208-7	JEANETTE P. FLORES	200,000	0	200,000	0.00
01-006000-7	JIMMY FLORES	7,455,493	0	7,455,493	0.00
01-006200-2	JOAQUIN FLORES	676,248	0	676,248	0.00
03-633871-6	JOSE T. FLORES	2,000,000	0	2,000,000	0.00
01-006300-5	MARIA FLORES	3,539,826	0	3,539,826	0.00
01-006900-1	MIGUELA B. FLORES	321,004	0	321,004	0.00
01-007400-3	PAUL PETER FLORES	898,384	100,000	998,384	0.00
01-007500-6	QUE KEE VDA. DE FLORES	6,280,449	0	6,280,449	0.00
01-007600-9	TERESA N. FLORES	1,284,019	0	1,284,019	0.00
01-007900-7	TERESITA N. FLORES	428,006	0	428,006	0.00
01-008000-8	WALDO Q. FLORES	762,948	0	762,948	0.00
03-771874-5	JAIME MA. F. FLORES II	12,650,821	0	12,650,821	0.01
01-004600-2	CATALINO FLORES JR.	149,800	0	149,800	0.00
01-005800-3	JOSE T. FLORES JR.	50,122	0	50,122	0.00
01-006700-6	MANUEL L. FLORES JR.	9,054	0	9,054	0.00
01-010800-7	ABDON C. FLORITA	428,006	0	428,006	0.00
01-011100-3	ERNESTO L. FLORO	4,280,066	0	4,280,066	0.00
03-184406-2	SAMUEL C. FLORO	7,989,322	0	7,989,322	0.00
03-161303-7	VALERIANO L. FLORO	1,411,172	0	1,411,172	0.00
01-011600-7	APOLONIA FOJAS	42,800	0	42,800	0.00
01-011800-2	CECILIA E. FOJAS	42,800	0	42,800	0.00
01-012000-6	MARCELINO FOJAS	481,505	0	481,505	0.00
01-012200-1	AMPARO S. FOLLOSCO	200,000	0	200,000	0.00
01-012300-4	CESERINO FOLLOSCO	1,712,026	0	1,712,026	0.00
01-012600-2	ELENA J. FOLLOSCO	18,463	65,000	83,463	0.00
01-013100-4	LAWAG J. FONACIER	256,803	0	256,803	0.00
03-318924-1	JIM G. FONDEVILLA	28,405	0	28,405	0.00
01-014400-8	MARGARET FONG	2,355,871	0	2,355,871	0.00
01-014300-5	MANUEL FONG JR.	1,177,924	0	1,177,924	0.00
01-015100-5	BONIFACIO J. FONTANILLA	656,013	0	656,013	0.00
01-015200-8	THELMA S. FONTANILLA	428,006	0	428,006	0.00
01-015400-3	NARCISO FONTECHO JR.	137,388	0	137,388	0.00
01-015800-4	MARIANO FOO	5,677	0	5,677	0.00
01-528900-3	KWAN FOOK KOW&/OR MRS. PO-KOW, CHAN KWAN	1,994,933	0	1,994,933	0.00
03-395129-1	LOUISE S. FORBES	235,000	0	235,000	0.00
01-015900-7	CATHERINE FRANCES FORD	45,654	0	45,654	0.00
01-016000-8	MARIA C. FORD	28,534	0	28,534	0.00
01-016200-3	PATRICK J.R. FORD	36,134	6,667	42,801	0.00
01-016300-6	THOMAS J. FORD JR.	45,654	0	45,654	0.00
01-016400-9	FERNANDO G. FORES	53,500	0	53,500	0.00
01-016600-4	NOEL G. FORES	10,698	0	10,698	0.00
01-017200-9	DALIA B. FORMICA	428,006	0	428,006	0.00
03-136000-9	CELIA A. FORMOSO	466,650	0	466,650	0.00
01-017400-4	JUAN D. FORNOLES	428,006	0	428,006	0.00
01-017500-7	WILHELMINA F. FORONDA	271,004	50,000	321,004	0.00
01-017700-2	PENELOPE ANN FORRESTER	214,002	0	214,002	0.00
01-018700-8	NYMIA M. FORTUNO	18,600	0	18,600	0.00

01-019500-8	MARK FOURNIER	2,687,878	0	2,687,878	0.00
01-019700-3	JOSEFINA FOZ	6,178	0	6,178	0.00
01-020200-1	MANUEL B. FRAGANTE	1,136,208	4,000,000	5,136,208	0.00
01-020400-7	ANTONIO FRAN	439,640	0	439,640	0.00
01-020600-2	DAVID FRAN	64,200	0	64,200	0.00
01-020700-5	DAVID FRAN&/OR MARY EVELYN	128,401	0	128,401	0.00
01-020800-8	GRACE MARY FRAN&/OR JEANNE	64,200	0	64,200	0.00
01-021000-1	JESUS FRAN	449,406	0	449,406	0.00
01-021100-4	JESUS C. M. FRAN&/OR MARY EVELYN FRAN	385,205	0	385,205	0.00
01-021400-2	LUIS FRAN	128,401	0	128,401	0.00
01-021500-5	MARY EVELYN FRAN/DAVID FRAN JEANNE JUANITA FRAN	513,607	0	513,607	0.00
01-022000-7	TEOFILO FRAN	128,401	0	128,401	0.00
01-021800-3	TERESA FRAN	40,000	0	40,000	0.00
01-021600-8	TERESA FRAN&/OR JESUS FRAN	1,605,023	0	1,605,023	0.00
01-023800-4	ROSALIE FRANCHE	5,681	20,000	25,681	0.00
01-024200-3	ANGELICA FRANCISCO	428,006	0	428,006	0.00
01-024000-8	ARISTEO C. FRANCISCO	770,411	0	770,411	0.00
01-023900-7	ARSENIO FRANCISCO	667	0	667	0.00
01-024500-1	EXEQUIEL FRANCISCO	4,838,179	0	4,838,179	0.00
01-025200-9	GIANNINA I. FRANCISCO	313,033	249,993	563,026	0.00
01-025000-3	GLORIA C. FRANCISCO	684,809	0	684,809	0.00
01-025400-4	JUANITO S. FRANCISCO	45,653	0	45,653	0.00
03-430529-1	LEOPOLDO FRANCISCO&/OR PATROCINIO FRANCISCO	133,332	0	133,332	0.00
01-025700-2	LORENZA M. FRANCISCO	250,000	0	250,000	0.00
01-026100-1	MYRNA TOMASA M FRANCISCO	14,202	50,000	64,202	0.00
01-026200-4	NATIVIDAD LOPEZ FRANCISCO	1,348,219	0	1,348,219	0.00
01-027100-7	REMEDIOS N. FRANCISCO	645,715	0	645,715	0.00
01-026900-3	ROMEO M. FRANCISCO	236,442	0	236,442	0.00
01-026300-7	RUBEN C FRANCISCO	1,701,942	0	1,701,942	0.00
01-027400-5	VALENTIN A. FRANCISCO	642,009	0	642,009	0.00
01-027500-8	VIRGINIA B. FRANCISCO	128,401	0	128,401	0.00
01-027700-3	WILLIAM A. FRANCISCO	216,803	40,000	256,803	0.00
01-022400-8	AGUEDA C. FRANCO	20,000	0	20,000	0.00
01-022800-9	CECILIA FRANCO	1,370,808	0	1,370,808	0.00
01-022900-1	DULCISIMO A. FRANCO	107,001	0	107,001	0.00
01-023100-5	JOSE FRANCO	42,801	0	42,801	0.00
01-023400-3	JOSE A. FRANCO	497,351	0	497,351	0.00
01-023500-6	LUCIA P. FRANCO	428,006	0	428,006	0.00
01-023600-9	SERAFIN S. FRANCO	1,160,582	0	1,160,582	0.00
01-027900-9	MARIO FRANI	124,114	0	124,114	0.00
01-080200-7	ENRIQUE FRESCO	211,530	0	211,530	0.00
01-080800-3	AMBROSIO A. FRIAS	883,443	0	883,443	0.00
01-080600-8	ARSENIO N. FRIAS	224,702	0	224,702	0.00
01-080900-6	GERALD I. FRIEDMAN	428,006	0	428,006	0.00
01-081000-7	NILO FRIVALDO	856,013	0	856,013	0.00
03-752874-9	STEPHEN PORTER FROST	806,359	0	806,359	0.00
01-081400-8	WALTER JARED FROST	428,006	0	428,006	0.00
01-081700-6	OFELIA S. FRUCTUOSO	42,800	0	42,800	0.00
01-081800-9	NATHANIEL N. FRUMESAND IDA S. FRUMES JT/WRDS	428,006	0	428,006	0.00
01-082000-2	RICHARD K. FUCHINOAND MAE A. FUCHINO JT/WROS	856,013	0	856,013	0.00
01-082600-9	ATTY. JOSE DELA FUENTE	214,002	0	214,002	0.00
01-082400-3	HECTOR DELA FUENTE	21,400	0	21,400	0.00
01-083000-8	VALENTIN DE LA FUENTE	700,000	0	700,000	0.00
01-083200-3	ANTONIO M. FUENTES	142,667	0	142,667	0.00
03-513539-4	AVELINA V FUENTES	2,140,033	0	2,140,033	0.00
01-083900-2	ADELIA B. FUGOSO	685,511	0	685,511	0.00
01-084400-4	RODOLFO B. FUGOSO	390,323	0	390,323	0.00
01-084500-7	VALERIANO FUGOSO JR.	243,963	0	243,963	0.00
03-257419-9	VALERIANO B. FUGOSO,	793,681	0	793,681	0.00
01-084800-5	JESUSA M. FUGRAD	136,960	0	136,960	0.00
01-084700-2	FELIX FUGRAD JR.	856,013	0	856,013	0.00
03-570242-4	ERLINDA C. FULE	1,800,000	0	1,800,000	0.00
01-085000-9	HECTOR C. FULE	171,164	0	171,164	0.00
03-224612-8	TOMAS FUNG	580,356	0	580,356	0.00
03-419529-9	MILAGROS S. FURER	54,483	0	54,483	0.00
01-086800-6	OLE HANS GAARDER	5,136,079	0	5,136,079	0.00
01-086900-9	OLE M. GAARDER	856,013	0	856,013	0.00
01-087100-2	LEONARDO M. GABA IV	54,239	0	54,239	0.00
01-088000-5	ANTHONY G. GABARDA&/OR GUILLERMO GABARDA	96,300	0	96,300	0.00
01-088300-3	JAIME G. GABARDA&/OR GUILLERMO GABARDA	96,300	0	96,300	0.00
01-088400-6	JOSEPH G. GABARDA&/OR GUILLERMO GABARDA	96,300	0	96,300	0.00
01-088500-9	MELINDA G. GABARDA&/OR GUILLERMO GABARDA	96,300	0	96,300	0.00
01-089300-9	ANGELINA L. GABRIEL	216,803	40,000	256,803	0.00
01-089400-1	CONCEPCION R. GABRIEL	12,839	0	12,839	0.00
01-089600-7	DIONISIA P. SAN GABRIEL	428,006	0	428,006	0.00
01-090000-2	JOSE A. SAN GABRIEL	1,527,901	0	1,527,901	0.00
01-090100-5	JUAN B. GABRIEL	142,022	0	142,022	0.00
01-090400-3	LUIS B. GABRIEL	170,876	20,000	190,876	0.00
01-090500-6	NESTOR S. GABRIEL	216,803	40,000	256,803	0.00

03-557839-8	PILAR C. GABRIEL	749,981	0	749,981	0.00
01-089800-2	EDUARDO P. GABRIEL JR.	1,007,954	0	1,007,954	0.00
01-090200-8	JACINTO B. GABRIEL, JR.	42,800	0	42,800	0.00
01-091500-1	HONESTO GACUSAN	359,290	179,996	539,286	0.00
01-091600-4	ANGELITA ALBERTO GACUTAN	428,006	0	428,006	0.00
01-091700-7	BIENVENIDO S. GADDI	684,809	0	684,809	0.00
01-091900-2	FERNANDO GADDI	958,724	0	958,724	0.00
03-360924-2	LEMELYN MAGUIGAD GADDI	102,724	0	102,724	0.00
03-592345-4	RAMON A. GADDI&/OR LEILA TAQUEBAN-GADDI	266,662	0	266,662	0.00
01-092100-6	RUBEN S. GADDI	375,347	0	375,347	0.00
01-092300-1	JUAN F GADI JR&/OR ANTONIA M. GADI	12,722	0	12,722	0.00
03-666871-5	SUSANITA Q. GADOR	256,810	0	256,810	0.00
01-092500-7	WILFREDO H. GAELA	171,202	0	171,202	0.00
01-092900-8	DIONISIO GAERLAN	256,803	0	256,803	0.00
03-783074-5	MARILEN G. GAERLAN	17,120	0	17,120	0.00
01-093700-8	MELQUIADES GAERLAN	254	0	254	0.00
03-305624-6	TEDDY GAERLAN	72,227	0	72,227	0.00
01-094000-4	ALEJANDRO S. GAERLAND	171,202	0	171,202	0.00
01-094100-7	ROSARIO B GAERLAND	42,800	0	42,800	0.00
01-094300-2	PABLO GAFFUD JR	128,401	0	128,401	0.00
01-477400-7	JOHN GAGLIANO& LUCY GAGLIANO	428,006	0	428,006	0.00
01-094700-3	JACK GAISANO	40,763,734	0	40,763,734	0.02
01-094900-9	JACK GAISANO	7,223,887	0	7,223,887	0.00
01-094800-6	JACK J. GAISANO	243,069	0	243,069	0.00
01-095100-2	VIRGINIA UY GAISANO	1,312,474	0	1,312,474	0.00
01-095700-9	RUPERTO C. GAITE	6,420,099	0	6,420,099	0.00
01-095800-1	GONZALO S. GAJUDO	1,998,367	0	1,998,367	0.00
03-625068-5	JOCELYN M. GAJUDO	6,032,637	0	6,032,637	0.00
01-098000-6	ROSAMINDA F. GALANG	17,825	6,250	24,075	0.00
01-097500-4	JOSE L. GALANG (DECEASED)	542,009	100,000	642,009	0.00
01-096600-1	CAYETANO M. GALANG JR.	21,400	0	21,400	0.00
01-097600-7	JACINTO A. GALANG JR.	599,209	0	599,209	0.00
01-097200-6	ERNESTO GALANO	67,196	0	67,196	0.00
01-098300-4	KAMARIAH M. GALANTER	706,228	0	706,228	0.00
03-265719-7	KAMARIAH MAWI GALANTER	203,297	0	203,297	0.00
01-098200-1	SALVACIO GELENDREZ S. GALANZA	85,601	0	85,601	0.00
01-098400-7	AVELINO T. GALIAN	334,089	0	334,089	0.00
03-501939-3	MSGR. DOMINADOR D. GALICIA	66,666	0	66,666	0.00
01-098600-2	ALEJANDRO GALIDO	470,806	0	470,806	0.00
01-098700-5	NENITA D. GALIDO	214,002	0	214,002	0.00
01-098800-8	OSCAR GALIGO	21,400	0	21,400	0.00
01-099000-1	GODOFREDO R. GALINDEZ JR.	821,764	0	821,764	0.00
01-099100-4	RICARDO GALLAGA L.&/OR CECILIA E. GALLAGA	85,601	0	85,601	0.00
01-099200-7	AMADEO GALLARDO	1,084,019	200,000	1,284,019	0.00
03-218610-2	MA. THERESA SISON GALLARDO	142,026	0	142,026	0.00
01-099400-2	AMADEO GALLARDO JR	4,336,079	800,000	5,136,079	0.00
01-100100-9	BERNARDO J. GALLEGO	214,002	0	214,002	0.00
01-100200-1	ENCARNACION J. GALLEGO	64,200	0	64,200	0.00
01-100700-5	TEODORO O GALLINERO	645,087	0	645,087	0.00
01-100800-8	DR. ROGELIO C. GALLO	214,002	0	214,002	0.00
01-101000-1	ROGELIO C. GALLO&/OR CYNTHIA A. GALLO	128,401	0	128,401	0.00
01-101100-4	DINO GALURA	15,727	0	15,727	0.00
03-381327-8	CARLOS E. GALVADORES	128,405	0	128,405	0.00
01-101400-2	FELIPE A. GALVE	128,401	0	128,401	0.00
01-101600-8	ELOISA V. GALVEZ	456,538	0	456,538	0.00
03-742774-5	MARY CATHERINE DE LEON GALVEZ	1,828,523	0	1,828,523	0.00
01-102600-3	ROSARIO E. GALVEZ	42,800	0	42,800	0.00
01-102700-6	PAULINO G. GALZOTE&/OR PAULA S. GALZOTE	85,601	0	85,601	0.00
01-103200-8	CESAR GAMBOA	214,002	0	214,002	0.00
03-365324-3	EDUARDO J. GAMBOA	215,032	0	215,032	0.00
03-365124-8	FRANCISCO J. GAMBOA	215,032	0	215,032	0.00
03-213110-1	MA. ALICIA G. GAMBOA	227,234	0	227,234	0.00
03-546539-3	PURITA GAMBOA	9,439,741	0	9,439,741	0.00
03-444330-1	RENATO GAMBOA	2,136,919	0	2,136,919	0.00
01-104700-7	TEOFILO L. GAMBOA	1,630,689	0	1,630,689	0.00
03-365524-9	TERESITA J. GAMBOA	83,318	0	83,318	0.00
01-104600-4	SALVADOR M. GAMBOA JR.	42,800	0	42,800	0.00
03-226912-7	MELQUIADES GAMBOA, JR.	78,069	0	78,069	0.00
01-105200-9	CESAR L. GAMELO	128,401	0	128,401	0.00
03-716574-9	VICENTE GAMO&/OR ESTRELLA GAMO	100,797	0	100,797	0.00
01-106000-9	BENITO GAN	513,605	0	513,605	0.00
01-106100-1	BENJAMIN GAN	626,067	699,987	1,326,054	0.00
01-106600-5	CHARLES GAN	139,416	0	139,416	0.00
03-472330-3	EVERDINA GAN	56,747	0	56,747	0.00
03-551839-5	JOSEPHINE N. GAN	47,884	0	47,884	0.00
01-107800-6	MILTON Y. GAN	85,597	0	85,597	0.00
03-785174-9	RICHARD OLIVER GAN	2,739,309	0	2,739,309	0.00
03-428129-3	SIN BEN GAN	642,026	0	642,026	0.00
01-107700-3	MINA GAN,	12,808	0	12,808	0.00

01-108800-1	CLARA MA. A. GANA	768,480	0	768,480	0.00
01-108900-4	RAMON A. GANA	11,110	0	11,110	0.00
01-109100-8	TELESFORO L. GANA	1,994,164	2,499,937	4,494,101	0.00
03-213210-4	TELESFORO E. GANA, JR.	1,027,209	0	1,027,209	0.00
03-213310-7	TELESFORO E. GANA, JR. IN TRUST FOR MIGUEL C. GANA	2,311,261	0	2,311,261	0.00
01-109400-6	INOCENCIO N. GANDELA	12,837	0	12,837	0.00
01-109500-9	ROGELIO I. GANDIONCO	779,531	0	779,531	0.00
01-109600-1	SHIRLEY PUA GANIPAN	719,069	0	719,069	0.00
01-109800-7	AVELINO GANTIOQUI	128,388	0	128,388	0.00
01-110200-2	JOSE R. GAPAS	428,006	0	428,006	0.00
03-168003-7	MARY ANN L. GAPASIN&/OR RENAN L. GAPASIN	163,449	0	163,449	0.00
01-110600-3	ROLANDO C. GAPUD	163	0	163	0.00
01-110700-6	DIVINA C. GAPULTOS	85,601	0	85,601	0.00
03-499730-4	JOSE GAPUZ, JR.	2,227,366	0	2,227,366	0.00
01-111000-2	DAVID GARCELLANO	301,316	0	301,316	0.00
01-111100-5	REYNALDO L. GARCELLANO	556,825	0	556,825	0.00
01-112500-1	ADELAIDA S. GARCIA	67,196	0	67,196	0.00
01-112300-6	ALFREDO T. GARCIA	171,202	0	171,202	0.00
01-112400-9	ALFREDO T. GARCIA	85,601	0	85,601	0.00
01-111500-6	AMELIA GARCIA	428,006	0	428,006	0.00
01-111700-1	ANTONIO GARCIA&/OR DIANA CHAN	1,284,019	0	1,284,019	0.00
01-111800-4	ANTONIO GARCIA&/OR MILLIE L. GARCIA	85,601	0	85,601	0.00
01-111900-7	ANTONIO M. GARCIA	128,401	0	128,401	0.00
03-148503-9	AUDREY M. GARCIA	38,521	0	38,521	0.00
01-113100-6	CARLOS L. GARCIA	256,803	0	256,803	0.00
03-379426-5	CEFERINO GARCIA	128,405	0	128,405	0.00
01-113200-9	CHARITY GARCIA	85,601	0	85,601	0.00
03-474230-1	CORAZON M. GARCIA	806,383	0	806,383	0.00
01-113400-4	DOLORES G. GARCIA	273,523	49,998	323,521	0.00
01-114700-8	EDUARDO A GARCIA	181,084	0	181,084	0.00
01-114000-9	ELENA E. GARCIA	611,157	0	611,157	0.00
01-114600-5	ELISEO R. GARCIA&/OR DOLORES S. GARCIA	1,284,019	0	1,284,019	0.00
01-114100-1	ESTER T. GARCIA	228,267	0	228,267	0.00
01-114500-2	ESTHER GARCIA	14,281	0	14,281	0.00
01-113800-5	ETHEL L GARCIA	342,405	0	342,405	0.00
01-114900-3	EZEQUIEL B GARCIA	8,687,873	0	8,687,873	0.00
01-115000-4	FE J. GARCIA	428,006	0	428,006	0.00
01-115800-6	FLORDELIZA Y. GARCIA	321,004	0	321,004	0.00
01-115700-3	FLORENTINO GARCIA	428,006	0	428,006	0.00
01-115400-5	FRANCISCA GARCIA	321,004	0	321,004	0.00
03-697973-2	FRANCISCO A. GARCIA	170,431	0	170,431	0.00
01-115500-8	FRANCISCO V. GARCIA	29,959	0	29,959	0.00
01-117500-9	GABRIELITO V. GARCIA	42,800	0	42,800	0.00
01-115900-9	GEORGE GARCIA	85,601	0	85,601	0.00
01-116200-5	GERARDO C. GARCIA	108,575	0	108,575	0.00
01-116100-2	GLORIA L. GARCIA	1,086,503	0	1,086,503	0.00
00-984000-6	ISABEL FERNANDEZ GARCIA	60,000	0	60,000	0.00
01-119700-5	JEFFREY GARCIA	2,700,000	0	2,700,000	0.00
03-148403-6	JENNIFER M. GARCIA	38,521	0	38,521	0.00
01-119600-2	JESSICA GARCIA	2,700,000	0	2,700,000	0.00
01-118600-7	JESUS GARCIA	1,733,309	0	1,733,309	0.00
01-118200-6	JOSE E. GARCIA	10,186,010	0	10,186,010	0.01
01-118800-2	JOSEFA S. GARCIA&/OR LUTGARDA S. GARCIA	1,027,213	0	1,027,213	0.00
01-120400-9	JOSEFINA B. GARCIA	0	100,000	100,000	0.00
01-120300-6	JOSIELYN A. GARCIA&/OR HERMINIA AGDEPPA	214,002	0	214,002	0.00
01-118400-1	JULIO GARCIA	33,332	0	33,332	0.00
01-119000-6	JUSTINA VELLEJO GARCIA	42,800	0	42,800	0.00
01-122000-9	LEONILA D. GARCIA	42,800	0	42,800	0.00
01-121800-5	LIGAYA GARCIA	428,006	0	428,006	0.00
01-122200-4	LOURDES N. GARCIA	365,950	0	365,950	0.00
01-121100-6	LUIS MA. GARCIA	8,063,635	0	8,063,635	0.00
01-124900-4	MA VICTORIA O GARCIA	84,895	0	84,895	0.00
01-124800-1	MA. VICTORIA GARCIA	428,006	0	428,006	0.00
01-124600-6	MARGARITA C. GARCIA	1,241,218	0	1,241,218	0.00
01-122700-8	MARIA A GARCIA	188,150	0	188,150	0.00
01-123900-9	MARIANO GARCIA	86,669	0	86,669	0.00
01-123800-6	MARINA M. GARCIA&/OR YOLANDA BRIONES &/OR	128,401	0	128,401	0.00
01-122600-5	MARIO GARCIA	42,800	0	42,800	0.00
01-124300-8	MAURILLO L. GARCIA	2,889,043	0	2,889,043	0.00
01-123500-8	MAXIMA C. GARCIA	1,284,019	0	1,284,019	0.00
01-124200-5	MELANIO T. GARCIA	616,325	0	616,325	0.00
01-123100-7	MIGUEL GARCIA	85,601	0	85,601	0.00
01-125400-6	NICANOR GARCIA	1,284,019	0	1,284,019	0.00
01-125000-5	NOEL T GARCIA&/OR EDUVIJES L. GARCIA	1,670,478	0	1,670,478	0.00
01-126600-7	PATRICIA R GARCIA	60,722	0	60,722	0.00
01-125800-7	PEDRO V. GARCIA	32,084	0	32,084	0.00
01-126400-1	PRECIOSA GARCIA	556,407	0	556,407	0.00
01-127300-4	RAMON R. GARCIA	271,004	50,000	321,004	0.00
01-127700-5	RENATO GARCIA	21,400	0	21,400	0.00

03-203208-2	REYNALDO P. GARCIA	1,899,432	0	1,899,432	0.00
01-128800-3	RODOLFO B. GARCIA	85,601	0	85,601	0.00
01-127000-6	ROMEO A. GARCIA	430,055	0	430,055	0.00
01-127200-1	ROMEO J. GARCIA&/OR GLORIA L. GARCIA	3,081,643	0	3,081,643	0.00
01-129000-7	SISON GARCIA	94,681	0	94,681	0.00
01-129900-1	TEODORO GARCIA	856,013	0	856,013	0.00
01-129800-9	TERESA R. DE GARCIA	284,044	200,000	484,044	0.00
01-130100-1	VICENTE GARCIA	3,847,181	0	3,847,181	0.00
01-130200-4	VICENTE GARCIA	856,013	0	856,013	0.00
01-130500-2	VICTORIA R. GARCIA	171,202	0	171,202	0.00
01-115300-2	FELIX J. GARCIA JR.	171,202	0	171,202	0.00
01-121700-2	LAURO GARCIA JR.	85,601	0	85,601	0.00
01-125600-1	NICANOR V. GARCIA JR.	42,800	0	42,800	0.00
01-127600-2	RAMIRO GARCIA JR.	361,335	66,666	428,001	0.00
01-131300-2	RICARDO R. GARCIA JR.	7	0	7	0.00
03-172803-7	CINDY GARCIA,	315,834	0	315,834	0.00
03-429229-1	ALFONSO P. GARCIA, JR.	1,211,954	0	1,211,954	0.00
03-782174-2	JUAN G. GARCIA, JR.	17,120	0	17,120	0.00
01-130700-8	ELI N. GARDINER	2,568,104	0	2,568,104	0.00
01-130900-3	DOMINADOR M. GARDUNO	428,006	0	428,006	0.00
01-131400-5	RUSTICO A. GARINGAN&/OR LOLITA M. GARINGAN	7,704,119	0	7,704,119	0.00
01-131500-8	VICTOR G. GARLITOS	100,000	0	100,000	0.00
01-131700-3	DOROTHY GARMAN&/OR CLYDE GARMAN	856,013	0	856,013	0.00
03-196308-8	MIGUEL R. GARRIDO	219,851	0	219,851	0.00
01-131800-6	CUSTODIO L. GARRIDO JR.	214,002	0	214,002	0.00
03-721274-4	FLOR M. GARROVILLO	2,150,356	0	2,150,356	0.00
01-132200-5	GRACE D. GARRUCHO	85,601	0	85,601	0.00
01-132800-1	MOSES LEVY GARSON	214,002	0	214,002	0.00
01-132900-4	ROISEN GARVEY	214,002	0	214,002	0.00
01-133000-5	ROISIN GARVEY	214,002	0	214,002	0.00
03-334024-7	TERESITA O. GARVIDA	77,043	0	77,043	0.00
01-133300-3	ELEODORO B. GASCON	214,002	0	214,002	0.00
01-133700-4	JOSE C. GASTON	963,013	0	963,013	0.00
01-134200-6	MATTHEW GASTON	406,605	0	406,605	0.00
01-134600-7	JUAN GATBONTON&/OR ESPERANZA GATBONTON	400,000	0	400,000	0.00
01-135000-6	EMMANUEL T. GATCHALIAN	3,770,886	1,322,118	5,093,004	0.00
01-135300-4	JAIME V. GATCHALIAN	2,182,833	0	2,182,833	0.00
01-135400-7	JOSE BAYANI E. GATCHALIAN	85,601	0	85,601	0.00
01-135700-5	MARIO R. GATCHALIAN	171,202	0	171,202	0.00
01-135800-8	MELINDA E. GATCHALIAN	85,601	0	85,601	0.00
03-490030-6	NORMAN GATCHALIAN	25,681	0	25,681	0.00
01-136200-7	ROBERT V. GATCHALIAN	428,006	0	428,006	0.00
01-136100-4	ROMEO A. GATCHALIAN	67,196	0	67,196	0.00
01-136500-5	NATIVIDAD G. GATDULA	299,604	0	299,604	0.00
01-136600-8	BARTOLOME GATMAITAN&/OR HONORATA GATMAITAN	342,405	0	342,405	0.00
03-206909-6	JESUS D.J. GATMAITAN	77,043	0	77,043	0.00
01-136900-6	GREGORIO G. TAN GATUE	2,375,435	0	2,375,435	0.00
01-137200-2	LUNINGNING D.TAN GATUE	42,800	0	42,800	0.00
01-137700-6	BASILISA R. GATUS	241,901	0	241,901	0.00
01-137400-8	ANTONIO R. GATUS JR&/OR MA. LINA L. ESTRADA	54,160	0	54,160	0.00
01-137600-3	ANTONIO R. GATUS JR.	65,135	0	65,135	0.00
01-134300-9	LOURDES GATUSLAO	342,405	0	342,405	0.00
01-134500-4	SERAFIN GATUSLAO	1,284,019	0	1,284,019	0.00
01-137900-1	GAU CHEE HUN	85,597	0	85,597	0.00
01-138000-2	HONORIA GAUSIN	181,901	0	181,901	0.00
01-138200-8	CARIDAD GAVINO	54,239	0	54,239	0.00
01-138500-6	JOSELITO GAVINO	169,297	0	169,297	0.00
01-138600-9	MARIO J. GAVINO	1,086,503	0	1,086,503	0.00
01-138700-1	PURITA GAVINO	64,202	0	64,202	0.00
01-138800-4	BIENVENIDA L. GAVIOLA	45,653	0	45,653	0.00
01-139200-3	LYDIA GAW	32,101	0	32,101	0.00
01-139600-4	GUILLERMO GAWILI	85,601	0	85,601	0.00
03-460730-2	ROGER GAWKI	4,300,715	0	4,300,715	0.00
01-139700-7	JUAN GAYA	85,601	0	85,601	0.00
01-139900-2	PEDRO P. GAYA	171,202	0	171,202	0.00
01-140300-8	ANN GAYLORD	856,013	0	856,013	0.00
01-140500-3	ALBERTO G. GAYOTIN	776,115	0	776,115	0.00
01-140600-6	JOSE B. GAZA	116,662	0	116,662	0.00
03-754374-6	MARIA FE SAULOG GAZA	97,340	0	97,340	0.00
01-140800-1	NIEVES G. GAZMEN	642,009	0	642,009	0.00
01-141400-6	MEDEE GEALOGO	26,749	0	26,749	0.00
01-141500-9	REMEDIOS GEALOGO	23,706	0	23,706	0.00
01-141600-1	SALUD H. GEBANA	470,806	0	470,806	0.00
01-142500-4	SOL GELENA	85,601	0	85,601	0.00
01-142600-7	SOL GELENA	171,202	0	171,202	0.00
01-142800-2	FELICITACION GELUZ	6,099,094	0	6,099,094	0.00
01-143200-1	JOSE GENATO	171,202	0	171,202	0.00
01-143300-4	JOSE GENATO JR.	85,601	0	85,601	0.00
01-144900-6	BENJAMIN GENERALA	4,991,147	1,749,956	6,741,103	0.00

03-339124-7	LITA GENILO	17,109	0	17,109	0.00
03-442529-3	HECTOR GENUINO	1,327,391	0	1,327,391	0.00
01-145700-6	AMBROSIO M. GERALDEZ	4,280,066	0	4,280,066	0.00
01-145900-1	JOSEFINA GERALDEZ	500,000	0	500,000	0.00
01-146000-2	JUAN GERENA	3,565,105	1,249,968	4,815,073	0.00
01-146200-8	ROMEO GERMAN	428,006	0	428,006	0.00
01-146400-3	JULIO B. GEROCHÉ	299,604	0	299,604	0.00
01-146500-6	ESPERANZA GERONA	164,002	0	164,002	0.00
01-146700-1	CELESTINO C. GERONIMO	192,601	0	192,601	0.00
01-147300-6	EMMA GERTES	11,438	0	11,438	0.00
01-147400-9	ARCEBIDO M. GERVACIO	642,009	0	642,009	0.00
03-720874-5	FELIX SY GESIONG	1,000,000	0	1,000,000	0.00
01-148200-9	DOLORES GICARO	233,325	0	233,325	0.00
01-148300-1	DOLORES T. GICARO	100,000	0	100,000	0.00
01-148900-8	ZENAIDA A GIMENEZ	71,335	0	71,335	0.00
01-148400-4	MINERVA A. GIMENO	2,060,847	0	2,060,847	0.00
01-149500-2	FILOMENA G. GINES	85,601	0	85,601	0.00
01-149700-8	LEONA A. GINES	85,600	0	85,600	0.00
03-692471-5	DOUGLAS A. GINTER	3,000,000	0	3,000,000	0.00
01-150100-3	ANDRES ANG BAN GIOK	428,006	0	428,006	0.00
01-508700-6	KHO GIOK EN	62,654	0	62,654	0.00
00-644200-2	CO GIOK HUN	0	1,000,000	1,000,000	0.00
01-150300-9	FIDEL V. GIRON	456,538	0	456,538	0.00
01-153800-9	ROSA Y. GLINOVA	385,125	0	385,125	0.00
01-154100-5	FELICIDAD E. GLORIAAND/OR LUISITO E. GLORIA	42,800	0	42,800	0.00
01-154000-2	DIEGO GLORIA JR.	42,800	0	42,800	0.00
01-154200-8	JOSE GLORIOSO	118,399	0	118,399	0.00
01-154800-4	MARTIN L. GLUNTZ	342,404	0	342,404	0.00
01-156200-9	ALBERTO GO	449,401	0	449,401	0.00
01-155000-8	ALEX A. GO	31,699	0	31,699	0.00
01-156000-3	ALFRED S. GO	42,800	0	42,800	0.00
01-156300-1	ANGELES GO	856,013	0	856,013	0.00
01-155400-9	ANITA GO	856,013	0	856,013	0.00
03-568242-7	ANNIE GO	1,369,654	0	1,369,654	0.00
03-792474-1	ANTONIO LEE GO	1	0	1	0.00
01-156900-8	APOLONIA ANGELES GO	1,640,033	500,000	2,140,033	0.00
01-156100-6	ARTURO T. GO	1,284,019	0	1,284,019	0.00
01-157000-9	ATANACIO L GO	428,006	0	428,006	0.00
01-156700-2	AUGUSTO GO	171,809	0	171,809	0.00
01-156800-5	AUGUSTO GO	959,998	0	959,998	0.00
01-155900-2	AURORA K. GO	3,081,643	0	3,081,643	0.00
03-415729-2	BENJAMIN YU GO	7,704,312	0	7,704,312	0.00
03-234915-1	CARMEN GO	2,580,426	0	2,580,426	0.00
01-159200-5	CHARLIE GO	6,420,099	0	6,420,099	0.00
01-159800-1	CLARITA L. GO	793,211	0	793,211	0.00
01-160000-1	CLEMENTE GO	2,001,751	0	2,001,751	0.00
01-159900-4	CORAZON S. GO	67,039	9,998	77,037	0.00
01-159300-8	CYNTHIA JACINTO GO	428,006	0	428,006	0.00
01-160500-5	DENIS GO	66,664	0	66,664	0.00
01-162100-5	EDGAR ANGELES GO	1,015,534	200,000	1,215,534	0.00
03-791174-8	ELKE SY GO	10,688,838	0	10,688,838	0.01
03-496630-5	ELSA GO	2,739,309	0	2,739,309	0.00
01-163400-9	EMETERIA T. GO	12,497,966	0	12,497,966	0.01
01-163300-6	ENRIQUE S. GO	1,041,472	0	1,041,472	0.00
01-163000-8	ERLINDA L. GO	0	100,000	100,000	0.00
01-163200-3	EUFEMIA O. GO	35,804	0	35,804	0.00
01-162500-6	EVELYN GO	2,140,033	0	2,140,033	0.00
01-164400-4	FAUSTINO P. GO	599,975	0	599,975	0.00
01-164500-7	FLORENCE GO	963,013	0	963,013	0.00
01-165000-9	FORTUNATA TAN GO	1,284,019	0	1,284,019	0.00
01-164900-8	FRANCISCO GO	7,383,080	0	7,383,080	0.00
01-164100-6	FRANK GO	328,006	100,000	428,006	0.00
01-165500-2	GEORGE C. GO	171,202	0	171,202	0.00
01-165700-8	HELENE Y. GO	85,768	0	85,768	0.00
01-166000-4	HOCKSON GO	19,260	0	19,260	0.00
01-168300-3	JAIME L. GO	1,281,118	0	1,281,118	0.00
03-469130-5	JAMES L. GO	1	0	1	0.00
03-792274-6	JAMES L. GO	2,511,000,000	0	2,511,000,000	1.26
01-169800-2	JOCELYN GO	201,589	0	201,589	0.00
03-221611-3	JOHN GO	142,026	0	142,026	0.00
03-469230-8	JOHNSON ROBERT L. GO	1	0	1	0.00
01-170100-5	JOSEPHINE GO	46,666	0	46,666	0.00
01-166800-6	JOY GO	235,402	0	235,402	0.00
01-168400-6	JULIA S. GO	187,976	0	187,976	0.00
03-775374-3	JUNE UY GO	2,834,241	0	2,834,241	0.00
03-241317-6	JUSTINO GO	8,351,388	0	8,351,388	0.00
03-298924-7	MICHAEL GO	133,332	0	133,332	0.00
03-592045-6	NELSON GO	2,000,000	0	2,000,000	0.00
01-172200-9	NELSON I. GO	718,582	359,992	1,078,574	0.00

01-171600-4	NORA T. GO	22,526,878	0	22,526,878	0.01
01-171900-2	NORMA GO	50,960	0	50,960	0.00
01-173300-7	PABLITO M. GO	85,601	0	85,601	0.00
03-716674-1	PATRICK HENRY C. GO	1	0	1	0.00
01-172500-7	PEDRO GO	1,634,905	170,000	1,804,905	0.00
01-172800-5	PEPITO DY GO	64,200	0	64,200	0.00
01-172400-4	PETER GO	6,417,189	2,249,943	8,667,132	0.00
03-533239-8	PHILIP GO	5,375,884	0	5,375,884	0.00
03-386227-2	PHILIP LEE GO	118,269,674	0	118,269,674	0.06
01-174000-4	RAMON H. GO	171,202	0	171,202	0.00
01-175300-8	REYNALDO C. GO	256,803	0	256,803	0.00
01-175100-2	ROBERTO C. GO	171,202	0	171,202	0.00
01-173700-8	ROMEO LIM GO	799,141	0	799,141	0.00
01-174400-5	ROSARIO UY GO	107,001	0	107,001	0.00
01-177100-3	SEVERIANO GO	1,000,000	0	1,000,000	0.00
01-176600-1	SILVERIO GO	134,293	0	134,293	0.00
01-175600-6	SUSAN SIA GO	537,574	0	537,574	0.00
01-177600-7	TERESITA GO	2,687,876	0	2,687,876	0.00
03-550439-9	TERESITA GO&/OR SATURNINA GO	36,610,692	0	36,610,692	0.02
03-602745-9	TERESITA K. GO	130,000	0	130,000	0.00
03-539339-3	VICENTE GO	13,102,122	0	13,102,122	0.01
01-178000-6	VICENTE GO	256,803	0	256,803	0.00
01-178100-9	VICENTE GO	6,213,074	0	6,213,074	0.00
01-177900-5	VINSON GO	328,006	100,000	428,006	0.00
01-178600-2	WILLIAM CO GO	466,650	0	466,650	0.00
03-529839-6	MARIANO GO BIAO	14,638,192	0	14,638,192	0.01
01-156400-4	ANTONIO GO JR.	64,114	0	64,114	0.00
01-166900-9	JOSE GO JR.	1,369,619	0	1,369,619	0.00
03-698273-9	BENITO GO, JR.	3,000,000	0	3,000,000	0.00
01-179900-6	EUSEBIO GOBACO	166,662	0	166,662	0.00
01-180000-3	MARIA GOBENCION&/OR ROMULO UNTALA &/OR NITA UNTALA	856,013	0	856,013	0.00
03-479530-7	BENJAMIN GOCHANGCO	3,795,314	0	3,795,314	0.00
03-141303-5	JOSEPHINE A. GOCHIAN	684,827	0	684,827	0.00
01-180800-5	TERESITA A. GOCHOCO	1,103,989	0	1,103,989	0.00
03-243117-1	TERESITA A. GOCHOCO&/OR JOAQUIN J. GOCHOCO	6,292,638	0	6,292,638	0.00
01-181600-5	ARACELI L. GOCO	641,717	224,994	866,711	0.00
01-181700-8	LIGAYA GOCO	642,009	0	642,009	0.00
01-181900-3	LIGAYA GOCOAND/OR LEODEGARIO GOCO	1,926,029	0	1,926,029	0.00
03-362724-8	CHARLES MAXWELL GODDARD	128,405	0	128,405	0.00
01-182300-2	MARY JEAN GODDARDAS ADMINISTRATRIX OF THE ESTATE	267,500	0	267,500	0.00
01-182100-7	CHARLES MAXWELL GODDARD & JOHNROGER TRUMAN & RICHARD ANDREW F	32,101	0	32,101	0.00
01-182700-3	SISON GODOFREDO	42,800	0	42,800	0.00
01-581400-7	LDE GOEVE-GOOS	85,601	0	85,601	0.00
01-183300-8	JOHN K. GOH	42,800	0	42,800	0.00
01-183600-6	MAURICE GOHOC	1,881,511	0	1,881,511	0.00
01-183700-9	PHILIP GOHOC	2,150,301	0	2,150,301	0.00
01-184100-8	WENDY GOIPENG	4,262,608	0	4,262,608	0.00
01-184400-6	BLANCA GOITI	1,864,344	0	1,864,344	0.00
01-184500-9	JUAN GOITI	1,924,049	0	1,924,049	0.00
01-185100-3	ALFONSO GOKING	7,246,124	3,299,931	10,546,055	0.01
01-185200-6	EDITH GOKING	42,800	0	42,800	0.00
03-469030-2	LANCE Y. GOKONGWEI	1	0	1	0.00
03-792974-5	LANCE YU GOKONGWEI	17,834	0	17,834	0.00
01-185600-7	HILARIA GOLAMCO	234,633	0	234,633	0.00
03-370224-4	JEFFREY GOLANGCO	1,075,177	0	1,075,177	0.00
01-186300-4	MIGUEL GOLDENBERG	642,009	0	642,009	0.00
01-187100-4	NATALIA GOLEZ	226,356	0	226,356	0.00
01-187500-5	AMPARO GOMBA	42,800	0	42,800	0.00
01-188300-5	ADELAIDA S. GOMEZ	342,405	0	342,405	0.00
01-188200-2	AVELINO GOMEZ	428,006	0	428,006	0.00
01-188600-3	CARMELO GOMEZ	37,230,587	0	37,230,587	0.02
01-188400-8	CARMEN P. GOMEZ	428,006	0	428,006	0.00
01-189100-5	FELICIANO B. GOMEZ	3,326,250	0	3,326,250	0.00
01-188900-1	FELIPE GOMEZ	128,401	0	128,401	0.00
01-189500-6	IMELDA GOMEZ	428,006	0	428,006	0.00
01-189600-9	IMELDA S. GOMEZ	642,009	0	642,009	0.00
03-463130-2	LUIS GOMEZ&/OR GREGORIA GOMEZ	1,007,980	0	1,007,980	0.00
03-720774-2	MARC GOMEZ	171,202	0	171,202	0.00
01-190100-7	MILAGROS ROSAL GOMEZ	214,002	0	214,002	0.00
01-190300-2	NESTOR J. GOMEZ	968,407	0	968,407	0.00
01-190700-3	QUINTIN GOMEZ	535,007	0	535,007	0.00
01-191300-8	WILHELMINA R. GOMEZ	42,800	0	42,800	0.00
01-188000-7	ARISTON GOMEZ JR.	385,205	0	385,205	0.00
03-259019-9	VICTORIO M. GOMEZ, JR.	533,333	0	533,333	0.00
01-191700-9	JESUS M. GONDA	513,607	0	513,607	0.00
01-191500-3	ANICETO C. GONDA JR.	21,400	0	21,400	0.00
01-191800-1	PACITO GONDALES	51,359	0	51,359	0.00
01-192100-8	JOVENCIO R. GONGORA	820,015	0	820,015	0.00
01-192300-3	AMADO T. GONZAGA	18,936	0	18,936	0.00

01-192400-6	CESAR V. GONZAGA	860,117	0	860,117	0.00
01-192700-4	JOSEFA GONZAGA	684,809	0	684,809	0.00
03-418229-5	LOUIS G. GONZAGA	2,492,983	0	2,492,983	0.00
01-192800-7	MARIANO B. GONZAGA	4,241,968	0	4,241,968	0.00
01-193300-9	ROMANA SANDOVAL GONZAGA	6,420,099	0	6,420,099	0.00
01-193500-4	AIDA DEEN GONZALES	21,400	0	21,400	0.00
01-194700-5	ALFREDO S. GONZALES	214,002	0	214,002	0.00
03-387929-3	ALICE Y. GONZALES	2,446,030	0	2,446,030	0.00
03-738974-2	ALICE Y. GONZALES	2,500,000	0	2,500,000	0.00
01-195000-1	ANA MARIA L. GONZALES	321,004	0	321,004	0.00
01-195900-6	DULCE GONZALES	1,284,052	0	1,284,052	0.00
01-196600-3	EDNA H. GONZALES	111,363	0	111,363	0.00
01-198400-9	FELICIANO S. GONZALES	428,006	0	428,006	0.00
03-182506-4	FELIPE G. GONZALES	64,201	0	64,201	0.00
01-198700-7	FELNITO ZOILO O. GONZALES	93,842	0	93,842	0.00
01-197800-4	FRANCISCO B. GONZALES	9,468	0	9,468	0.00
01-197000-2	FRIA B. GONZALES	428,006	0	428,006	0.00
01-198900-2	GERARDO GONZALES	85,601	0	85,601	0.00
01-200700-7	JAIME GONZALES	53,471	0	53,471	0.00
01-199500-7	JOHN THOMAS GONZALES	856,013	0	856,013	0.00
01-199900-8	JOSE GONZALES	1,171,024	0	1,171,024	0.00
01-200300-6	JOSE M. GONZALES	1,556,427	0	1,556,427	0.00
01-200400-9	JOSE M. GONZALES	42,800	0	42,800	0.00
01-201100-6	LUCY GONZALES	214,002	0	214,002	0.00
01-203400-5	MA. TERESITA GONZALES	255,867	0	255,867	0.00
01-202100-1	MANUEL GONZALES	214,002	0	214,002	0.00
01-202300-7	MANUEL G. GONZALES	154,086	0	154,086	0.00
01-203100-7	MARCIANO S. GONZALES	160,511	0	160,511	0.00
01-203000-4	MATILDE L. GONZALES	642,009	0	642,009	0.00
03-150503-6	MYRIANNE GONZALES	12,736	0	12,736	0.00
01-203800-6	NELLY L. GONZALES	1,070,015	0	1,070,015	0.00
01-203700-3	NORMA L. GONZALES	428,006	0	428,006	0.00
01-204700-9	PACIFICO A. GONZALES	2,710,049	500,000	3,210,049	0.00
01-204500-3	PERFECTO GONZALES	133,325	0	133,325	0.00
01-204300-8	PURITA M. GONZALES	19,999	0	19,999	0.00
01-205600-1	RAFAEL GONZALES	784,052	500,000	1,284,052	0.00
01-205100-8	RAMON GONZALESAND/OR MA. L. GONZALES	214,002	0	214,002	0.00
01-205000-5	RAUL P. GONZALES	214,002	0	214,002	0.00
01-206200-6	REMEDIOS L. GONZALES	137,871	0	137,871	0.00
01-205700-4	RENATO B. GONZALES	91,307	0	91,307	0.00
01-206300-9	SONY LOPEZ GONZALES	2,333,275	0	2,333,275	0.00
01-206800-2	TERESITA GONZALES	55,430	0	55,430	0.00
03-615445-8	VIC TEODORO S. GONZALES	294,681	0	294,681	0.00
01-207100-9	WILHELMINA R. GONZALES	542,009	100,000	642,009	0.00
01-207000-6	WILLIAM H. GONZALES	85,601	0	85,601	0.00
01-197400-3	FAUSTO F. GONZALES JR.AND/OR ANITA V. DE GONZALES	428,006	0	428,006	0.00
01-195100-4	ALEXANDER P. GONZALEZ	214,002	0	214,002	0.00
01-194000-6	ARTURO D. GONZALEZ	249,993	0	249,993	0.00
01-194100-9	AURORA L. GONZALEZ	1,418,705	0	1,418,705	0.00
01-196400-8	DIANNE M. GONZALEZ	24,202	0	24,202	0.00
01-196800-9	ERMINDA F. GONZALEZ	321,004	0	321,004	0.00
01-198200-3	FRANCISCO L. GONZALEZ	2,140,033	0	2,140,033	0.00
01-199400-4	HENRY G. GONZALEZ	64,200	0	64,200	0.00
03-513639-7	JOSE MA. GONZALEZ	431,770	424,989	856,759	0.00
01-199800-5	JOSE MARIA A. GONZALEZ	1,164,174	0	1,164,174	0.00
03-232215-1	LEONIDES GONZALEZ	19,645,995	0	19,645,995	0.01
01-201800-5	LOURDJEAN T. GONZALEZ	31,221	0	31,221	0.00
01-201200-9	LUIS G. GONZALEZ	85,601	0	85,601	0.00
01-201400-4	LUISA M. GONZALEZ	1,164,740	0	1,164,740	0.00
01-203500-8	NELLY LACSON GONZALEZ	4,365,667	0	4,365,667	0.00
03-294924-5	RENE C. GONZALEZ&/OR LYDIA B. GONZALEZ	1,284,052	0	1,284,052	0.00
01-205800-7	RICARDO LACSON GONZALEZ	642,009	0	642,009	0.00
01-206400-1	SONY LOPEZ GONZALEZ	2,416,635	0	2,416,635	0.00
01-207200-1	ZENAIDA G. GONZALEZ	128,401	0	128,401	0.00
01-198600-4	FLORENTINO A. GONZALEZ JR.AND/OR LOURDJEAN T. GONZALEZ	37,303	0	37,303	0.00
01-205400-6	ROQUE C. GONZALEZ JR.	5,136,208	0	5,136,208	0.00
03-793474-7	MIGUEL F. GONZALEZ, JR.	53,382,627	0	53,382,627	0.03
03-147203-5	FELICISIMO GONZALO	128,405	0	128,405	0.00
01-207400-7	EDILBERTO B. GOOCO	167,045	0	167,045	0.00
01-207600-2	PATRIA GOOCO	111,363	0	111,363	0.00
01-207700-5	HYMAN LESLIE GOODMAN ESQ	856,013	0	856,013	0.00
01-207800-8	HYMAN GOODRICH	2,054,308	0	2,054,308	0.00
01-208500-5	CARLOS C. GOPEZ	256,803	0	256,803	0.00
01-208600-8	EDUARDO C. GOPEZ	1,035,907	0	1,035,907	0.00
01-208800-3	ORLANDO D. GOPEZAND/OR LOURDES G. GOPEZ	428,006	0	428,006	0.00
01-209200-2	BENJAMIN L. GOQUINGCO	1,703,928	0	1,703,928	0.00
01-210100-1	FELINO L. GOQUINGCO	6,823,265	0	6,823,265	0.00
03-467930-6	COLIN A. GOQUIOLAY	1,284,052	0	1,284,052	0.00
03-467830-3	NADINE C. GOQUIOLAY	1,284,052	0	1,284,052	0.00

01-209300-5	SALUD C GOQUIOLAY	0	500,000	500,000	0.00
01-210600-5	SERGIO T. GOQUIOLAY	426,078	1,500,000	1,926,078	0.00
03-545439-5	JOEL G. GORDOLA	85,601	0	85,601	0.00
01-211100-7	AUGUSTO R. GOROSPE	1,926,029	0	1,926,029	0.00
01-211700-3	GODOFREDO GORRES	428,006	0	428,006	0.00
03-481830-2	JOB S. GOSAMO	547,860	0	547,860	0.00
01-211900-9	MAYVELYN D. GOSE	679,065	0	679,065	0.00
01-212200-5	RAFAEL D. GOSECO	0	1,200,000	1,200,000	0.00
01-212700-9	ELPIDIO K. GOSINGCO	2,692	0	2,692	0.00
01-213100-8	BELÉN GOSIOCO	7,095	0	7,095	0.00
03-346324-7	ALFRED L. GOTAUCO	490,018	0	490,018	0.00
01-215700-5	JOSE GOTAUCO	21,071,116	0	21,071,116	0.01
03-558539-5	ALBINO D. GOTHONG	79,902,000	0	79,902,000	0.04
03-746474-9	ALBINO DEE GOTHONG	8,277,693	0	8,277,693	0.00
01-218200-8	JOSE GOTUACO	1,808,280	0	1,808,280	0.00
01-216100-4	LORRAINE GOTUACO	1,073,452	0	1,073,452	0.00
01-219700-7	GRACIANO P. GOZUN	1,754,826	0	1,754,826	0.00
01-219900-2	ALFREDO H. GRABATO JR.	322,540	0	322,540	0.00
01-220200-5	RAYMOND F. GRADWELL	428,006	0	428,006	0.00
01-220300-8	ANTONIO U. GRAFE	142,603	49,998	192,601	0.00
01-220500-3	JOHN MICHAEL DENNING GRAHAM	321,004	0	321,004	0.00
01-220600-6	RICHARD ALAN GRAHAM	282,482	0	282,482	0.00
01-220700-9	ALAN GRAHAME	85,601	0	85,601	0.00
01-220800-1	LAUDELINO A. GRAN	15,681	10,000	25,681	0.00
03-569042-7	BONIFACIA G. GRANADA	2,150,357	0	2,150,357	0.00
01-221400-6	RAFAEL R. GRANDA	214,002	0	214,002	0.00
01-221600-1	SUSAN L. GRANT	128,401	0	128,401	0.00
01-221700-4	PAT P. GRATELAAND/OR ELINE ELIZABETH D. PINEDA	171,202	0	171,202	0.00
01-221800-7	CESARIO GRAU	102,724	0	102,724	0.00
01-222200-6	UBALDO GRAVADOR	6,173	0	6,173	0.00
01-222300-9	AGNES GRAY	428,006	0	428,006	0.00
01-222500-4	BETTY GENE GRAY	428,006	0	428,006	0.00
01-222600-7	MATILDE D. GRAY	59,920	0	59,920	0.00
01-222800-2	OFELIA M. GRAY	119,840	0	119,840	0.00
01-222900-5	PORTIA GRAY	449,406	0	449,406	0.00
01-223000-6	RENE GRAY	256,803	0	256,803	0.00
01-223300-4	TERENCE E. GRAY&/OR ANKE V. GRAY	214,002	0	214,002	0.00
01-222400-1	ALFREDO C. GRAY SR.	749,002	0	749,002	0.00
01-223600-2	HAROLD UNSWORTH GREEN	171,202	0	171,202	0.00
01-224600-8	FRANCISCA GREGORIO	304,641	0	304,641	0.00
01-224800-3	JOSELITO C. GREGORIO	64,200	0	64,200	0.00
01-225000-7	REYNALDO J. GREGORIO	428,006	0	428,006	0.00
01-224900-6	LAUREANO R. GREGORIO JR.	963,013	0	963,013	0.00
01-223800-8	JOSEPH GREGORY AND PATRICGREGORY JT/WROS	321,004	0	321,004	0.00
01-225200-2	PHILIPP FREDERICK GRESSERAND/OR PHYLLIS LORETTA GRESSER	479,366	0	479,366	0.00
01-225300-5	EMYR GRIFFITHS	42,800	0	42,800	0.00
01-225400-8	GORDON HAMPTON GRIFFITHS	42,800	0	42,800	0.00
01-225600-3	JOHN GORDON PLANT GRIFFITHS	42,800	0	42,800	0.00
01-225700-6	LEONARD STEVENS GRIFFITHS	42,800	0	42,800	0.00
01-225800-9	EDWARD GRIMSHAWAND RITA GRIMSHAW	53,500	0	53,500	0.00
01-225900-1	ONOFRE GRINO JR.	321,004	0	321,004	0.00
01-226000-2	HELEN GRUBBS	139,101	0	139,101	0.00
01-226600-9	ADELAIDA R. GRUET	213,905	74,998	288,903	0.00
03-190307-7	JUAN T. GUALBERTO	1,926,078	0	1,926,078	0.00
01-227700-7	CRISANTO S GUALBERTO II	42,800	0	42,800	0.00
01-228000-3	JUAN TAN LIP GUAN	3,225,453	0	3,225,453	0.00
00-123200-6	ANG GUAN PIAO	43,542,834	0	43,542,834	0.02
01-228400-4	ROSE MARIE MIRANDA GUANIO	428,006	0	428,006	0.00
01-228800-5	ARTURO A. GUANZON	898,836	0	898,836	0.00
01-229100-1	ROMULO A GUANZON	42,800	0	42,800	0.00
01-229300-7	LUIS GUBALLA	85,601	0	85,601	0.00
01-229500-2	MARTIN GUBALLA	321,004	0	321,004	0.00
03-329124-6	MSGR. MARTIN G. GUBALLA	2,118,667	0	2,118,667	0.00
01-229700-8	ADRIANO GUE	4,793,670	0	4,793,670	0.00
01-230400-1	LUISITO P. GUERRA	55,195	0	55,195	0.00
03-548139-3	ALICE T. GUERRERO	192,607	0	192,607	0.00
01-231700-5	JOSE M GUERRERO	200,000	0	200,000	0.00
01-231800-8	JUANITA S. GUERRERO	85,601	0	85,601	0.00
01-232600-8	NONITO GUERRERO	97,039	0	97,039	0.00
01-233900-1	RENE E. GUERRERO	1,084,019	200,000	1,284,019	0.00
01-234000-2	TEOFILO R. GUERRERO	2,807,756	0	2,807,756	0.00
01-234100-5	TEOFILO R. GUERRERO	2,739,239	0	2,739,239	0.00
01-234400-3	AIDA A. GUERZON	57,064	0	57,064	0.00
01-234500-6	VIRGINIA L. GUERZON	85,601	0	85,601	0.00
01-236000-3	EMILIA R. GUEVARA	331,957	0	331,957	0.00
01-234600-9	JOSE B. GUEVARA	35,673	0	35,673	0.00
01-234900-7	AMADO GUEVARRA	1,640,033	500,000	2,140,033	0.00
03-476030-7	ARISTEO GUEVARRA	513,620	0	513,620	0.00
01-235400-9	BERNARDINA GUEVARRA	42,823	0	42,823	0.00

01-235500-1	BIENVENIDO G. GUEVARRA	214,002	0	214,002	0.00
03-283422-9	CESAR S. GUEVARRA	8,063,846	0	8,063,846	0.00
01-236200-9	GRACIELA S. GUEVARRA	88,694	0	88,694	0.00
01-236300-1	ISABEL GUEVARRA	749,010	0	749,010	0.00
01-236700-2	JAIME S. GUEVARRA&/OR HERNANDINA S. GUEVARRA	21,400	0	21,400	0.00
01-236500-7	JOSE L. GUEVARRA	16,260,298	3,000,000	19,260,298	0.01
01-236900-8	LITA N. GUEVARRA	284,044	0	284,044	0.00
01-236800-5	LUZ GUEVARRA	428,006	0	428,006	0.00
01-237300-7	MIGUEL GUEVARRAAND/OR PERLA GUEVARRA	21,400	0	21,400	0.00
01-237600-5	ROSA GUEVARRA	428,006	0	428,006	0.00
01-238300-2	FELICITACION R. GUGOL	642,009	0	642,009	0.00
01-238400-5	FERNANDO N. GUHIT	428,006	0	428,006	0.00
01-239200-5	VICTOR DE GUIA	9,495,414	0	9,495,414	0.00
01-239500-3	BIENVENIDO L. GUIAN	42,800	0	42,800	0.00
01-240100-4	IGNACIO B. GUIAO	17,058,157	0	17,058,157	0.01
01-240400-2	REYNALDO GUIAO	1,926,029	0	1,926,029	0.00
01-240500-5	REYNALDO S. GUIAO	1,926,029	0	1,926,029	0.00
02-593000-1	SO GUIAP	2,525,238	0	2,525,238	0.00
01-240800-3	REGINA GUICO	107,001	0	107,001	0.00
01-241000-7	DOLORES C. GUIDOTE	42,800	0	42,800	0.00
01-241300-5	NELLIE G. GUIDOTE	495,700	0	495,700	0.00
01-242100-5	PETE GUILAS&/OR CLEOFE GUILAS	128,401	0	128,401	0.00
01-242400-3	ROSARIO GUILLERMO	426,451	0	426,451	0.00
01-243200-3	LEOCADIO T. GUINGONAND/OR CECILIA A. GUINGON	5,021,939	0	5,021,939	0.00
01-183900-4	ROSALINA MAGNO GUINGON	2,140,033	0	2,140,033	0.00
03-760374-5	BENJAMIN GUINGONA, JR.ITF BENJAMIN JOSE GUINGONA III	1,000,000	0	1,000,000	0.00
01-243300-6	DAVID C GUINN	8,560,132	0	8,560,132	0.00
03-291922-2	FELICISIMO B. GUINTIVANO	42,793	0	42,793	0.00
01-243500-1	CATALINO P. GUINTO	12,840	0	12,840	0.00
03-280522-5	CONSOLACION GUINTO	1,284,052	0	1,284,052	0.00
01-243900-2	NATIVIDAD L. GUINTO	64,200	0	64,200	0.00
01-244000-3	REMEDIOS L.VDA.DE GUINTO	941,614	0	941,614	0.00
02-248500-2	PUA GUIOK TEK	770,431	0	770,431	0.00
01-244900-8	MA. VICTORIA GUISON	428,005	0	428,005	0.00
03-383427-1	JUAN SY GULAK	150,000	0	150,000	0.00
01-245100-1	CESAR GULMATICO	159,760	20,000	179,760	0.00
03-417129-7	DIGNA GUMPAC	156,140	0	156,140	0.00
01-246000-4	THEODORE LEE GUNDERSON	856,013	0	856,013	0.00
01-246400-5	NEMECIO C. GUNGAB	81,660	0	81,660	0.00
01-246500-8	MAGTANGGOL C. GUNIGUNDO	607,180	0	607,180	0.00
01-246700-3	REMEDIOS E. GURION	235,402	0	235,402	0.00
01-247500-3	ARMANDO C. GUSTILLO	62,916,299	0	62,916,299	0.03
01-247200-5	LIZZETE GUSTILO	428,006	0	428,006	0.00
01-247100-2	LUISA C. GUSTILO	428,006	0	428,006	0.00
03-479830-5	NADINA G. GUSTILO	4,031,923	0	4,031,923	0.00
01-247600-6	ILUMINADO A GUSTOAND/OR RITA A. GUSTO	690,168	0	690,168	0.00
03-729574-6	ANTONIO TANCHUCO GUTIERREZ	4,729	0	4,729	0.00
01-249500-4	BELEN E. GUTIERREZ	28,403	99,995	128,398	0.00
01-249600-7	BENITO C. GUTIERREZ	171,202	0	171,202	0.00
01-249900-5	CARINA S. GUTIERREZ	16,799	0	16,799	0.00
01-250200-8	CRESCECIANO R. GUTIERREZ	214,002	0	214,002	0.00
01-250800-4	EVELYN GUTIERREZ	50,710	0	50,710	0.00
01-251300-6	GERARDO GUTIERREZ	71,011	249,993	321,004	0.00
01-251400-9	GUILLERMO U. GUTIERREZ	64,200	0	64,200	0.00
01-251700-7	JOSE LUIS GUTIERREZ	328,006	100,000	428,006	0.00
01-252500-7	LEONARDO R. GUTIERREZ	2,247,034	0	2,247,034	0.00
01-252200-9	LORETA S. GUTIERREZ	68,479	0	68,479	0.00
01-252300-1	LOURDES GUTIERREZ	98,401	0	98,401	0.00
01-253000-9	MODESTO GUTIERREZ	898,819	0	898,819	0.00
01-253200-4	PURIFICACION GUTIERREZ	214,002	0	214,002	0.00
01-253600-5	RICARDO J. GUTIERREZ	428,006	0	428,006	0.00
01-253700-8	ROSALINDA GUTIERREZ	57,064	0	57,064	0.00
01-253500-2	ROSARIO ISIDRO GUTIERREZ	2,351,894	0	2,351,894	0.00
03-268519-8	BEN A. GUTIERREZ, SR.	273,929	0	273,929	0.00
03-550739-7	MICHAEL GUY	997,883	0	997,883	0.00
01-254500-8	ALICIA O. DE GUZMAN	64,200	0	64,200	0.00
01-254400-5	ARTURO C. DE GUZMAN	428,006	0	428,006	0.00
01-254900-9	AVA MARIE GUZMAN	196,803	60,000	256,803	0.00
01-254700-3	AVELINO C. GUZMANAND/OR JOSEFINA C. GUZMAN	214,002	0	214,002	0.00
01-255100-2	BETTINA A. DE GUZMAN	552,606	0	552,606	0.00
01-255700-9	CARMENCITA C. DE GUZMAN	42,800	0	42,800	0.00
01-255200-5	CECILIA DE GUZMAN	924,478	0	924,478	0.00
01-256000-5	DONATO L. GUZMAN	428,006	0	428,006	0.00
01-256100-8	EDNA DE GUZMANAND/OR GODOFREDO DE GUZMAN	214,002	0	214,002	0.00
01-256500-9	EMILIANO B. DE GUZMANAND/OR POLOCARPIO P. DE GUZMAN	428,006	0	428,006	0.00
01-257100-3	GLORIA DE GUZMAN	472,528	0	472,528	0.00
01-258400-7	JESUS P. GUZMAN	353,371	0	353,371	0.00
01-257900-5	JOSE DE GUZMAN	436,575	0	436,575	0.00
01-259000-1	JOSEPHINE C. DE GUZMAN	855,280	0	855,280	0.00

01-259800-3	MA. PATROCINIO E. DE GUZMAN	1,349,109	0	1,349,109	0.00
01-259600-8	MILAGROS DE GUZMAN	77,039	0	77,039	0.00
01-260000-3	OSCAR P. DE GUZMAN	1,329,997	0	1,329,997	0.00
03-411829-3	OSCAR S. GUZMAN	2,500,000	0	2,500,000	0.00
01-261900-3	TERESITA L. GUZMAN	2,585,502	0	2,585,502	0.00
01-262100-7	VIRGINIA HUGHES DE GUZMAN	406,605	0	406,605	0.00
01-262300-2	VIRGINIA HUGHES DE GUZMANIN TRUST FOR MA. CRISTINA HUGHES	149,801	0	149,801	0.00
01-262700-3	WARLITO DE GUZMAN	333,889	0	333,889	0.00
01-263200-5	LINO E. HABACON	192,601	0	192,601	0.00
01-263700-9	COLIN GIBSON HADDICK	214,002	0	214,002	0.00
01-264000-5	ROBERT S. HAFT	4,280,066	0	4,280,066	0.00
01-264500-9	JOHN HAGGERTY	299,604	0	299,604	0.00
01-264600-1	HARRY EDWARD TREVOR HAGUE	428,006	0	428,006	0.00
01-264700-4	H. ULRICH HAHNAND/OR EDITH C. H.	2,568,039	0	2,568,039	0.00
01-265200-6	FRANCIS HAIN	51,362	0	51,362	0.00
01-265400-1	DANILO A. HALILI	179,760	0	179,760	0.00
01-265500-4	ROBERTO L. HALLARE	108,401	20,000	128,401	0.00
01-265600-7	LIONEL HAMADA	85,601	0	85,601	0.00
01-265800-2	MA. SATURNINA L. HAMILI	42,800	0	42,800	0.00
01-266000-6	WILLIAM A. HAMMOND AND STELLAHAMMOND JT/WROS	428,006	0	428,006	0.00
01-266200-1	PETER JOHN HAMPSHIRE ESQ	214,002	0	214,002	0.00
01-265300-9	REEVE HANKINS	684,810	0	684,810	0.00
01-266600-2	RONALD D HANSENAND/OR ELIZABETH L. HANSEN	428,006	0	428,006	0.00
01-266700-5	ROBERT H. HANSEN & DAVID W.MITJT/WROS	428,006	0	428,006	0.00
01-266800-8	ALEXANDER HAO	984,414	0	984,414	0.00
03-679371-9	CONCHITA HAO	5,308,557	0	5,308,557	0.00
03-566942-5	JIMMY B. HAO	186	0	186	0.00
01-268600-3	SUI BIAN HAO	64,202	0	64,202	0.00
01-268000-7	VIRGINIA HAO	456,538	0	456,538	0.00
01-268200-2	HAO BUN HIAO	2,386,442	0	2,386,442	0.00
01-268900-1	WILLIAM HARDY ESQ	428,006	0	428,006	0.00
01-269200-8	NESTOR H HARINAAND/OR MIRRIAM L. HARINA	66,665	0	66,665	0.00
01-269400-3	L HARJINDER SINGH PHUL	428,006	0	428,006	0.00
01-269500-6	BRENDA GRACE HARPER	265,363	0	265,363	0.00
01-269800-4	JOHN STEPHEN HARRIS	428,006	0	428,006	0.00
01-269700-1	GRAHAM CHARLES HARRIS ,ESQ	428,006	0	428,006	0.00
01-269600-9	BRIAN HARRIS ESQ	428,006	0	428,006	0.00
01-269900-7	NORMAN GEORGE WALTER HARRISON	171,202	0	171,202	0.00
01-270000-4	EMMA SURDIN HARRY SURDIN AND MRS	542,009	100,000	642,009	0.00
01-270400-5	JAMES W. HARTY& DEBORAH A. HATRY JT. WROS	91,307	0	91,307	0.00
01-270700-3	ABM HARVEY	128,401	0	128,401	0.00
01-270800-6	NORIO HASEGAWA	513,607	0	513,607	0.00
01-271900-4	IVY ELLEN JENNIE HAWTHORNE	214,002	0	214,002	0.00
01-272000-5	JAMES FRANCIS HAWTHORNE	214,002	0	214,002	0.00
01-272100-8	JASPER MARK HAYNES	6,489,132	0	6,489,132	0.00
01-304500-5	ESPIRIDION GA HECETA	65,601	0	65,601	0.00
01-304600-8	CESAR G. HECHANOVA	214,002	0	214,002	0.00
01-305200-2	ANTHONY EVIN HEENAN	85,601	0	85,601	0.00
01-305300-5	EARL J. HEINRITZ AND DOLOREM. HEINRITZ JT/WROS	428,006	0	428,006	0.00
01-305600-3	LAVERN E. HEINZLER & LUCILLEHEINZLER JT/WROS	642,009	0	642,009	0.00
01-305400-8	FRANK A HEINZLER RUTH ANN HE	802,510	0	802,510	0.00
03-210910-7	ALFREDO L. HENARES	3,000,000	0	3,000,000	0.00
01-306100-5	ROSARIO HENARES	256,803	0	256,803	0.00
01-306500-6	GORDON MACGREGOR HENDERSON	214,002	0	214,002	0.00
01-306700-1	MARY MCMILLAN HENDERSON	59,025	0	59,025	0.00
01-306600-9	LESLIE HENDERSON AND LESLIESIDNEY HENDERSON	1,070,015	0	1,070,015	0.00
03-739874-5	LIM HENG	3,000,000	0	3,000,000	0.00
03-401329-9	NGO HENG TIAM	29,029,828	0	29,029,828	0.01
03-689471-2	GORDON E. HENRY	380,094	0	380,094	0.00
01-307300-6	ANGELES G. HENSON	941,608	0	941,608	0.00
01-307500-1	ANTONIO J. HENSON	256,803	0	256,803	0.00
01-308100-6	TEOFILO A. HENSON	1,183	0	1,183	0.00
01-308300-1	VICENTE N. HENSON	171,205	0	171,205	0.00
01-308200-9	VICENTE N HENSON SR.	171,205	0	171,205	0.00
01-308500-7	CLIFFORD HERBERT	42,800	0	42,800	0.00
01-308700-2	DAVID GARETH HERBERT	214,002	0	214,002	0.00
01-309600-5	MAGDALENA T. HEREDIA	10,272,150	0	10,272,150	0.01
01-310300-9	CENON A. HERMENO	160,501	0	160,501	0.00
01-311700-5	FEDERICO A. HERMOGENO	68,479	0	68,479	0.00
01-311800-8	PROSPERO HERMOSILLA	215,589	0	215,589	0.00
01-312000-1	GAUDENCIO HERMOSISIMA	13,464	0	13,464	0.00
01-310600-7	CORNELIO A. HERMOSO	1,511,931	0	1,511,931	0.00
01-310900-5	EMILIA C. HERMOSO	8,560,132	0	8,560,132	0.00
01-311000-6	MAXIMO A. RICO HERMOSO	214,002	0	214,002	0.00
01-311100-9	ROBERTO HERMOSO	528,847	0	528,847	0.00
01-311400-7	VICENTE A. HERMOSO JR.	0	583,318	583,318	0.00
01-313000-7	A. A. HERNANDEZ	428,006	0	428,006	0.00
01-313600-3	ALEXANDER LUIS HERNANDEZ	214,002	0	214,002	0.00
03-535139-6	AMPARO HERNANDEZ	213,031	0	213,031	0.00

01-314000-2	CESAR T. HERNANDEZ	7,062,108	0	7,062,108	0.00
03-786474-2	ESTATE OF CECILIA P. HERNANDEZ	1,670,478	0	1,670,478	0.00
01-314400-3	FELICIANA HERNANDEZ	8,559	0	8,559	0.00
03-169403-3	FRANCISCO S. HERNANDEZ&/OR ECHON V. ERMIZABEL	51,362	0	51,362	0.00
01-314500-6	GODFREDO HERNANDEZ	21,400	0	21,400	0.00
01-314600-9	GODOFREDO I HERNANDEZ	21,400	0	21,400	0.00
01-314800-4	JESUS HERNANDEZ	214,002	0	214,002	0.00
01-314900-7	JOHNNY HERNANDEZ	7,626,873	0	7,626,873	0.00
01-315000-8	JULIETA M. HERNANDEZ	214,002	0	214,002	0.00
03-215310-8	JULIO F. HERNANDEZ	64,197	0	64,197	0.00
01-315500-1	LEONARDO C. HERNANDEZ	70,459	13,000	83,459	0.00
01-315600-4	MARY HERNANDEZ	428,006	0	428,006	0.00
01-315700-7	MAXIMA K. HERNANDEZ	42,800	0	42,800	0.00
01-316200-9	NEOFITO ANTONIO HERNANDEZ	214,002	0	214,002	0.00
01-316400-4	ODEZA B. HERNANDEZ	128,401	0	128,401	0.00
01-316300-1	OSCAR HERNANDEZ	85,601	0	85,601	0.00
01-316800-5	RUBEN HERNANDEZ	321,004	0	321,004	0.00
01-317100-1	VICTORIA HERNANDEZ	684,792	0	684,792	0.00
01-317200-4	VILMA DOLORES S. HERNANDEZ	21,400	0	21,400	0.00
01-314200-8	ERNESTO C HERNANDEZ JR	64,200	0	64,200	0.00
01-312500-5	SANTIAGO P. HERNANDO	214,002	0	214,002	0.00
01-317300-7	ALEJANDRO CRUZ HERRERA	66,605	0	66,605	0.00
01-317900-3	ENCARNACION HERRERA	85,601	0	85,601	0.00
01-318000-4	EVANGELINE HERRERA	1,412,421	0	1,412,421	0.00
01-318400-5	GUILLELMO C. HERRERA	328,006	100,000	428,006	0.00
03-669271-5	HENRY HERRERA	100,000	0	100,000	0.00
01-318900-9	JOSEFA HERRERA	12,759	0	12,759	0.00
01-319200-5	LAUREANA HERRERA	8,505	0	8,505	0.00
01-320000-1	MARCELA HERRERA	428,006	0	428,006	0.00
01-320100-4	MODESTO C. HERRERA	214,002	0	214,002	0.00
01-320500-5	SEVERINO A. HERRERA, SR.	1,000,000	0	1,000,000	0.00
01-321300-5	GALEN BRUCE HETH	85,601	0	85,601	0.00
01-321900-1	FRANCIS LAWRENCE HICKEY	770,411	0	770,411	0.00
01-322000-2	JOHN MAURICE HICKMAN	428,006	0	428,006	0.00
03-477930-7	CLAUDIO D. HIDALGO	231,129	0	231,129	0.00
01-322500-6	EUGENIA N. HIDALGO	428,006	0	428,006	0.00
03-401829-2	FERDINAND M. HIDALGO	258,022	0	258,022	0.00
01-322600-9	JULIA DAYRIT VDA HIDALGO	231,129	0	231,129	0.00
01-322700-1	JULITA HIDALGO	642,009	0	642,009	0.00
01-322900-7	MANUEL HIDALGO	21,400	0	21,400	0.00
03-477830-4	THERESA D. HIDALGO	154,075	0	154,075	0.00
01-323000-8	THERESITA D. HIDALGO	235,402	0	235,402	0.00
01-323200-3	VIOLETA HIDALGO	87,246	100,000	187,246	0.00
01-323300-6	WILLIAM A. HIDALGO	85,601	0	85,601	0.00
01-322800-4	LUIS R. HIDALGO, JR.	403,180	0	403,180	0.00
01-323500-1	CONSUELO HILADO	192,601	0	192,601	0.00
03-524339-5	LILIA L. HILADO	142,026	0	142,026	0.00
01-323700-7	MA. LUISA HILADO	214,165	0	214,165	0.00
03-571542-8	MA. LUISA J. HILADO	18,745	0	18,745	0.00
01-324400-4	RAMON L. HILADO	214,002	0	214,002	0.00
03-506739-5	TEODORO L. HILADO	763,691	0	763,691	0.00
01-324700-2	EUFRACTIO HILARIO	199,993	100,000	299,993	0.00
01-324800-5	MANOLO A. HILARIO	45,653	0	45,653	0.00
01-325000-9	NATIVIDAD P. HILARIO	428,006	0	428,006	0.00
01-324900-8	NIEVES A. HILARIO	85,601	0	85,601	0.00
01-325100-1	ROSALINA G. HILARIO	1,086,503	0	1,086,503	0.00
03-526039-8	JOSE A. HILARIO III	6,420,260	0	6,420,260	0.00
01-325200-4	DIANE HILL	214,002	0	214,002	0.00
01-325300-7	GEORGE E. HILL JR.	856,013	0	856,013	0.00
03-289622-7	LEUNG CHIU HING	4,108,963	0	4,108,963	0.00
01-325700-8	GERONIMO C. HINGO&/OR GLORIA M. HINGO	85,601	0	85,601	0.00
01-325900-3	ELSIE HINLO	75,745	0	75,745	0.00
01-326700-3	LEONA APACIBLE HIPOLITO	214,002	0	214,002	0.00
01-326800-6	MA. LUISA B. HIPOLITO	1,066,739	0	1,066,739	0.00
01-327600-6	SYLVIA HIPOLITO	342,405	0	342,405	0.00
01-326500-8	JESUS HIPOLITO &/ORTEOFILO SANTOS	2,140,033	0	2,140,033	0.00
01-326400-5	JOSE T.REY HIPOLITO &/ORLEONOR C. REY HIPOLITO	214,002	0	214,002	0.00
00-547400-2	CHEN HIU LENG	885,502	0	885,502	0.00
01-327800-1	JOSE HIZON	428,006	0	428,006	0.00
01-327900-4	JOVITO I. HIZON JR.	192,602	0	192,602	0.00
01-332400-4	MARIANO HO	856,013	0	856,013	0.00
01-332800-5	ROBERTO HO	1,066,637	100,000	1,166,637	0.00
02-537500-1	SEE HO	1,284,019	0	1,284,019	0.00
03-558439-2	TEI HA HO	3,023,942	0	3,023,942	0.00
01-332700-2	MARIANO T. HO JR.	2,108,911	0	2,108,911	0.00
01-333500-2	OFELIA L. HOCSON	240,752	0	240,752	0.00
01-333600-5	ANTONY JOHN HODGE ESQ	214,002	0	214,002	0.00
01-333700-8	ROSA VILLA HOFFMAN	2,140,033	0	2,140,033	0.00
01-333900-3	WILLIAM ZEVE HOFFMANJEANETTE P. HOFFMAN JTEN	214,002	0	214,002	0.00

01-334000-4	CAROLINA Y. HOFILENA	94,681	0	94,681	0.00
01-343100-2	CELSO HOFILENA	656,013	200,000	856,013	0.00
03-684071-4	WILLIAM NICHOLAS HOGG	4,000,000	0	4,000,000	0.00
01-334800-6	EDGARDO S. HOLGADO	321,004	0	321,004	0.00
01-335100-2	ALAN HOLLIDAY	342,405	0	342,405	0.00
01-335200-5	ACIE HOLLINGER	428,006	0	428,006	0.00
03-320724-3	DANIEL P. HOLMAN&/OR DELORES L. HOLMAN	770,431	0	770,431	0.00
01-335300-8	RICHARD WILLIAM HOLMAN ESQ	214,002	0	214,002	0.00
01-335700-9	TERESITA Z. HOM	143,351	0	143,351	0.00
00-599000-7	CHUA CHIN HONG	1,007,954	0	1,007,954	0.00
01-238500-8	GU HONG	16,772,303	0	16,772,303	0.01
01-335800-1	JAY LIU HONG	27,348	0	27,348	0.00
03-543939-8	QUE HONG AN	5,495,742	0	5,495,742	0.00
02-166600-4	PE HONG CHIONG	642,009	0	642,009	0.00
03-106300-4	YU HONG DU	656,013	200,000	856,013	0.00
00-570300-4	CHONG HONG NGAI	1,007,954	0	1,007,954	0.00
03-501030-5	CHUA HONG PENG	9,468	0	9,468	0.00
01-342300-2	CIRILO T. HONORIO	428,006	0	428,006	0.00
01-342500-8	BERT HONTIVEROS	650,411	120,000	770,411	0.00
01-342700-3	MANUEL SUA TIAN HOO	3,659,456	0	3,659,456	0.00
01-332300-1	MANUEL SUA TIAN HOO	5,379,269	0	5,379,269	0.00
01-343300-8	FRANCIS G HORN	1,640,033	0	1,640,033	0.00
01-343800-1	ENID MARY HORNSBY	214,002	0	214,002	0.00
01-344000-5	FREDERICK HORSEFIELD	428,006	0	428,006	0.00
01-344300-3	ROBERT JAMES HORUATH &SHIRLEY HORUATH	214,002	0	214,002	0.00
01-344400-6	ROSARIO T. HOSAKA	102,718	0	102,718	0.00
01-344500-9	JOHN HOW	21,370	0	21,370	0.00
01-344700-4	GEORGE L. HOWARD	67,196	0	67,196	0.00
01-349400-3	LORETA HU	385,205	0	385,205	0.00
01-349500-6	NORMA HU	256,803	0	256,803	0.00
01-349600-9	VICTOR CHUA TIONG HU	40,000	0	40,000	0.00
01-350300-2	ANTONIO HUAN	1,640,033	500,000	2,140,033	0.00
03-621768-2	GO PIAK HUAN	442,174	0	442,174	0.00
03-468030-7	JOSEPH LIM BON HUAN	1,007,980	0	1,007,980	0.00
01-350400-5	LEONCIO HUAN	100,000	0	100,000	0.00
01-351100-2	KATHERINE HUANG	2,927,561	0	2,927,561	0.00
01-350900-9	KEVIN HUANG	128,401	0	128,401	0.00
01-351200-5	PHILIP T. HUANG	151,490	0	151,490	0.00
01-351300-8	PHILIP T. HUANG	302,980	0	302,980	0.00
01-352000-5	SU JAN HUANG	400,000	0	400,000	0.00
01-352400-6	DAVID W HUDKINS & MRS. ELCYHUDKINS JT/WROS	642,009	0	642,009	0.00
03-403829-3	GUY TIRA HUDSON	770,431	0	770,431	0.00
03-403629-8	MICHAEL ASWIN HUDSON	770,431	0	770,431	0.00
03-565341-5	CHAN HUE LEANG	8,199,998	0	8,199,998	0.00
01-352500-9	ELSA HUFANA	214,002	0	214,002	0.00
01-352600-1	JIMMIE D. HUFFMAN &/ORDIANA M. HUFFMAN JT/WRDS	428,006	0	428,006	0.00
01-352800-7	VIRGINIA S. HUGHES	385,205	0	385,205	0.00
01-353100-3	ROSARIO G. HUGO	102,724	0	102,724	0.00
03-775674-1	IRENE UY HUJSA	487,178	0	487,178	0.00
01-354000-6	ELENA YU HUNLENG	214,002	0	214,002	0.00
01-354100-9	D M. HUNTER	107,001	0	107,001	0.00
01-354200-1	WILFRID HURRELL	214,002	0	214,002	0.00
01-354300-4	DAVID HWANG	300,000	0	300,000	0.00
01-354600-2	JEFFREY G HWANG	105,768	0	105,768	0.00
01-355600-8	ROBERT V. HYDE	192,607	0	192,607	0.00
03-501130-8	GEOFFREY IAN COE, ESQ.	192,607	0	192,607	0.00
01-356900-1	JUANITA C. IBANEZ	42,800	0	42,800	0.00
01-357000-2	PAQUITO R. IBANEZ	128,401	0	128,401	0.00
01-357100-5	BENJAMIN P. IBAY	214,002	0	214,002	0.00
01-357400-3	JUANA IBAYAN	428,006	0	428,006	0.00
01-374700-7	DELY M. ICARD	1,864,432	0	1,864,432	0.00
01-374900-2	ELEUTERIA ICASAS	288,903	0	288,903	0.00
01-375000-3	ROBERTO ICASAS &/OREDITA ICASAS	85,601	0	85,601	0.00
01-375100-6	ROMEO A. ICASIANO	963,013	0	963,013	0.00
01-381100-5	DOMINADORA G. IDIO	14,202	50,000	64,202	0.00
01-381600-9	SOLINA R. IGLESIAS	21,500	0	21,500	0.00
01-381500-6	SOLINA R. IGLESIAS&/OR MERCEDES VICTORIA R. IGLESIAS	81,607	0	81,607	0.00
01-381700-1	AMPARO C. IGNACIO	13,103,420	0	13,103,420	0.01
01-382200-3	DAVID M. IGNACIO	428,006	0	428,006	0.00
01-382300-6	EDMUNDO IGNACIO	26,749	0	26,749	0.00
01-382400-9	ERIBERTO D IGNACIO	107,001	0	107,001	0.00
01-382500-1	JOSE IGNACIO	879,290	0	879,290	0.00
01-382700-7	ONOFRE T. IGNACIO	85,601	0	85,601	0.00
01-383000-3	ROBERTO N. IGNACIO	151,795	0	151,795	0.00
01-383100-6	LUZ C. IGNO	999,975	0	999,975	0.00
01-383200-9	RAFAEL Y. IGOA OR CHARITY C. I	1,284,052	0	1,284,052	0.00
03-288322-3	EDNA P. IKEDA	1,066,132	0	1,066,132	0.00
01-383700-2	ANASTACIO ILAGAN	112,701	0	112,701	0.00
01-383800-5	ESTER BROJAN ILAGAN	159,995	1,799,962	1,959,957	0.00

03-634871-1	JOSE ILAGAN	56,803	0	56,803	0.00
01-384200-4	MAGDALENA F. ILAGAN	136,955	0	136,955	0.00
01-384600-5	RAFAEL A ILAGAN	775,163	0	775,163	0.00
01-384500-2	RITA F. ILAGAN	42,800	0	42,800	0.00
01-384900-3	NILO E. ILAO	85,597	0	85,597	0.00
01-385000-4	BRIAN ILLINGWORTH ESQ	1,075,150	0	1,075,150	0.00
01-385500-8	ANITA M. ILUSTRE	898,813	0	898,813	0.00
01-385900-9	CLARITO M. ILUSTRE	1,951,757	0	1,951,757	0.00
01-385700-3	CRIPINA ILUSTRE	85,601	0	85,601	0.00
01-386200-5	SABAS IMBONG	428,006	0	428,006	0.00
01-387000-5	CRESENCIO DAEL IMPERIAL	42,794	0	42,794	0.00
03-489430-5	F. CHARITO B. IMPERIAL	82,177	0	82,177	0.00
01-387300-3	JULITA SALABAO IMPERIAL	149,801	0	149,801	0.00
03-361024-3	MA. LUISA GIGETTE IMPERIAL	77,043	0	77,043	0.00
03-489530-8	NAPOLEON B. IMPERIAL	210,000	0	210,000	0.00
01-387500-9	PELAGIA IMPERIAL	42,800	0	42,800	0.00
03-347424-5	TERESA V. IMPERIAL	28,401	0	28,401	0.00
01-387700-4	JULIUS IMRE AND EDITH IMREJT/WROS	642,009	0	642,009	0.00
01-387800-7	ELIAS M. INCIONG	1,548,203	0	1,548,203	0.00
01-388100-3	EMILIA J. INCIONG	85,601	0	85,601	0.00
01-389000-6	LEANDRO V. INFANTADO	139,101	0	139,101	0.00
01-388900-5	LINA R. INFANTADO	417,305	0	417,305	0.00
03-646871-3	ROSA INNGO	3,000,000	0	3,000,000	0.00
01-389600-2	PLACIDA R. INIGO	42,800	0	42,800	0.00
01-389800-8	MANUEL INOCENCIO	85,601	0	85,601	0.00
01-389700-5	ABELARDO INOCENTES &/ORVALENTINA INOCENTES	214,002	0	214,002	0.00
01-390500-1	PAZ C. INOVEJAS	1,070,015	0	1,070,015	0.00
01-391000-3	MARIA INSIGNE	30,014	0	30,014	0.00
01-391200-9	TERESITA V INSUA	531,999	0	531,999	0.00
01-392200-4	PEDRO C. INTALAN	75,971	0	75,971	0.00
01-392500-2	CELESTINA B. INTE	64,052	0	64,052	0.00
01-393300-2	AURELIA S. INTINGAN	21,400	0	21,400	0.00
01-393700-3	NOMER INUMERABLE&/OR LORCELI INUMERABLE	378,045	0	378,045	0.00
01-394800-1	WILFREDO IPAPO	4,622,466	0	4,622,466	0.00
01-395100-8	DALISAY L. IQUINA	128,401	0	128,401	0.00
01-396100-3	MILAGROS P. IRASGA	321,004	0	321,004	0.00
01-396600-7	MANUEL A. ISAGANI	41,189	0	41,189	0.00
03-673371-6	VALENTINA S. ISAGUIRRE	1,000,000	0	1,000,000	0.00
01-396900-5	VINCENT K. ISGRIGG& LEONA H. ISGRIGG JT/WROS	47,340	0	47,340	0.00
03-147303-8	HIDEMI ISHIKURI	912,457	500,000	1,412,457	0.00
01-397200-1	ANTONIO ISIDRO&/OR LUCINIA C. ISIDRO	14,202	0	14,202	0.00
03-400429-6	JOSE ELPIDIO O. ISIP	128,405	0	128,405	0.00
01-397600-2	CIRILO C. ISIP JR.	42,800	0	42,800	0.00
01-398200-7	PATROCINIO D ISLETA	8,559	0	8,559	0.00
01-398400-2	CIPRIANO G. ISMAEL	64,202	0	64,202	0.00
01-398500-5	PEDRO S. ISORENA	428,006	0	428,006	0.00
01-398600-8	FEDERICO M. ISRAEL	42,800	0	42,800	0.00
01-398800-3	JAIME ISRAEL	1,455,222	0	1,455,222	0.00
01-398900-6	JUANITO E. ISRAEL	85,601	0	85,601	0.00
03-571342-2	GO IT	430,070	0	430,070	0.00
01-399000-7	LUISITA S. ITCHON	215,032	0	215,032	0.00
01-399300-5	BIENVENIDO JABAN	1,063,999	0	1,063,999	0.00
01-399600-3	RAMON L. JABRICA	642,009	0	642,009	0.00
03-541239-8	ROMEO JABSON	2,015,961	0	2,015,961	0.00
01-399700-6	RUBEN JACA	131,202	40,000	171,202	0.00
01-400100-4	HARRIS EDSEL D JACILDO	38,521	0	38,521	0.00
01-401000-7	CEASAR G. JACINTO	42,800	0	42,800	0.00
01-401400-8	CRISTETA JACINTO	299,604	0	299,604	0.00
01-401800-9	ELOISA Y JACINTO	242,019	0	242,019	0.00
01-401900-1	ELOISA Y JACINTO	114,002	0	114,002	0.00
01-401700-6	EVELYN A. JACINTO	71,011	0	71,011	0.00
01-402800-4	LILY JACINTO	128,401	0	128,401	0.00
01-403000-8	MARIA JACINTO	328,006	100,000	428,006	0.00
03-282922-7	MILAGROS E. JACINTO	77,043	0	77,043	0.00
01-403200-3	NESTOR JACINTO	54,239	0	54,239	0.00
01-403600-4	PACITA JACINTO	85,601	0	85,601	0.00
03-615845-9	PATRIA NEPOMUCENO JACINTO	69,281	0	69,281	0.00
01-404000-3	VICTOR JACINTO	64,200	0	64,200	0.00
01-402100-5	JOSE P. JACINTO III	150,228	0	150,228	0.00
01-400900-6	CESAR F. JACINTO JR.	14,999	0	14,999	0.00
01-404100-6	ALFREDO E. JACOB	27,098	5,000	32,098	0.00
01-404200-9	PEDRO C. JAENA&/OR NILDA JAENA	428,006	0	428,006	0.00
01-404800-5	FERNANDO A JAKOSALEM&/OR LAURA T JAKOSALEM	4,636,078	500,000	5,136,078	0.00
01-408300-3	JOSE T. JALANDO-ON	1,926,029	0	1,926,029	0.00
01-406000-4	CARLOS JALANDONI	1,075,273	0	1,075,273	0.00
01-406300-2	CECILIA M. JALANDONI	1,612,724	0	1,612,724	0.00
01-407100-2	LOURDES JALANDONI	11,549	0	11,549	0.00
01-406800-6	LUMOT JALANDONI	456,538	0	456,538	0.00
01-407200-5	MANUEL JALANDONI	2,177,219	5,474,863	7,652,082	0.00

03-164403-6	MARIO JALANDONI	25,681	0	25,681	0.00
03-208710-4	MARIQUELLE M. JALANDONI	642,026	0	642,026	0.00
01-409200-6	SANDRA JALBUENA	19,791	0	19,791	0.00
01-408700-4	SANDRA R. JALBUENA	3,690,046	0	3,690,046	0.00
01-409300-9	FERNANDO S. JALLORINA	798,810	100,000	898,810	0.00
03-697573-1	DAVID KEITH JAMES	64,201	0	64,201	0.00
01-410100-5	KEITH JAMES	171,202	0	171,202	0.00
01-410200-8	PATRICIA VANCE JAMES	171,202	0	171,202	0.00
01-410400-3	VALENTIN JAMES	428,006	0	428,006	0.00
01-443600-8	EDUARDO JAMORA AND/OR SYLVIA J. JAMORA	967,629	0	967,629	0.00
01-443800-3	MA. VICTORIA JAMORAL	54,781	0	54,781	0.00
01-444200-2	JOSE JANOLO	8,559	0	8,559	0.00
01-444700-6	ANDREA T. JAO	256,810	0	256,810	0.00
01-446500-1	G. RENATO JAO	3,306,167	0	3,306,167	0.00
01-445600-9	LINDA JAO	33,312	0	33,312	0.00
01-446400-9	RAFAEL JAO	1,284,019	0	1,284,019	0.00
01-446700-7	RODOLFO V. JAO	1,070,015	0	1,070,015	0.00
01-446600-4	ROLANDO JAO	42,800	0	42,800	0.00
01-446900-2	SAMSON JAO	856,013	0	856,013	0.00
01-447300-1	IGNACIO JAOTAYAG	3,210,049	0	3,210,049	0.00
01-447900-8	ISIDRO JARABELO JR.	428,006	0	428,006	0.00
01-448300-7	FEDERICO JARANTILLA JR	91,307	0	91,307	0.00
01-448600-5	CONSTANTINO JARAUOLA	256,803	0	256,803	0.00
01-448700-8	ERNESTO JARDELEZA	428,006	0	428,006	0.00
03-560339-7	GILDA JARDELEZA	133,300	0	133,300	0.00
01-449000-4	MANUEL JARDELEZA	428,006	0	428,006	0.00
01-449300-2	RITA JARDIOLIN	642,026	0	642,026	0.00
01-449400-5	VICTORIO JARDIOLIN	0	150,000	150,000	0.00
03-523239-7	MICHAEL EDWARD JARMAN	85,601	0	85,601	0.00
03-523139-4	MICHAEL EDWARD JARMANAND SUSAN ELIZABETH RIGDEN	428,006	0	428,006	0.00
01-450100-9	MONROE JASPER & MRS. ARDYTJASPER JT/WROS	214,002	0	214,002	0.00
01-450000-6	MOE JASPER ANDJEANETTE SHYE JASPER JT/WROS	1,284,019	0	1,284,019	0.00
01-449900-9	IRVING JASPER AND CECILE JJT/WROS	1,355,023	250,000	1,605,023	0.00
01-450200-1	TERESITA L. JAURIGUE	64,200	0	64,200	0.00
01-450400-7	ERLINDA JAVALERA	813,014	150,000	963,014	0.00
01-450600-2	ANATOLIA JAVARES	85,601	0	85,601	0.00
01-452300-5	CAROLINE JAVELLANA	535,007	0	535,007	0.00
01-452700-6	GLORIA JAVELLANA	475,347	166,662	642,009	0.00
01-452800-9	JOAN JAVELLANA	66,276	0	66,276	0.00
03-576542-5	JOSE MA. JAVELLANA	69,449	0	69,449	0.00
01-452900-1	MA. REGINA JAVELLANA	278,197	0	278,197	0.00
01-453000-2	MERCEDES L. DE JAVELLANA	642,009	0	642,009	0.00
01-453100-5	RAFAEL JAVELLANA	21,387	0	21,387	0.00
01-453200-8	ROBERTO JAVELLANA	337,372	208,328	545,700	0.00
01-453600-9	TERESITA S. JAVELLANA	250,000	0	250,000	0.00
01-451600-8	ALFREDO JAVELLANA SR.	1,426,042	499,987	1,926,029	0.00
01-451400-2	JOSEPHINE JAVELONA&/OR JESUS JAVELONA	29,351	0	29,351	0.00
01-450800-8	DOMICIANO T. JAVELOSA	856,013	0	856,013	0.00
03-482830-8	ALFREDO JAVIER	1,075,177	0	1,075,177	0.00
01-453700-1	ANGELA JAVIER	76,111	0	76,111	0.00
01-453800-4	ANGELA L. JAVIER	71,675	0	71,675	0.00
01-453900-7	AURORA M. JAVIER	4,280,066	0	4,280,066	0.00
01-454600-4	BERNARDITA B. JAVIER	806,359	0	806,359	0.00
01-454900-2	DAVID E. JAVIER&/OR ANITA O. JAVIER	616,339	0	616,339	0.00
01-455000-3	DAVID E. JAVIER&/OR CHARLITA O. JAVIER	142,603	49,998	192,601	0.00
01-455100-6	DAVID E. JAVIER&/OR DANILO O. JAVIER	356,509	124,996	481,505	0.00
01-455200-9	DONDON JAVIER&/OR HOMER JAVIER	214,002	0	214,002	0.00
01-455300-1	ELIAS V. JAVIER	716,764	0	716,764	0.00
03-506339-4	IRENE JAVIER	342,413	0	342,413	0.00
01-455400-4	JAMES Y. JAVIER	671,946	0	671,946	0.00
01-455700-2	JESUS I. JAVIER	779,553	0	779,553	0.00
01-455900-8	JOSE MARI V. JAVIER	214,002	0	214,002	0.00
01-455800-5	JULIANA S. JAVIER	42,800	0	42,800	0.00
01-456000-9	MERCEDES S. JAVIER	85,601	0	85,601	0.00
01-456300-7	RAMON CH. JAVIER	1,283,949	0	1,283,949	0.00
01-456200-4	REY M. JAVIER	45,653	0	45,653	0.00
01-456500-2	ROSARIO JAVIER&/OR FRANCISCO JAVIER	64,200	0	64,200	0.00
01-456600-5	RUPERTA D. JAVIER	85,601	0	85,601	0.00
01-456900-3	SIMEON JAVIER&/OR LOURDES JAVIER	723,660	0	723,660	0.00
03-493030-2	TEODORO JAVIER&/OR ROSARIO V. JAVIER	85,549	0	85,549	0.00
01-457100-7	VELIA D. JAVIER	100,000	0	100,000	0.00
01-457300-2	VICENTE G. JAVIER	1,511,931	0	1,511,931	0.00
01-457400-5	VICTORIA C. JAVIER	684,810	0	684,810	0.00
01-456700-8	SIXTO V. JAVIER JR.	214,002	0	214,002	0.00
01-457500-8	FRANCISCO O. JAVINES	321,003	0	321,003	0.00
03-674071-3	ROBERT JAWORSKI, JR.	17,120	0	17,120	0.00
01-457800-6	SIEGFREDO JAYMA	171,202	0	171,202	0.00
01-457900-9	JULIO B. JAYMALIN	42,800	0	42,800	0.00
01-458100-2	ANNA MARIE J. JAYME	9,192,776	0	9,192,776	0.00

01-458900-4	CORAZON J. JAYME	88,648,493	0	88,648,493	0.04
03-246717-4	CORAZON J. JAYME&/OR ANNA MARIE J. JAYME	2,365,391	0	2,365,391	0.00
03-185906-1	CORAZON J. JAYME&/OR EDGARDO J. JAYME	11,558,170	0	11,558,170	0.01
03-246817-7	CORAZON J. JAYME&/OR FORTUNATO J. JAYME	2,365,391	0	2,365,391	0.00
03-247217-6	CORAZON J. JAYME&/OR HERNANDO J. JAYME	2,365,391	0	2,365,391	0.00
03-143703-7	CORAZON J. JAYME&/OR JOCELYN J. JAYME	11,558,170	0	11,558,170	0.01
03-143603-4	CORAZON J. JAYME&/OR REGINA J. JAYME	11,558,170	0	11,558,170	0.01
03-247117-3	CORAZON J. JAYME&/OR VICENTE J. JAYME, JR.	2,365,391	0	2,365,391	0.00
01-459700-4	FORTUNATO J. JAYME	7,523,468	0	7,523,468	0.00
01-459800-7	FORTUNATO J. JAYME	89,034	0	89,034	0.00
01-460600-3	HERNANDO J. JAYME	9,192,776	0	9,192,776	0.00
01-461400-3	VICENTE . JAYME	2,472,906	0	2,472,906	0.00
01-461700-1	VICENTE R. JAYME	7,613,399	0	7,613,399	0.00
03-247417-1	VICENTE R. JAYME&/OR CORAZON J. JAYME	385,615	0	385,615	0.00
03-360724-7	FORTUNATO JAYME III	95,914	0	95,914	0.00
01-461500-6	VICENTE J. JAYME JR.	8,870,222	0	8,870,222	0.00
01-464000-9	ALFRED NORMAN M JEANJAQUET	1,600,000	0	1,600,000	0.00
01-464100-1	WILLIAM CHARLES JENKIN	321,004	0	321,004	0.00
03-696471-7	LUIS JESENA	4,000,000	0	4,000,000	0.00
01-471200-9	TEODORO M. JHOCSON	1,284,052	0	1,284,052	0.00
01-471000-3	DOMINGO JHOCSON SR.	642,009	0	642,009	0.00
01-471300-1	REMEDIOS JIAO	42,800	0	42,800	0.00
01-471500-7	ALEXANDER M JIMENEZ	42,800	0	42,800	0.00
01-471700-2	BENJAMIN A. JIMENEZ	1,284,019	0	1,284,019	0.00
01-471800-5	CAROLINA C. JIMENEZ	85,601	0	85,601	0.00
03-581442-6	CAROLINA G. JIMENEZ	191,756	0	191,756	0.00
01-472000-9	FRINE F. JIMENEZ	428,006	0	428,006	0.00
03-151603-4	JACINTO D. JIMENEZ	821,791	0	821,791	0.00
01-472200-4	JOEL JIMENEZ	114,376	0	114,376	0.00
03-564941-6	JOEL MARCELO GOZON JIMENEZ	233,927	0	233,927	0.00
01-472300-7	JOSE B. JIMENEZ	278,203	0	278,203	0.00
01-472600-5	JUANITO M. JIMENEZ	641,929	0	641,929	0.00
01-472500-2	JULIO M. JIMENEZ	328,006	100,000	428,006	0.00
01-473000-4	REBECCA A. JIMENEZ	50,000	0	50,000	0.00
01-472900-3	RODOLFO JIMENEZ	199,993	0	199,993	0.00
03-432529-2	CHEN JIN MENG	4,000,000	0	4,000,000	0.00
01-473400-5	JOSE J. JISON	710,112	500,000	1,210,112	0.00
01-475100-8	PEDRO C. JO	321,004	0	321,004	0.00
03-557439-7	CECILE T. JOAQUIN	2,419,153	0	2,419,153	0.00
03-559039-7	CECILE T. JOAQUIN	197,568	0	197,568	0.00
03-490230-1	JORGE JOAQUIN&/OR WILFRIDO REYES	51,362	0	51,362	0.00
01-476600-7	JOSE R. JOCSOON JR.	214,002	0	214,002	0.00
01-477200-1	WILLY JOHANSEN	2,140,033	0	2,140,033	0.00
01-477600-2	ALEC JOHNSON	428,006	0	428,006	0.00
01-478000-1	PATRICK CHARLES NOEL JOHNSON	271,004	50,000	321,004	0.00
01-478100-4	ELIZABETH JOHNSTON	798,405	0	798,405	0.00
01-478200-7	RICHARD FAIRLEY JOHNSTON	428,006	0	428,006	0.00
01-478500-5	EZRA LAWRENCE VICTOR JONES	135,055	0	135,055	0.00
03-693271-5	WILLIAM ARTHUR JONES&ND BRENDA SYLVIA JONES	354,365	0	354,365	0.00
01-478800-3	MA. ANGELINA S JORGE	428,006	0	428,006	0.00
01-479200-2	ALICIA G. JOSE	385,205	0	385,205	0.00
01-479600-3	BENITO C. JOSE	192,601	0	192,601	0.00
03-592645-2	CARMEN P. JOSEOR DAVID S. JOSE OR MA. ESTELA J. YAP	128,405	0	128,405	0.00
01-479900-1	CECILIA G. JOSE	42,800	0	42,800	0.00
01-480200-4	DOMINGO JOSE	85,601	0	85,601	0.00
01-480700-8	EDUARDO SAN JOSE	42,800	0	42,800	0.00
01-481000-4	FRANCISCO C. JOSE	205,440	0	205,440	0.00
01-481400-5	GUADALUPE S. SAN JOSE	428,006	0	428,006	0.00
01-481300-2	GUILLERMO M. JOSE	3,280,066	1,000,000	4,280,066	0.00
01-481500-8	HERIBERTO R. DA JOSE	12,837	0	12,837	0.00
01-482300-8	JERRY JOSE	399,987	0	399,987	0.00
01-482500-3	JORGE W. JOSE	5,000,000	0	5,000,000	0.00
01-482700-9	JOSEFA SAN JOSE	428,006	0	428,006	0.00
01-483000-5	LADISLAO O. JOSE	44,939	0	44,939	0.00
01-592500-6	LEE JR. JOSE	214,002	0	214,002	0.00
01-482900-4	LOLITA G. JOSE	1,027,213	0	1,027,213	0.00
03-458130-9	LOLITA G. JOSE	854,292	0	854,292	0.00
01-482800-1	LUCIA G. JOSE	537,574	0	537,574	0.00
01-483100-8	PRISCILLANO G. SAN JOSE	642,009	0	642,009	0.00
01-484100-3	REMEDIOS T. JOSE	316,722	0	316,722	0.00
03-269819-1	SALVADOR R. JOSE	2,739,309	0	2,739,309	0.00
01-484200-6	WILFREDO S. A. JOSE &/OR CELERINA S. R. JOSE	42,800	0	42,800	0.00
01-485300-4	EMILIA R. JOSON	256,803	0	256,803	0.00
01-486500-5	ISNARDO JOVELLANOS	428,006	0	428,006	0.00
03-527939-8	LOURDES T. JOVEN	64,202	0	64,202	0.00
01-486900-6	MARIA ASUNCION JOVEN	273,919	0	273,919	0.00
03-491530-5	ARTURO O. JUAN	199,998	0	199,998	0.00
01-488600-9	BIENVENIDO JUAN	1,284,019	0	1,284,019	0.00
01-488800-4	DIOSDADO JUAN	54,200	10,000	64,200	0.00

01-489500-1	JORGE SAN JUAN	107,001	0	107,001	0.00
03-370124-1	MABINI L. JUAN	2,150,356	0	2,150,356	0.00
03-470130-7	MACAPAGAL D. JUAN	824,359	0	824,359	0.00
01-490100-2	PEDRITO SAN JUAN	64,200	0	64,200	0.00
01-490200-5	SEVERO JUAN	42,800	0	42,800	0.00
01-490300-8	TERESITA S. JUAN	54,200	10,000	64,200	0.00
01-489000-8	FRANCISCO SAN JUAN JR.	171,202	0	171,202	0.00
01-490500-3	VIVIAN JUAN-SING	642,009	0	642,009	0.00
01-490800-1	SIMEON N. JUANILLO JR.	85,601	0	85,601	0.00
01-491100-8	BIENVENIDO JUAT	12,346	0	12,346	0.00
01-492200-6	FELIPE JUICO	1,369,619	0	1,369,619	0.00
01-492300-9	GEORGE E. JUICO	1,198,272	0	1,198,272	0.00
01-492900-5	HILDA JULIAN	85,601	0	85,601	0.00
01-493000-6	ELIZABETH R. JULIANO	470,378	0	470,378	0.00
01-493100-9	RAFAEL R. JULLY	171,202	0	171,202	0.00
01-493200-1	ROLANDO JULVE	503,976	0	503,976	0.00
01-493300-4	HILARIO S. JUMANOY	428,006	0	428,006	0.00
01-522200-1	KOO JUN ENG	1,284,019	0	1,284,019	0.00
00-946200-9	FAN JUNG TANG	31,970	0	31,970	0.00
01-493600-2	MARIEROSE C. JURADO	50,000	0	50,000	0.00
03-483130-4	TEODORO M. JURADO	53,756	0	53,756	0.00
01-494100-4	VICENTE JURILLA JR.	426	0	426	0.00
01-494400-2	MELVYN S. JURISPRUDENCIA	2,365,329	0	2,365,329	0.00
01-494200-7	BASILISA JURISPRUDENCIA ANDDIEGO JURISPRUDENCIA	342,405	0	342,405	0.00
01-494600-8	DELFIN T. JUSTINIANO	111,363	0	111,363	0.00
01-495200-2	MANUEL P KABIGTING JR	574,701	0	574,701	0.00
01-495202-9	MANUEL KABIGTING, JR.A/C #11-001	26,878	0	26,878	0.00
01-495300-5	MORRIS KAIRUZ	913,078	0	913,078	0.00
01-495600-3	RITA KAIRUZ	156,908	0	156,908	0.00
01-495700-6	DOMINGO R. KALAGAYAN	2,660,002	0	2,660,002	0.00
01-496100-5	REYNALDO O. KALAW	542,009	100,000	642,009	0.00
01-496200-8	BIENVENIDO C. KALINISAN	319,576	0	319,576	0.00
01-496400-3	BIENVENIDO G. KALINISAN	182,614	0	182,614	0.00
03-569742-6	MIGUEL G. KALUAG	19,902,806	0	19,902,806	0.01
01-496500-6	TERESITA KALUAG	1,444,236	1,322,118	2,766,354	0.00
03-628468-2	DAISY KAM SHUNG CHI	1,284,052	0	1,284,052	0.00
03-372524-3	EIICHI KANDAAND SUE KANDA	64,202	0	64,202	0.00
01-497200-3	AMPARO KANGLEON	1,369,619	0	1,369,619	0.00
03-623868-6	PALSIC KANITENG	200,000	0	200,000	0.00
01-497600-4	JOSE F.L. KAPUNAN	42,800	0	42,800	0.00
01-498300-1	ALICE A. KATIGBAK	429,188	0	429,188	0.00
01-498900-8	CECILIA C KATIGBAK	256,803	0	256,803	0.00
01-499000-9	JOSE R KATIGBAK	64,200	0	64,200	0.00
01-499100-1	JOSE R. KATIGBAK	542,009	100,000	642,009	0.00
01-499300-7	LEO KATIGBAK	1,394	0	1,394	0.00
01-499500-2	LILIA KATIGBAK	321,004	0	321,004	0.00
01-499700-8	NICOLAS O. KATIGBAK	442,009	100,000	542,009	0.00
01-500300-1	LILIAN KAUFMAN	85,601	0	85,601	0.00
01-500400-4	ZACHARIAS MENDEL KAUFMAN AND ISAACKAUFMAN AND JOSEF KAUFMAN	428,006	0	428,006	0.00
01-500900-8	AMADO N. KAW	246,101	0	246,101	0.00
01-501000-9	CESARIO KAW	246,101	0	246,101	0.00
01-501500-2	JULIE CHING KAW	428,006	0	428,006	0.00
01-501600-5	VINCENT KAWSEK	930,876	0	930,876	0.00
01-502300-2	GLADYS N. KAY	171,202	0	171,202	0.00
01-502400-5	BERC KAYAER AND VALANTINJT WROS	214,002	0	214,002	0.00
01-502500-8	SOTERO KAYO	6,355,107	0	6,355,107	0.00
01-502800-6	HELEN L.CO KEE	499,987	0	499,987	0.00
03-137503-2	LEONARDO ANG BENG KEE	7,201,429	0	7,201,429	0.00
03-498130-2	MANUEL KEE	43,174	0	43,174	0.00
03-107100-4	YU KA KEE	1,385,489	0	1,385,489	0.00
01-503200-5	JOHN KEENAN	214,002	0	214,002	0.00
01-503500-3	LOURDES KEH	214,002	0	214,002	0.00
03-476930-1	GREGORIO KEH DEE	40,862	0	40,862	0.00
01-503600-6	CHARLES KEITH	475,347	166,662	642,009	0.00
01-504500-9	PETER T. KENNEDY	141,240	0	141,240	0.00
01-504600-1	PETER T. KENNEDY & MARGARET BKENNEDY AS COMMUNITY PROPERTY	4,138,823	0	4,138,823	0.00
01-504800-7	JERRY KENT	428,006	0	428,006	0.00
03-680871-4	WONG WEI KEONG	1,000,000	0	1,000,000	0.00
03-344724-7	DAVID KEPHART&/OR XONIA KEPHART	385,215	0	385,215	0.00
01-505200-6	VIRGINIA M KERLEY	214,002	0	214,002	0.00
03-382127-8	KUMAR KEWALRAM	71,013	0	71,013	0.00
01-505300-9	RAYMOND N. KEY	385,205	0	385,205	0.00
01-505500-4	VENANCIO KEY	64,185	0	64,185	0.00
01-506100-9	NIGHTINGALE TAN KEYES	228,267	0	228,267	0.00
01-506200-1	PREM F. KHANCHANDANI	856,013	0	856,013	0.00
03-750674-2	ONG TIONG KHENG	2,823,262	0	2,823,262	0.00
01-506300-4	ANGELI J. KHO	1,511,930	0	1,511,930	0.00
01-508600-3	BENG ENG KHO	3,081,643	0	3,081,643	0.00
03-525639-9	CONRAD KHO	10,079,808	0	10,079,808	0.01

01-506700-5	DAVID L.Q. KHO	2,580,362	0	2,580,362	0.00
03-379726-3	FELINO MANALO KHO	273,930	0	273,930	0.00
01-506800-8	HELEN H. KHO	5,889,675	0	5,889,675	0.00
01-507000-1	JUANITA L. KHO	128,401	0	128,401	0.00
01-507100-4	JUDITHA R. KHO	85,601	0	85,601	0.00
03-224512-5	LILY KHO	612,122	0	612,122	0.00
01-507500-5	MARIVIC U. KHO	4,622,466	0	4,622,466	0.00
01-508200-2	RAMON KHO	2,568,039	0	2,568,039	0.00
01-508300-5	STANLEY U. KHO	5,136,072	0	5,136,072	0.00
01-509400-3	VAL KHOE	3,903,416	0	3,903,416	0.00
01-509700-1	GIM KHOON 001	2,568,039	0	2,568,039	0.00
01-509800-4	ALFRED KHU	470,845	0	470,845	0.00
01-509900-7	ALFRED B.T. KHU	7,062,765	0	7,062,765	0.00
02-670500-9	SY KIAK	456,538	0	456,538	0.00
03-476430-8	CHENG KIAN TIAC	2,150,356	0	2,150,356	0.00
03-448430-6	LIU KIANG	7,257,387	0	7,257,387	0.00
01-510500-8	LUIS CO CHI KIAT	65,629,764	0	65,629,764	0.03
01-510900-9	VICTORIA KIAT	52,882	0	52,882	0.00
01-511300-8	JUAN L. KILAYCO	250,000	0	250,000	0.00
03-793774-5	JUAN L. KILAYKO	820,015	0	820,015	0.00
01-511600-6	ISABEL KILEY	563,026	0	563,026	0.00
03-108400-8	YU KIM HAE PAREDES	27,005	0	27,005	0.00
02-823200-6	TO KIM KANG	17,307	0	17,307	0.00
01-512600-1	ARTURO L. KIMSENG	24,999	0	24,999	0.00
03-537439-5	CO KIN MAN	42,774	0	42,774	0.00
01-513300-9	BALTAZAR F. KINCHALOS	285,208	99,997	385,205	0.00
03-149303-9	AIDA B. KING	679,065	0	679,065	0.00
01-513500-4	ARNOLD KING	128,405	0	128,405	0.00
01-513900-5	CASIANO KING	6,594,318	0	6,594,318	0.00
03-157903-5	DALTON B. KING	80,147	0	80,147	0.00
03-368124-4	JUDY NGO KING	292,763	0	292,763	0.00
01-515800-3	MALCOLM R. KINGMRS. ROBERTA M. KING JTWR5	813,209	0	813,209	0.00
01-516000-7	NINA P. KING&/OR ZENAIDA PICACHE	78,066	0	78,066	0.00
01-516400-8	ROBERT KING	214,002	0	214,002	0.00
01-516600-3	SIMEON UY KING	97,340	0	97,340	0.00
01-516900-1	KING SI BIAK	100,000	0	100,000	0.00
03-697373-6	QUE LU KIONG	1,249,460	0	1,249,460	0.00
01-517400-3	ANTONIO CHUA KIP	214,002	0	214,002	0.00
03-193808-5	MA. LUISA KISON	42,802	0	42,802	0.00
01-517700-1	FELIPA KITOYAN	107,001	0	107,001	0.00
01-518300-6	PAUL KNAPMAN	214,002	0	214,002	0.00
01-518400-9	CRISTINA KNECHT	642,009	0	642,009	0.00
01-518500-1	HEIKE KNORPP	428,006	0	428,006	0.00
01-518700-7	BETTY KO	128,401	0	128,401	0.00
01-518900-2	ELENA KO	85,601	0	85,601	0.00
01-519200-9	PABLO C. KO JR.	4,553,922	0	4,553,922	0.00
01-519300-1	ANTONIO CHUA NG KOA	7,110,928	0	7,110,928	0.00
03-142103-5	VICTOR KOA SON ENG	1,171,053	0	1,171,053	0.00
00-872400-3	JOSE KOC ENG LIM DY	3,878,016	0	3,878,016	0.00
00-872500-6	JOSE KOC ENG LIM DY	1,780,392	0	1,780,392	0.00
01-519700-2	EDWIN KODISH & BEVERLY JAKODISH JT TEN	428,006	0	428,006	0.00
01-519900-8	CHET KOH	42,800	0	42,800	0.00
01-519800-5	LINDA KOH	1,113,652	0	1,113,652	0.00
01-520000-5	WALTER KOHRING	149,800	0	149,800	0.00
01-520400-6	CHESTER U. KOKSENG	3,025,433	0	3,025,433	0.00
01-520500-9	EARL U. KOKSENG	3,025,433	0	3,025,433	0.00
01-520700-4	RAYMOND U. KOKSENG	3,025,430	0	3,025,430	0.00
01-520800-7	VINCENT U. KOKSENG, JR.	3,025,433	0	3,025,433	0.00
01-521200-6	CHARLES V. KOLT	2,140,033	0	2,140,033	0.00
02-818400-8	TIU KONG LIAN	9,125,174	0	9,125,174	0.00
02-818700-6	TIU KONG LIAN	1,517,642	0	1,517,642	0.00
03-711374-6	LEONARD ROBERT KONST	2,000,000	0	2,000,000	0.00
01-201500-7	LETICIA LINDA GONZALES KOOP	85,601	0	85,601	0.00
01-522400-7	GUNTER KOPPETZ	380,193	0	380,193	0.00
01-522600-2	GUNTER KOPPETZ	400,000	0	400,000	0.00
01-523100-4	LOURDES L. KORNERUP	0	100,000	100,000	0.00
01-523200-7	ABRAHAM PAUL KOROTKI	428,006	0	428,006	0.00
01-523800-3	STRATOS K. KOUDROGLOU	1,284,019	0	1,284,019	0.00
01-523900-6	STRATOS K. KOUDROGLOU	1,712,026	0	1,712,026	0.00
03-395229-4	GLADYS KOWALIS	149,800	0	149,800	0.00
01-524300-5	A. A. KRIVENKO	1,711,962	0	1,711,962	0.00
01-524700-6	DENNIS KROPFAND LOUIS DE BENEDITTIS.JT/WROS	428,006	0	428,006	0.00
01-524800-9	FRANK KROFF JR.& FRANK KRO JR/WROS	428,006	0	428,006	0.00
01-525000-2	JOSEFINO KU	214,002	0	214,002	0.00
01-525100-5	ROSITA KU	428,006	0	428,006	0.00
01-525200-8	SUNNY KU	214,002	0	214,002	0.00
03-712074-3	MARGARET CHANG KUA	5,375,758	0	5,375,758	0.00
01-525700-1	GLORIA KUCHER	342,405	0	342,405	0.00
01-525800-4	GLORIA KUCHER C/F STACEY KUGMA CT.	856,013	0	856,013	0.00

01-526200-3	HELEN M. KU HAR	428,006	0	428,006	0.00
01-526400-9	EIJI KUKUMOTO	214,002	0	214,002	0.00
01-526500-1	ROBERT N KUMAGAI & SANAYE KU JT/WROS	428,006	0	428,006	0.00
01-526600-4	ROBERT N. KUMAGAI	428,006	0	428,006	0.00
02-819000-2	TIU PENG KUN	1,075,150	0	1,075,150	0.00
01-526000-8	KUE KUN ONGKAUKO	18,969,239	0	18,969,239	0.01
01-526900-2	JOHNSON KUNG	642,009	0	642,009	0.00
01-527100-6	KENNETH KUNST	214,002	0	214,002	0.00
01-527400-4	RYSZARD KURAS	481,505	0	481,505	0.00
01-527300-1	RYSZARD KURAS ANDREGINA KURAS	321,004	0	321,004	0.00
01-527500-7	MILTON KURTZ	428,006	0	428,006	0.00
03-311024-9	CHARLES KWA	128,405	0	128,405	0.00
01-528000-9	BENJAMIN KWAN	321,004	0	321,004	0.00
01-528100-1	CARLOS Y. KWAN	1,915,125	0	1,915,125	0.00
01-528200-4	FREDERICK KWAN	214,002	0	214,002	0.00
01-528600-5	LEO KWAN	321,004	0	321,004	0.00
01-528700-8	PEGGY KWAN	321,004	0	321,004	0.00
01-529100-7	WILLIAM KO WEI KW OH	42,800	0	42,800	0.00
01-530000-6	LITICIA NGO KWONG	428,006	0	428,006	0.00
01-530100-9	ROSALIA C. KWONG	342,404	0	342,404	0.00
03-525739-1	WILLIAM G. KWONG	30,239,424	0	30,239,424	0.02
02-415200-9	MA. JULIETA L. LA ROSA	80,249	0	80,249	0.00
02-833500-5	ALFREDO LA TORRE	42,800	0	42,800	0.00
03-754574-1	HERNAN S. LABAO	10,000,000	0	10,000,000	0.01
01-530200-1	LEONORA R. LABAYEN	321,004	0	321,004	0.00
01-530300-4	VICENTE S. LABITAN	342,405	0	342,405	0.00
01-530600-2	CONCEPCION LABRADOR	1,300,651	374,990	1,675,641	0.00
01-530700-5	CONCEPCION M. LABRADOR	1,497,343	524,986	2,022,329	0.00
03-505839-2	MILA LABUNI	256,810	0	256,810	0.00
01-531100-4	LAUREANO P. LACAMBACAL	428,006	0	428,006	0.00
01-530800-8	EMILIO LACAMBRA	534,574	0	534,574	0.00
01-531200-7	GODOFREDO LACANDULA	214,002	0	214,002	0.00
01-531400-2	GUILLERMO S. LACANLALE	321,004	0	321,004	0.00
01-532000-7	MAURO LACHICA	243,902	45,000	288,902	0.00
01-531600-8	DEOGRACIAS LACHICA &/OR LIGAYAY. CARAG	85,601	0	85,601	0.00
03-462030-4	NORMA LACSAMANA&/OR NORMAN C. LACSAMANA	535,007	0	535,007	0.00
01-532800-9	ADELA V. LACSON	214,002	0	214,002	0.00
01-533400-3	ALFONSO S. LACSON	171,202	0	171,202	0.00
01-533500-6	ALFREDO S. LACSON	171,202	0	171,202	0.00
01-533700-1	BEATRIZ M. LACSON	41,374	0	41,374	0.00
01-533800-4	CARLOS S. LACSON	171,202	0	171,202	0.00
01-534300-6	CONSUELO V. LACSON	2,395,274	1,199,975	3,595,249	0.00
01-534000-8	CRISTINA LACSON	428,006	0	428,006	0.00
01-534200-3	CRISTINA S. LACSON	856,013	0	856,013	0.00
01-533100-5	ELVIRA M. LACSON	31,707	0	31,707	0.00
01-534500-1	ENRIQUE B. LACSON	162,602	30,000	192,602	0.00
01-534600-4	ERNESTO M. LACSON	41,374	0	41,374	0.00
01-534700-7	GREGORIO S. LACSON	271,004	50,000	321,004	0.00
01-534900-2	ISABEL M. LACSON	41,374	0	41,374	0.00
01-535200-9	JAIME M. LACSON	54,914	0	54,914	0.00
01-535400-4	JAVIER LACSON	898,804	0	898,804	0.00
01-535000-3	JESUS LACSON	2,140,033	0	2,140,033	0.00
01-535800-5	LOURDES LIZARES LACSON	162,602	30,000	192,602	0.00
01-535900-8	LOURDES LIZARES LACSON	2,710,049	500,000	3,210,049	0.00
01-536300-7	MARGARITA M. LACSON	9,151	0	9,151	0.00
01-536200-4	MIGUEL J. LACSON	496,486	0	496,486	0.00
01-536900-3	PERPETUA S. LACSON	214,002	0	214,002	0.00
01-537100-7	ROBERT M. LACSON	41,369	0	41,369	0.00
01-537400-5	ROSENDO T. LACSON	1,115,405	0	1,115,405	0.00
03-464030-5	SEBASTIAN ARSENIO LACSON	133,332	0	133,332	0.00
01-537900-9	ZORAIDA S. LACSON	1,444,521	0	1,444,521	0.00
01-538100-2	ZORAIDA S. LACSON	256,793	0	256,793	0.00
01-534400-9	DANIEL LACSON JR.	400,958	0	400,958	0.00
01-535700-2	JOSE MARIA LACSON SR.	1,857,528	0	1,857,528	0.00
01-535500-7	JOSE MA. LACSON, JR.	620,000	0	620,000	0.00
01-538700-9	AURELIA LOPEZ VDA LACUNA	615,389	0	615,389	0.00
01-538800-1	NELSON A. LACUNA	689,366	166,662	856,028	0.00
01-539100-8	CHONA LADERA	201,589	0	201,589	0.00
01-539400-6	VICENTE LADIA JR.	12,673	0	12,673	0.00
01-539500-9	MA. LOURDES U. LADINEZ	128,401	0	128,401	0.00
01-539600-1	LILIA RC LAGADE	95,013	0	95,013	0.00
01-539700-4	ABRAHAM Q. LAGARDE	136,960	0	136,960	0.00
01-540300-5	BENJAMIN LAGDAMEO&/OR ELENA LAGDAMEO	1,284,019	0	1,284,019	0.00
01-540700-6	JOSE T. LAGDAMEO	42,800	0	42,800	0.00
01-541000-2	ROXANNE G. LAGDAMEO	856,013	0	856,013	0.00
01-540200-2	ANTONIO M. LAGDAMEO &/ORMA. LINDA F. LAGDAMEO	671,969	0	671,969	0.00
01-541200-8	CONSUELO R. LAGMAN	214,002	0	214,002	0.00
03-538239-5	ROBERT ANTHONY R. LAGOS	12,840	0	12,840	0.00
01-541800-4	MANOLITO LAGRADA	214,002	0	214,002	0.00

01-541700-1	ESTELITA L. LAGRANA	141,869	0	141,869	0.00
01-541900-7	NEMESTIO C. LAGRANA	567,480	0	567,480	0.00
03-407529-7	ALFREDO LAGRANA, SR.	56,810	0	56,810	0.00
01-542500-1	FABIAN T. LAGURA	428,006	0	428,006	0.00
01-542600-4	ROMAN JAIN LAGURA	85,601	0	85,601	0.00
01-542700-7	ROMAN M. LAGURA	684,810	0	684,810	0.00
01-542900-2	ANSELMO R. LAHOZ	171,202	0	171,202	0.00
01-544100-1	EUGENE LAIDAS	642,009	0	642,009	0.00
03-303324-7	TERESA PAMPLONA LAJA	87,347	0	87,347	0.00
01-544300-7	CARMELITA R. LAJOM	171,202	0	171,202	0.00
01-544600-5	SONIA LAJOM	226,362	0	226,362	0.00
01-544900-3	RAFAEL MA LALANA &/ORMA. LUZ LALANA	428,006	0	428,006	0.00
01-545000-4	ANDREW LAM	20,816	0	20,816	0.00
01-545800-6	EPIFANIO LAMANO	907,156	0	907,156	0.00
03-597045-3	LEOPOLDO F. LAMAYO, JR.	500,000	0	500,000	0.00
01-546100-2	ROBERT JULES LAMBERT	85,600	0	85,600	0.00
03-202108-4	ALFREDO G. LAMEN	642,026	0	642,026	0.00
01-546900-4	FLORENCE B. LAMEN	5,093,004	0	5,093,004	0.00
01-547000-5	GRAAL B. LAMEN	3,395,333	0	3,395,333	0.00
01-546800-1	ALFREDO B. LAMEN JR.	6,377,056	0	6,377,056	0.00
01-547100-8	ADRIAN HENDRIK LAMMERS	256,803	0	256,803	0.00
01-547300-3	CORAZON D LAMORENA	385,215	0	385,215	0.00
01-547400-6	RESURRECCION CRISOSTOMO LAMPINES	54,239	0	54,239	0.00
01-547500-9	RIZALINA LAMZON	59,920	0	59,920	0.00
03-500830-1	CHIU LAN HONG	1,561,405	0	1,561,405	0.00
03-495330-1	CHIU LAN HONG	1,083,690	0	1,083,690	0.00
01-548100-3	ZENAIDA D. LANARIA	428,006	0	428,006	0.00
01-548400-1	ENRIQUE P. LANDERO &/ORLUCIA LANDERO	2,247,034	0	2,247,034	0.00
01-548300-9	EMIL LANDERT	21,400	0	21,400	0.00
01-548500-4	ISAGANI L. LANDICHO	663,702	0	663,702	0.00
01-548600-7	PERFECTA GARCIA LANDICHO	668,039	0	668,039	0.00
01-549100-9	VILMA P. LANGI	171,202	0	171,202	0.00
01-549200-1	AMABLE LANGIT	150,000	0	150,000	0.00
01-549600-2	SAMUEL G LANIER	214,002	0	214,002	0.00
01-549400-7	PHYLLIS R. LANIER AND BRUCE D.RAMSEYER, TTEES UDT DTD 3/24/82	214,002	0	214,002	0.00
01-549700-5	ELVIRA C. LANSANG	13,482,546	0	13,482,546	0.01
01-551700-2	JOSE LANTIN &/ORNELSON NOLIDO	42,800	0	42,800	0.00
01-551900-8	THOMPSON C. LANTION	42,800	0	42,800	0.00
01-552000-9	MANUEL S. LANUEVO	85,601	0	85,601	0.00
03-701874-9	BENITO CHAN LAO	1,209,577	0	1,209,577	0.00
01-552500-2	CESAR LAO	852,286	149,996	1,002,282	0.00
01-553500-8	FELICIANO LAO	45,642	0	45,642	0.00
01-554100-2	HONORIO REYES LAO	6,350,846	0	6,350,846	0.00
01-554500-3	ILUMINADA DE JESUS LAO	428,006	0	428,006	0.00
03-386427-8	JOSE LAO	1,113,682	0	1,113,682	0.00
03-444230-9	LEON LAO	68,482,730	0	68,482,730	0.03
01-554900-4	LINA DEL ROSARI LAO	256,793	0	256,793	0.00
03-381126-4	MAN WAI LAO	605,977	0	605,977	0.00
03-329924-8	MARIANO LAO	35,490	0	35,490	0.00
01-556100-3	NIEVES LAO	42,800	0	42,800	0.00
01-555700-4	NOEL LAO	1,809,292	0	1,809,292	0.00
01-556400-1	ROBERTO D. LAO	21,400	0	21,400	0.00
03-560539-2	ROSELYN D. LAO	3,990,000	0	3,990,000	0.00
01-556900-5	SUSAN LAO	9,426	0	9,426	0.00
01-557400-7	VIRGINIA LAO	428,006	0	428,006	0.00
01-560700-8	LOURDES L. LAPENA	898,813	0	898,813	0.00
01-560900-3	LOURDES L. LAPENA&/OR MANALIGOD, MANUEL R.	2,452,378	0	2,452,378	0.00
01-561000-4	PAZ LIRAG VDA. LAPENA &/ORLOURDES L. LAPENA	256,803	0	256,803	0.00
01-561800-6	JESS LAPID	214,002	0	214,002	0.00
01-561900-9	JOSE S. LAPID	136,960	0	136,960	0.00
01-562200-5	RUFINO LAPIDCARMEN LAPID	166,960	0	166,960	0.00
01-562100-2	JESUS D. LAPID &/ORMILAGROS G. LAPID	214,002	0	214,002	0.00
01-562700-9	BENJAMIN LAPUS&/OR EMILIA V. LAPUS	856,013	0	856,013	0.00
01-563000-5	FILOMENO LAPUT	2,605,032	0	2,605,032	0.00
01-563500-9	RODOLFO R. LAPUT	299,987	0	299,987	0.00
01-563100-8	FILOMENO Z LAPUT SR.	456,538	0	456,538	0.00
01-563300-3	FILOMENO Z. LAPUT SR.	642,009	0	642,009	0.00
01-562800-1	GERARDO C. LAPUZ	100,000	0	100,000	0.00
03-331424-1	MILAGROS K. LAPUZ	136,964	0	136,964	0.00
01-563600-1	TEODORIDO A. LAPUZ	1,261,937	249,993	1,511,930	0.00
01-563800-7	ROSA A. LAQUI	1,712,023	0	1,712,023	0.00
01-564100-3	RUBEN A LAQUI	684,809	0	684,809	0.00
01-564600-7	FELITIO C. LARA	1,284,019	0	1,284,019	0.00
01-564800-2	FRANCISCA Q. LARA&/OR MARIANITO Q. LARA	256,803	0	256,803	0.00
03-295324-4	MELANIO LARA	214,006	0	214,006	0.00
01-565100-9	EDWIN LARANANG	81,360	0	81,360	0.00
01-565200-1	JOSE BEN LARAYA&/OR NIEVA MARIE B. LARAYA	547,860	0	547,860	0.00
01-565300-4	JOSE RIZALINO LARAYA	13,695	0	13,695	0.00
03-355124-7	BRIGIDA LARDIZABAL	1,000,000	0	1,000,000	0.00

01-565700-5	CRISTINA LARDIZABAL&/OR MAR	342,379	0	342,379	0.00
01-565800-8	JOSE M. LARDIZABAL	96,288	0	96,288	0.00
01-566100-4	LUIS LARDIZABAL	85,601	0	85,601	0.00
01-566500-5	MARION L. LARDIZABAL&/OR FLOR S. LARDIZABAL	113,620	400,000	513,620	0.00
01-566900-6	VICTOR A. LARION	53,431	0	53,431	0.00
01-567000-7	BUENAVENTURA O. LARIOSIA	42,800	0	42,800	0.00
01-567300-5	LUIS L. LARRACAS	366,690	0	366,690	0.00
01-567200-2	ANTONIO Z. LARRAURI	428,006	0	428,006	0.00
01-567800-9	ZENAIDA LARRAZABAL	758,984	0	758,984	0.00
01-567600-3	POTENCIANO LARRAZABAL, SR.	42,800,663	0	42,800,663	0.02
01-568400-3	OFELIA E. LASALA	834,627	0	834,627	0.00
01-568600-9	PEDRO Q. LASIG	214,002	0	214,002	0.00
03-648271-8	ATTY. CONRADO LASQUITE	739,311	0	739,311	0.00
01-569700-7	LAURA A. LAT	778,653	0	778,653	0.00
03-487930-8	TERESITA DE LEON LAT	105,969	0	105,969	0.00
01-569000-8	ARISTEO A. LAT JR.	30,550	0	30,550	0.00
01-568900-7	ARISTEO L. LAT SR.	300,714	0	300,714	0.00
03-776374-9	SY KIMBERLY S. LATO	13,528,469	0	13,528,469	0.01
03-775874-7	WEE TEE S. LATO	108,227,763	0	108,227,763	0.05
01-570700-9	JAMES LATTA	342,405	0	342,405	0.00
00-550800-6	CHI PING LAU	214,002	0	214,002	0.00
01-547600-1	DORA CHI SUN LAU	214,002	0	214,002	0.00
01-570800-1	EDNA LAU	214,002	0	214,002	0.00
01-570900-4	ELAINE LAU	214,002	0	214,002	0.00
01-571000-5	EUGENE LAU	214,002	0	214,002	0.00
01-571100-8	EVELYN LAU	214,002	0	214,002	0.00
01-571500-9	KWOK BIK YIU LAU	1,284,019	0	1,284,019	0.00
02-764600-4	TAT CHUNG LAU	214,002	0	214,002	0.00
03-065400-5	YAU-CHEUNG LAU	2,354,035	0	2,354,035	0.00
01-571600-1	ADRIANO VICTOR LAUDICO	85,601	0	85,601	0.00
01-571700-4	RICARDO LAUDICO&/OR JOSEFINA LAUDICO	71,011	50,000	121,011	0.00
01-571800-7	RICARDO S. LAUDICO	7,100	5,000	12,100	0.00
01-572100-3	JESUS A. LAUENGCO&/OR ESTRELLA F. LAUENGCO	214,002	0	214,002	0.00
01-572200-6	AMELIA D. LAUREA	475,347	166,662	642,009	0.00
01-572900-5	GUILLELMO LAUREANO	11,429,280	0	11,429,280	0.01
01-572300-9	BELLA T. LAUREL	1,049,956	0	1,049,956	0.00
01-572400-1	FELICIA LAUREL	1,070,015	0	1,070,015	0.00
03-354024-9	VIRGINIA T. LAUREL	1,035,230	0	1,035,230	0.00
01-572600-7	ZARAHAYDA S. LAUREL	428,006	0	428,006	0.00
03-232715-5	FRANCISCO TIU LAUREL, JR.	6,953,141	0	6,953,141	0.00
01-573000-6	ZENAIDA G. LAURENTE	25,681	0	25,681	0.00
03-760474-8	ROLANDO S. LAURITO, JR.	198,608	0	198,608	0.00
01-573300-4	NORMA LAUSA	42,800	0	42,800	0.00
01-573600-2	DESAMPARADOS T. LAUZON	85,601	0	85,601	0.00
01-573700-5	HORACIO LAVA JR	958,734	0	958,734	0.00
01-574100-4	JOANN LAVESTRE	479,366	0	479,366	0.00
01-574500-5	LEONOR LAVIN	19,998	0	19,998	0.00
03-544539-2	RAUL P. LAVIN	2,747,870	0	2,747,870	0.00
01-574800-3	SUNDAY LAVIN	47,340	0	47,340	0.00
01-574600-8	SUNDAY A LAVIN	399,818	0	399,818	0.00
01-574900-6	SUNDAY A. LAVIN	1,335,299	0	1,335,299	0.00
01-575400-8	ROBERTO M. LAVINA	11,032	0	11,032	0.00
01-575600-3	ARTHUR CHARLES LAW	85,601	0	85,601	0.00
01-575700-6	MIGUEL C. LAW	3,023,361	1,000,000	4,023,361	0.00
01-575900-1	SAGAPAN LAWANA	413,604	100,000	513,604	0.00
03-624668-6	ROBERT SANDERSON LAWSON&/OR JUNE LAWSON	214,002	0	214,002	0.00
03-527039-3	ADELLELLA H. LAY	2,739,310	0	2,739,310	0.00
01-577200-3	JAIME C. LAYA	28,861	0	28,861	0.00
01-577300-6	SILVINA C. LAYA	14,832,897	0	14,832,897	0.01
01-577400-9	FE L. LAYGO	175,742	0	175,742	0.00
01-577500-1	TEOFILO S. LAYON JR.	164,002	50,000	214,002	0.00
01-577600-4	RAMON J. LAYOSA	342,404	0	342,404	0.00
01-577700-7	CELESTINO LAYSON	214,002	0	214,002	0.00
01-577900-2	JOSE LAYSON JR.	9,875	0	9,875	0.00
01-578100-6	GENARO LAYUG	219,062	0	219,062	0.00
01-578200-9	MA. CLEOFE LAYUG	54,239	0	54,239	0.00
01-578400-4	MANUEL L. LAZAGA&/OR NEOLITA O. LAZAGA	963,013	0	963,013	0.00
01-578300-1	ANTERO LAZAGA JR.	428,004	0	428,004	0.00
03-692771-3	FRANK G. LAZAR	1,000,000	0	1,000,000	0.00
01-578500-7	CONCEPCION C. LAZARO	509,297	0	509,297	0.00
01-579000-9	JOSEFINO LAZARO	428,006	0	428,006	0.00
01-579700-8	ENCARNACION W. LAZATIN	0	100,000	100,000	0.00
01-579600-5	ESTEBAN LAZATIN	321,004	0	321,004	0.00
01-579100-1	ESTER LAZATIN	199,995	200,000	399,995	0.00
01-579900-3	JAIME M. LAZATIN	96,303	0	96,303	0.00
01-580100-3	JOSEFINA W. LAZATIN	28,405	100,000	128,405	0.00
01-580300-9	AMANTE N. LAZO	5,136,079	0	5,136,079	0.00
01-580500-4	LEONCIO T. LAZO	428,006	0	428,006	0.00
01-580600-7	LIBERATO LAZO	642,009	0	642,009	0.00

01-580800-2	NOEL LAZO	32,085	0	32,085	0.00
01-581000-6	ROLANDO LAZO	64,200	0	64,200	0.00
03-358624-7	JULIANA TAN LE HUA	6,666	0	6,666	0.00
01-581700-5	EFREN C. LEANO	813,014	150,000	963,014	0.00
01-582000-1	EREMIO LEANO&/OR WILFREDO BARCELON	42,607	150,000	192,607	0.00
01-582100-4	LILY S. LEANO	68,479	0	68,479	0.00
01-582400-2	EDERLINDA P. LEARY	428,006	0	428,006	0.00
01-582900-6	AGRIPINO LECTURA	328,006	100,000	428,006	0.00
01-582800-3	AIDA N. LECTURA	26,748	0	26,748	0.00
01-583200-2	ASUNCION G. LEDESMA	192,602	0	192,602	0.00
01-583300-5	CESAR B. LEDESMA	700,008	1,500,000	2,200,008	0.00
01-583400-8	CONCHITA A. LEDESMA	128,405	0	128,405	0.00
01-584000-2	EDUARDO L. LEDESMA	2,150,301	0	2,150,301	0.00
01-584200-8	ELIZABETH MERCEDES R. LEDESMA	1,155,832	0	1,155,832	0.00
01-583700-6	ELVIRA R. LEDESMA	666,650	0	666,650	0.00
01-584400-3	ERNESTO OSCAR R. LEDESMA	1,876,390	0	1,876,390	0.00
01-584500-6	FELIX LEDESMA	756,013	0	756,013	0.00
03-719974-6	IRIS M. LEDESMA	100,000	0	100,000	0.00
01-584800-4	JESUS LEDESMA	470,431	300,000	770,431	0.00
01-585300-6	JOSE LUIS L. LEDESMA	192,602	0	192,602	0.00
01-585500-1	MA. JOSEFINA C. LEDESMA	128,405	0	128,405	0.00
01-585600-4	MA. JOSEFINA C. LEDESMA	100,000	0	100,000	0.00
03-185806-9	MARIA MARGARITA ROSARIO Y. LEDESMA	217,306	30,000	247,306	0.00
03-511739-9	MINDA O. LEDESMA	1,854,052	0	1,854,052	0.00
01-585700-7	NICOLAS L. LEDESMA	2,054,429	0	2,054,429	0.00
01-586000-3	PURA KALAW LEDESMA	140,000	0	140,000	0.00
03-138103-7	RAFAEL R. LEDESMA	6,334,650	0	6,334,650	0.00
03-222411-3	RAFAEL R. LEDESMA&/OR CECILIO B. LEDESMA	2,966,670	0	2,966,670	0.00
03-222211-8	RAFAEL R. LEDESMA&/OR CESAR B. LEDESMA	2,966,670	0	2,966,670	0.00
03-221911-1	RAFAEL R. LEDESMA&/OR MAGDALENA B. LEDESMA	2,972,149	0	2,972,149	0.00
03-222011-2	RAFAEL R. LEDESMA&/OR MERCEDES B. LEDESMA	2,966,670	0	2,966,670	0.00
03-222511-6	RAFAEL R. LEDESMA&/OR REGINA B. LEDESMA	2,966,670	0	2,966,670	0.00
03-222111-5	RAFAEL R. LEDESMA&/OR REMEDIOS B. LEDESMA	2,966,670	0	2,966,670	0.00
01-586700-2	REYNALDO LEDESMA	242,022	0	242,022	0.00
01-586400-4	ROBERT N. LEDESMA	201,682	0	201,682	0.00
01-587100-1	ROBERT VINCENT R. LEDESMA	2,135,880	0	2,135,880	0.00
03-162903-9	ROBERTO LEDESMA	684,827	0	684,827	0.00
01-587200-4	SONIA B. LEDESMA	963,013	0	963,013	0.00
01-587300-7	TERESA B. LEDESMA	85,601	0	85,601	0.00
01-587000-9	REGINA MARIA R. LEDESMA - LIM	2,473,428	0	2,473,428	0.00
01-588300-2	ALBERTO LEE	3,903,417	0	3,903,417	0.00
01-588000-4	ALFONSO LEE	1,926,029	0	1,926,029	0.00
01-588100-7	ALFREDO LEE	0	100,000	100,000	0.00
01-589100-2	CESAR C. LEE& MRS. HELEN Y. LEE JTWSR	2,149,273	0	2,149,273	0.00
01-590000-1	DIONISIA DYTOC LEE	4,999,875	0	4,999,875	0.00
01-590400-2	ELSIE SY LEE	214,002	0	214,002	0.00
03-264019-2	EMETERIA P. LEE	303,600	0	303,600	0.00
01-599100-3	EN LEE	1,926,029	0	1,926,029	0.00
01-590200-7	ERIC Y. LEE	34,949	0	34,949	0.00
01-590500-5	ESTHER LEE	428,006	0	428,006	0.00
01-590800-3	EVANGELINE LEE	1,284,019	0	1,284,019	0.00
03-505139-3	GRACE O. LEE	513,620	0	513,620	0.00
01-593200-3	JAMES LEE	166,656	0	166,656	0.00
01-593700-7	JESUS T. LEE	150,000	0	150,000	0.00
01-592200-8	JOHN LEE	18,935	0	18,935	0.00
01-592400-3	JOSE LEE	2,140,033	0	2,140,033	0.00
01-594200-9	JOSEPH D. LEE	954,190	0	954,190	0.00
01-593900-2	JULITA O. LEE	3,565,105	1,249,968	4,815,073	0.00
01-594800-5	LORETA O. LEE	321,004	0	321,004	0.00
03-634171-2	MARIA GO LEE	1,000,000	0	1,000,000	0.00
01-595200-4	MARIO LEE	85,215	300,000	385,215	0.00
01-595100-1	MARY LEE	530,347	0	530,347	0.00
03-765874-6	NELIDA CHUA LEEOR NELSON CHUA LEE	50,000	0	50,000	0.00
03-198608-7	NELSON LEE	1,426,078	500,000	1,926,078	0.00
03-556139-3	NENETTE ZAPANTA LEE	482,287	0	482,287	0.00
01-595900-3	PAUL LEE	1,284,019	0	1,284,019	0.00
03-299724-7	PAUL S. LEE	642,009	0	642,009	0.00
01-596000-4	PETER LEE	749,925	0	749,925	0.00
03-549339-4	POLLY LEE	3,062,286	0	3,062,286	0.00
03-464830-7	POLLY LEE	2,500,000	0	2,500,000	0.00
01-596700-3	QUINTIN LEE	2,140,033	0	2,140,033	0.00
01-581300-4	QUINTIN LEE	32,084	0	32,084	0.00
01-597100-2	ROBERT LEE	0	1,125,000	1,125,000	0.00
01-596800-6	RUBEN LEE	213,033	0	213,033	0.00
01-597900-4	VIRGINIA LEE	513,605	0	513,605	0.00
01-600000-5	YEE NG LEE	200,000	0	200,000	0.00
01-600100-8	YU WEI LEE	5,136,074	0	5,136,074	0.00
01-591200-2	FRANCIS L LEE .	81,623	0	81,623	0.00
03-301524-1	JOSE LEE, JR.&/OR MARJORIE T. LEE	2,568,104	0	2,568,104	0.00

01-600300-3	JOHN LEEHONGTIN	3,852,059	0	3,852,059	0.00
03-379826-6	NORBERTO LEETIAN	3,204,091	0	3,204,091	0.00
01-600700-4	SIMEON LEGANZO	481,505	0	481,505	0.00
01-600800-7	BESSIE B. LEGARDA	428,006	0	428,006	0.00
01-601400-1	EFREN LEGASPI	214,002	0	214,002	0.00
01-601600-7	EPIFANIO LEGASPI	192,601	0	192,601	0.00
01-601500-4	ESTELA LEGASPI	38,521	0	38,521	0.00
03-581742-4	GABRIEL LEGASPI&/OR AUGUSTO LEGASPI	445,114	0	445,114	0.00
01-602300-4	TEODORO LEGASPI	32	0	32	0.00
01-602400-7	VITO LEGASPI	56,891	124,996	181,887	0.00
01-601200-6	CONCEPCION REYES LEGASTO	42,461	0	42,461	0.00
01-603100-4	LINDA R. LEJANO	428,006	0	428,006	0.00
01-603200-7	MELITON, JR. F. LEJANO	542,009	100,000	642,009	0.00
01-603400-2	RICARDO. B. LEJANO	85,601	0	85,601	0.00
01-603500-5	VICENTE Q. LEJANO AND/ORLOURDES Q. LEJANO	4,031,814	0	4,031,814	0.00
01-612600-3	YOLANDA M. LEON	85,601	0	85,601	0.00
01-613800-4	LEONITO Y. LEONARDO	1,988,314	2,000,000	3,988,314	0.00
01-614300-6	REMEDIOS G. LEONARDO	442,009	100,000	542,009	0.00
01-614500-1	TERESITA A. LEONARDO&/OR JOSE J. LEONARDO	574	0	574	0.00
03-750074-6	YOLANDA TAN LEONARDO	64,202	0	64,202	0.00
01-615300-1	MARIVIC F. LEONEN	42,800	0	42,800	0.00
01-615200-9	MARLO F. LEONEN	42,800	0	42,800	0.00
01-615100-6	JOSE LEONES	1,300,823	240,000	1,540,823	0.00
03-482330-4	ELISABETH LEONG	684,827	0	684,827	0.00
01-616000-9	ALFREDO D. LEONGSON	156,806	100,000	256,806	0.00
01-616200-4	JESUS M. LEONIDO	321,004	0	321,004	0.00
01-616100-1	ADRELINA LEONIN	42,800	0	42,800	0.00
01-616900-3	RAUL M. LEOPANDO	52,498	0	52,498	0.00
03-487230-9	NICARDO M. LEOPOLDO	1,113,681	0	1,113,681	0.00
01-617300-2	JOSEFINA R. LERMA	128,401	0	128,401	0.00
01-617500-8	EFRENINA LESACA	128,405	0	128,405	0.00
01-617700-3	MA. CRISTINA SALCEDO LESACA	214,002	0	214,002	0.00
01-618300-8	FRANCISCO C. LEUNG	85,601	0	85,601	0.00
01-618500-3	GRACE LEUNG	1,443,549	200,000	1,643,549	0.00
03-249617-8	MARGARET LEUNG	5,735,826	0	5,735,826	0.00
01-620200-2	CESAR D. LEUS	834,611	0	834,611	0.00
01-620600-3	TOMASITA CERVANIA LEVITA	107,001	0	107,001	0.00
01-620700-6	DAVID LEWIS LEWIS	214,002	0	214,002	0.00
01-620800-9	HELEN LEWIS	428,006	0	428,006	0.00
01-620900-1	THOMAS PRICE LEWIS LEWIS	4,280,066	0	4,280,066	0.00
01-621900-7	SALLY F. LEYBA	428,006	0	428,006	0.00
01-622000-8	HARRY LEYDEN	85,601	0	85,601	0.00
01-622400-9	RAMON LEYRAN	481,505	0	481,505	0.00
01-622600-4	CONSTANCIA LEYSON	3,333,573	0	3,333,573	0.00
01-631900-8	CHE KIONG LI	3,439,285	0	3,439,285	0.00
01-623300-1	ESTEBAN LI	328,006	0	328,006	0.00
01-623500-7	FLORENCIO LI	200,000	0	200,000	0.00
01-623900-8	PATRICIO LI	100,000	0	100,000	0.00
01-624100-1	SYLVIA LI	856,013	0	856,013	0.00
01-701700-1	TONG PEK LI	933,300	0	933,300	0.00
03-142203-8	WILLIAM LI	3,696,553	0	3,696,553	0.00
01-624500-2	MA. CORAZON M. LIAMZON	166,662	0	166,662	0.00
01-624700-8	L. DE LA LIANA	5,136,047	0	5,136,047	0.00
01-627500-9	CHINGUAT B. LIAO	328,006	0	328,006	0.00
01-626100-2	EDMUNDO C. LIAO	128,401	0	128,401	0.00
01-627600-1	KONG SIONG LIAO	64,200	0	64,200	0.00
02-864900-4	LE HUA TY LIAO	5,855,272	0	5,855,272	0.00
01-626300-8	MULAN LIAO	16,048	0	16,048	0.00
01-628500-4	BENJAMIN J. LIBRE	171,202	0	171,202	0.00
01-628600-7	CLARITA LIBRE	684,810	0	684,810	0.00
01-628800-2	CRISANTO J. LIBRE	85,601	0	85,601	0.00
01-582500-5	CESAR P LIBRODO	28,858	0	28,858	0.00
01-629700-5	ALFONSO V. LIBUNAO	128,244	0	128,244	0.00
03-472630-1	ALEJANDRO LICHAUCO&/OR MA. TERESA HONTIVEROS LICHAUCO	64,202	0	64,202	0.00
01-631200-9	GERMAN F. LICHAUCO	2,140,033	0	2,140,033	0.00
01-631800-5	RODOLFO B. LICHAUCO&/OR MARIETTA T. LICHAUCO	1,100,000	0	1,100,000	0.00
01-632600-5	VIRGILIO LICSI	1,926,029	0	1,926,029	0.00
01-632900-3	ALFREDO B. LICUDINE	239,527	119,997	359,524	0.00
03-517639-9	CHRISTINE LICUP	770,431	0	770,431	0.00
03-518439-9	HENRY LICUP	1,284,052	0	1,284,052	0.00
03-517739-1	CARLOS LICUP,	2,568,104	0	2,568,104	0.00
03-517839-4	EVELYN LICUP,	1,284,052	0	1,284,052	0.00
03-518039-8	PAUL LICUP,	2,568,104	0	2,568,104	0.00
03-517939-7	PETER LICUP,	1,284,052	0	1,284,052	0.00
03-521139-3	ROBERTO LICUP, JR.	6,420,260	0	6,420,260	0.00
01-633000-4	CONCORDIA A. LIGAD	85,601	0	85,601	0.00
01-633300-2	EMMANUEL F. LIGAYA&/OR FIDELINO F. LIGAYA	96,300	0	96,300	0.00
03-530739-5	JUSTIN C. LIGOS	474,665	0	474,665	0.00
01-679500-4	AH GIOK LIM	85,601	0	85,601	0.00

01-657000-8	AIDA LIM	42,800	0	42,800	0.00
01-638400-2	ALBERTO LIM	428,004	0	428,004	0.00
01-639000-7	ALBERTO A. LIM&/OR ESTEFANIA ALDABA LIM	2,582,306	0	2,582,306	0.00
03-442129-2	ALFONSO YU LIM	38,167	0	38,167	0.00
01-636800-2	AMADO P. LIMAND/OR HEIDE N. DY	12,840	0	12,840	0.00
01-640300-7	ANASTACIO LIM	214,002	0	214,002	0.00
01-637000-6	ANDRES LIM	1,712,049	0	1,712,049	0.00
01-640200-4	ANGELINA C. LIM	1,926,078	0	1,926,078	0.00
01-636400-1	ANITA LIM	64,200	0	64,200	0.00
01-636600-7	ANITA L. LIM	1,329,997	0	1,329,997	0.00
01-640000-9	ANTHONY Y. LIM	76,441	0	76,441	0.00
01-638500-5	ANTONIO LIM	1,705,808	0	1,705,808	0.00
01-640100-1	ANTONIO Y. LIM	161,271	0	161,271	0.00
03-171903-4	ARMANDO U. LIM	182,977	0	182,977	0.00
03-164103-8	AURORA CHUA LIM	22,580	0	22,580	0.00
01-640500-2	BEN LIM	4,280,066	0	4,280,066	0.00
01-641800-6	BENITA Y. LIM	107,001	0	107,001	0.00
01-641700-3	BENITO DABON LIM	42,800	0	42,800	0.00
03-646171-4	BENJAMIN S. LIM	1,000,000	0	1,000,000	0.00
01-679800-2	BIO LIM	1,926,029	0	1,926,029	0.00
01-642700-9	CARLA LIM&/OR ALBERTO LIM	355,065	0	355,065	0.00
01-643500-9	CARMEN C. LIM	215,005	0	215,005	0.00
01-644100-3	CAROLYN G. LIM	328,006	100,000	428,006	0.00
01-623100-6	CHARLIE LIM	13,439,396	0	13,439,396	0.01
01-643800-7	CHARLIE LIM	2,418,978	0	2,418,978	0.00
03-353324-1	CHESTER LIM	4,256,807	0	4,256,807	0.00
01-644800-2	CHRISTOPHER B. LIM	770,411	0	770,411	0.00
01-643700-4	CIRIACA LIM	428,006	0	428,006	0.00
01-643400-6	CIRILO LIM	2,893,194	0	2,893,194	0.00
01-644500-4	CRISTINA S. LIM	321,004	0	321,004	0.00
01-645400-7	DANIEL D. LIM	2,464,763	0	2,464,763	0.00
03-765974-9	DAVID E.T. LIM	25,000,000	0	25,000,000	0.01
01-625700-3	DOMINGO U. LIM	13,924	0	13,924	0.00
01-625800-6	DOMINGO U. LIM	88,970	0	88,970	0.00
03-426529-3	DOROTHY LIM	232,176	0	232,176	0.00
01-647900-1	EDGAR MAGALONA LIM	1,284,019	0	1,284,019	0.00
01-649400-9	EDITHA PENNA LIM	13,363,867	0	13,363,867	0.01
01-650300-8	EDUARDO LIM	85,601	0	85,601	0.00
03-533539-6	EDWIN LIM	214,009	0	214,009	0.00
03-545939-9	EDWIN B. LIM	3,210,130	0	3,210,130	0.00
01-648500-6	EDWIN B. LIM	3,980,461	0	3,980,461	0.00
01-651400-6	ELIZABETH V. LIM	1,463,816	0	1,463,816	0.00
01-647300-5	ELMA Y. LIM	428,006	0	428,006	0.00
01-648100-5	ELMER LORENZO LIM	145,650	0	145,650	0.00
01-648200-8	ELVIN J. LIM	1,292,674	0	1,292,674	0.00
01-648600-9	ELVIN J. LIM	388,035	0	388,035	0.00
01-650600-6	ESTEBAN LIM	1,391,764	100,000	1,491,764	0.00
01-650700-9	EULALIA H. LIM	131,202	0	131,202	0.00
01-650500-3	EULALIO LIM	256,803	0	256,803	0.00
01-649900-2	EVELYN LIM	299,604	0	299,604	0.00
03-499330-3	EVELYN LIM	2,150,356	0	2,150,356	0.00
03-793174-9	FAITH GOKONGWEI LIM	17,833	0	17,833	0.00
01-652400-1	FELIZA ONG LIM	267,483	0	267,483	0.00
01-653100-9	FERMINA D. LIM	214,002	0	214,002	0.00
01-653800-8	FRANCISCO LIM	360,806	10,000	370,806	0.00
01-651800-7	FRANK LIM	2,054,429	0	2,054,429	0.00
01-654100-4	FREDERICK B. LIM	770,411	0	770,411	0.00
01-633700-3	GARY P. LIM&/OR JUANITA LIM	4,260	0	4,260	0.00
03-150403-3	GEORGE LIM	25,664	0	25,664	0.00
01-655600-3	GEORGE U. LIM	1,084,019	200,000	1,284,019	0.00
01-656000-2	GISELA LIM	439	0	439	0.00
01-655200-2	GISELA LIM	4,880	0	4,880	0.00
01-655300-5	GISELA SONGCO LIM	9,468	0	9,468	0.00
01-655400-8	GLORIA S. LIM	1,598,944	0	1,598,944	0.00
01-654800-3	GRACE B. LIM	770,411	0	770,411	0.00
03-382027-5	GRACE T. LIM	273,792	0	273,792	0.00
01-656200-8	GUERILLO LIM	249,993	0	249,993	0.00
01-681500-1	HAI NAM LIM	428,006	0	428,006	0.00
01-656800-4	HENRY LIM	1,089,100	0	1,089,100	0.00
01-682000-3	HING LIN LIM	3,519,362	500,000	4,019,362	0.00
01-682100-6	HIO KE LIM	1,284,019	0	1,284,019	0.00
01-682200-9	HONG BEN LIM	9,636,070	0	9,636,070	0.00
01-656900-7	HUBERT C. LIM	6,594,715	0	6,594,715	0.00
01-657400-9	IGNATIUS JERRY LIM	13,478	0	13,478	0.00
01-657700-7	ILUMINADA P. LIM	428,006	0	428,006	0.00
01-657300-6	IRENE GARZA LIM	107,001	0	107,001	0.00
03-259119-1	IRENE T. LIM	215,032	0	215,032	0.00
03-652871-2	JAMES LIM	513,621	0	513,621	0.00
01-660200-6	JAMES LIMITF JAMES JULIAN LIM	63,892	0	63,892	0.00

03-329224-9	JENNIFER LIM	284,052	0	284,052	0.00
01-660400-1	JIMMY LIM	642,009	0	642,009	0.00
01-663200-2	JOAQUIN LIM	7,533,012	0	7,533,012	0.00
03-393329-6	JOHN LIM	274,785	0	274,785	0.00
01-658100-6	JOHN B. LIM	513,607	0	513,607	0.00
01-659300-7	JOHN O. LIM	9,253	0	9,253	0.00
03-444430-4	JOHNSON LIM	256,810	0	256,810	0.00
01-658200-9	JOSE LIM	3,210,076	0	3,210,076	0.00
01-682800-5	JOSE ONG LIM	147,340	0	147,340	0.00
03-655971-1	JOVITA LIM	68,104	0	68,104	0.00
03-199608-2	JUAN LIM	8,521	0	8,521	0.00
01-663300-5	JUANITA G. LIM	128,401	0	128,401	0.00
01-663600-3	JUDILYNE C. LIM	3,370,682	0	3,370,682	0.00
01-662500-5	JULIUS B. LIM	42,800	0	42,800	0.00
01-682900-8	KA PING LIM	4,280,066	0	4,280,066	0.00
01-683100-1	KAN LIM	85,601	0	85,601	0.00
01-683500-2	KET THO LIM	428,006	0	428,006	0.00
01-684000-4	LE BIN LIM	299,604	0	299,604	0.00
03-221411-8	LELY KUNG LIM	684,399	0	684,399	0.00
01-664900-7	LIGAYA LIM	94,681	0	94,681	0.00
01-664100-5	LINA LO LIM	0	100,000	100,000	0.00
01-664400-3	LINDA LIM	3,424,053	0	3,424,053	0.00
01-666300-1	LUDOVINO A. LIM	333,312	0	333,312	0.00
01-665400-9	LUISITO LIM	131,202	40,000	171,202	0.00
01-668400-5	MA. JOSEFA LIM	91,307	0	91,307	0.00
01-667100-1	MANUEL MARTIN LIM	31,865	0	31,865	0.00
01-667600-5	MARIANO MARQUEZ LIM	3,763,081	0	3,763,081	0.00
01-666400-4	MELY N. LIM	684,809	0	684,809	0.00
01-668000-4	MERLITA D. LIM	428,006	0	428,006	0.00
03-617766-8	MOISES TAN LIM	20,000,000	0	20,000,000	0.01
01-670200-7	NATIVIDAD P. LIM	1,200,000	0	1,200,000	0.00
01-670000-1	NICASIO U. LIM	9,630,148	0	9,630,148	0.00
01-669800-1	NORMA T. LIM	835,237	0	835,237	0.00
01-671700-6	PACITA G. LIM	2,338,671	0	2,338,671	0.00
01-672400-3	PATRICIA GO LIM	1,514,904	0	1,514,904	0.00
01-671000-7	PAULA LIM	3,583,838	0	3,583,838	0.00
01-671600-3	PHILIP B. LIM	86,631	0	86,631	0.00
01-672700-1	PHILIP LESTER LIM	403,180	0	403,180	0.00
01-673000-8	RAMON LIM	1,099,113	0	1,099,113	0.00
01-674900-8	REMEDIOS J. LIM	199,987	100,000	299,987	0.00
01-674100-6	RICARDO LIM	23,669	83,328	106,997	0.00
01-653300-4	RICARDO LIM	21,387	0	21,387	0.00
01-672900-7	ROSA C. LIM	428,006	0	428,006	0.00
01-675000-9	ROSALINA M. LIM	330,000	0	330,000	0.00
01-674400-4	ROSARIO O. LIM	856,013	0	856,013	0.00
01-673900-2	ROSARIO TAN LIM	214,002	0	214,002	0.00
01-684300-2	SAN SAN LIM&/OR BETTY KONGKEO	284,052	0	284,052	0.00
01-676000-4	SERAFIN LIM	1,425,629	0	1,425,629	0.00
03-444530-7	SIONG BIO LIM	891,292	0	891,292	0.00
03-639771-6	STEPHEN ONG LIM	10,079,808	0	10,079,808	0.01
01-675300-7	SUSANA LIM	1,712,023	0	1,712,023	0.00
01-686100-8	TENG HUY LIM	428,006	0	428,006	0.00
03-366124-3	TERENCE REY LIM	128,405	0	128,405	0.00
01-676700-3	TERESITA DE LA VINA UY LIM	299,987	0	299,987	0.00
01-676900-9	VICKY LIM	1,511,930	0	1,511,930	0.00
03-170103-7	VICTOR A. LIM	251,989	0	251,989	0.00
01-677800-1	VICTORIANO R. LIM	513,607	0	513,607	0.00
01-677200-5	VIOLETA LIM	456,538	0	456,538	0.00
01-677300-8	VIRGINIA P. LIM	684,809	0	684,809	0.00
01-677500-3	VIVENCIO T. LIM	428,006	0	428,006	0.00
01-679100-3	WELLINGTON G. LIM	1,711,962	0	1,711,962	0.00
01-678500-9	WILFRED ANG LIM	10,441	0	10,441	0.00
03-506839-8	WILLY T. LIM	24,396	0	24,396	0.00
03-628168-4	WILSON LIM	5,096,176	0	5,096,176	0.00
03-032700-4	WONG FOOK LIM	227,235	0	227,235	0.00
01-686500-9	YU UY LIM	428,006	0	428,006	0.00
01-679200-6	YVETTE LIM	214,002	0	214,002	0.00
03-248717-5	ZHUO PEI LIM	2,739,309	0	2,739,309	0.00
03-537939-9	LEONCIO LIM CHUA&/OR MARGARITA T. CHUA	65,298	0	65,298	0.00
01-638800-3	ALFREDO T. LIM JR.	347,843	200,000	547,843	0.00
01-683300-7	KET THO LIM JR.	428,006	0	428,006	0.00
01-673600-4	ROBERT LIM JR.	1,013,935	0	1,013,935	0.00
01-664500-6	LIM TAI	24,721	0	24,721	0.00
03-566842-2	VICTOR Y. LIM, JR.	449,968	0	449,968	0.00
01-687100-3	ROBERTO A. LIMCAOCO	1,540,766	0	1,540,766	0.00
03-157803-2	MAGDALENA P. LIMDICO	265,369	0	265,369	0.00
01-688100-9	EDUARDO B. LIMJOCO	171,202	0	171,202	0.00
01-688200-1	NORMA V. LIMJOCO	14,325	0	14,325	0.00
01-688600-2	MA. AURORA T. LIMJUCO	1,141,347	0	1,141,347	0.00

01-688700-5	NORMA G. LIMJUCO	642,009	0	642,009	0.00
03-407029-3	JESUS T. LIMKIMSO	21,698,790	0	21,698,790	0.01
01-691100-1	JINNY LIMOCO	214,002	0	214,002	0.00
01-691500-2	FEDERICO G. LIMON	584,812	0	584,812	0.00
01-691300-7	FELIX H. LIMON	709,333	0	709,333	0.00
01-691600-5	CARMENCITA LIMOSNERO	470,806	0	470,806	0.00
01-691700-8	ROSENDO LIMOSNERO	214,002	0	214,002	0.00
01-692300-2	TEH SIU YONG LIMPE	714,000	0	714,000	0.00
03-623768-3	DELIA A. LIMPINGCO	290,000	0	290,000	0.00
01-692100-7	ROMEO U. LIMPINGCO	951,218	0	951,218	0.00
01-692800-6	ABRAHAM LIMQUECO	24,697	0	24,697	0.00
01-693500-3	BELEN I. LIMSON	577,912	0	577,912	0.00
01-693600-6	GENARA MANUEL LIMSON	36,594	0	36,594	0.00
03-475030-1	ELY LIMTIN	6,848,273	0	6,848,273	0.00
01-693900-4	CARMEN C. LIMUACO	465,884	0	465,884	0.00
01-268400-8	HAO LIN	192,602	0	192,602	0.00
02-231700-9	POH LIN	740,779	0	740,779	0.00
03-766374-8	YU RUN LIN	2,200,000	0	2,200,000	0.00
01-694800-7	JIMMY LINA	64,202	0	64,202	0.00
01-695100-3	AIDA LINA-BAUTISTA	642,009	0	642,009	0.00
01-695200-6	RAMON K. LINAN	8,559	0	8,559	0.00
01-695400-1	YOLANDA F. LINAN	12,826	0	12,826	0.00
01-695800-2	GORDON GRANT LINDSAY	428,006	0	428,006	0.00
01-696100-9	ISOBEL J.L. LINDSAY	214,002	0	214,002	0.00
03-377726-2	YOK LING CHAN	9,466	0	9,466	0.00
01-696800-8	OSCAR M. LINGAD	214,002	0	214,002	0.00
01-696700-5	ALICIA L. LINGAO	684,809	0	684,809	0.00
01-697000-1	JESUS M. LINSANGAN	271,004	50,000	321,004	0.00
01-697200-7	CARLOS P. LINTAG	481,505	0	481,505	0.00
01-697400-2	PABLO LINTAG&/OR CORAZON LINTAG	4,237,265	0	4,237,265	0.00
01-697500-5	TONY ANG LIOK	642,026	0	642,026	0.00
01-697800-3	CARLOS TAN BON LIONG	4,108,860	0	4,108,860	0.00
02-673100-4	SY U. LIONG	642,009	0	642,009	0.00
02-739800-4	TAN LIP BIN	256,810	0	256,810	0.00
01-698400-8	FLORENTINO LIPANG	100,429	0	100,429	0.00
01-698600-3	REV. FR. JULIO LIPAT	256,803	0	256,803	0.00
01-698700-6	ALAN LIPIO	1,007,954	0	1,007,954	0.00
01-699000-2	DENIS LIPIO	1,209,545	0	1,209,545	0.00
01-699200-8	RONALD LIPIO	350,000	0	350,000	0.00
03-692871-6	EVAN L. LIPKIS	3,000,000	0	3,000,000	0.00
03-304524-8	ALAN M. LIRIO	428,013	0	428,013	0.00
01-700000-7	LEONY LISBOA	214,002	0	214,002	0.00
01-700300-5	MARIQUITA V. LISING	3,424,049	0	3,424,049	0.00
03-694771-4	MILLARD R. LISTER	1,000,000	0	1,000,000	0.00
01-700400-8	NARCISO LISTON	433,607	80,000	513,607	0.00
01-701000-2	FELICIDAD LITONJUA	23,670	83,331	107,001	0.00
01-701900-7	LIBERATO E. LITTAUA	642,009	0	642,009	0.00
01-702300-6	MIGUEL LITTAUA	5,435,579	3,000,000	8,435,579	0.00
01-681000-8	MIGUEL R. LITTAUA	138,814	0	138,814	0.00
03-231813-6	RONALD LITTAUAA/C# 12-020	2,500,000	0	2,500,000	0.00
01-703100-6	JOHN LITTON	2,843,024	0	2,843,024	0.00
01-703200-9	JOHN J. LITTON	2,309,151	0	2,309,151	0.00
03-701074-7	JOHN DAVID LITTON	55,055	0	55,055	0.00
01-703300-1	MARTIN R. LITTON	99,999	0	99,999	0.00
01-703500-7	MICHAEL LITTON	343,040	0	343,040	0.00
03-683671-5	MICHAEL RUFINO LITTON	26,232	0	26,232	0.00
01-703000-3	JOHN LITTON JR.	918,696	0	918,696	0.00
01-704000-9	PAUL LITZ	38,938	0	38,938	0.00
01-704300-7	ANGELA O. LIU	133,320	0	133,320	0.00
01-706200-5	HSUEH HSIA LIU	99,990	0	99,990	0.00
01-706300-8	HU LIU	214,002	0	214,002	0.00
03-714374-2	JAMES LIU	4,787	0	4,787	0.00
01-705100-7	JANET T. LIU	456,538	0	456,538	0.00
01-705400-5	SILVIA LIU	342,212	0	342,212	0.00
01-705300-2	SILVIA TAN LIU	74,994	0	74,994	0.00
01-705500-8	SYLVIA TAN LIU	41,662	0	41,662	0.00
03-591945-5	THOMAS LIU	40,000	0	40,000	0.00
01-706700-9	VIRGINIA G. LIUSON	42,800	0	42,800	0.00
03-726474-7	GERVACIO LIWAG	3,140,000	0	3,140,000	0.00
01-707400-6	HERMINIO A. LIWANAG	1,612,724	0	1,612,724	0.00
01-707300-3	HERNANI B. LIWANAG	719,049	0	719,049	0.00
03-270619-8	MAJOR FLORENTINO Z. LIWANAG	1,075,177	0	1,075,177	0.00
01-707500-9	ALICIO LIWES	12,840	0	12,840	0.00
01-708900-5	LOVISA LIZARES	770,411	0	770,411	0.00
01-709300-4	NONATA LIZARES	449,406	0	449,406	0.00
01-709400-7	RAFAEL LIZARES	342,405	0	342,405	0.00
01-712700-8	CAROLINA VERA LLAMANZARES	6,848,100	0	6,848,100	0.00
01-711200-9	JOSEFINA ATAVIACO LLAMAS	53,500	0	53,500	0.00
01-711100-6	JULIA V. LLAMAS	68,479	0	68,479	0.00

01-711900-8	MA. SOCORRO C. LLAMAS	1,637,166	0	1,637,166	0.00
01-690100-6	MA. SOCORRO C. LLAMAS	128,405	0	128,405	0.00
01-712000-9	ROSANNE LIBORO LLAMAS	167,041	0	167,041	0.00
01-712300-7	AURORA R. LLAMSON	85,600	0	85,600	0.00
01-712900-3	VALERIO A. LLANDERAL	334,089	0	334,089	0.00
01-713000-4	ALICIA S. LLANES	85,597	0	85,597	0.00
01-713100-7	ELVIRA LLANES	64,200	0	64,200	0.00
01-713300-2	JUVENAL A. LLANEZA	202,390	0	202,390	0.00
03-642971-4	LLEWELLYN LLANILLO	1,112,768	0	1,112,768	0.00
03-769674-2	LIDUVINA C. LLANTO	1,000,000	0	1,000,000	0.00
01-715400-6	VIRGINIA R. LLARENA	275,243	0	275,243	0.00
01-715500-9	GLORIA LLAVE	428,006	0	428,006	0.00
01-715600-1	JOSE LLAVE	656,013	0	656,013	0.00
01-715800-7	CORAZON B. LLORCA	214,002	0	214,002	0.00
01-716100-3	FELICITAS LLORCA	4,793,669	0	4,793,669	0.00
01-716200-6	HERMINIA T. LLOREN	481,505	0	481,505	0.00
01-716500-4	CORAZON LLUCH	963,013	0	963,013	0.00
03-450430-3	ALEXANDER LO	9,186	0	9,186	0.00
01-717100-9	ANDERSON LO	57,065	0	57,065	0.00
01-717400-7	GEORGE LO	428,006	0	428,006	0.00
01-718000-1	VICTORIA V. LOANZON	963,014	0	963,014	0.00
03-198308-9	CONSTANCIA A. LOBO	38,521	0	38,521	0.00
03-198309-7	CONSTANCIA A. LOBOA/C#12-010	89,026	0	89,026	0.00
01-718200-7	MARIA CLARA L. LOBREGAT	898,813	0	898,813	0.00
01-718600-8	JEANNETTE M. LOCKIN&/OR DAVID W. LOCKIN	428,006	0	428,006	0.00
01-718800-3	ALFONSO LOCSIN	128,401	0	128,401	0.00
01-718900-6	ALFONSO J. LOCSIN	321,004	0	321,004	0.00
03-250717-2	ELENA C. LOCSIN	256,810	0	256,810	0.00
01-719300-5	ENRIQUETA LOCSIN	2,015,909	0	2,015,909	0.00
00-315700-3	JOY BERNARDEZ LOCSIN	227,686	0	227,686	0.00
01-719900-1	KENNETH LOCSIN	456,538	0	456,538	0.00
01-720100-1	LILIA T. LOCSIN	21,400	0	21,400	0.00
01-720300-7	MERCEDES M. LOCSIN	214,002	0	214,002	0.00
01-720600-5	VIVIAN YUCHENGCO LOCSIN	66,662	0	66,662	0.00
03-345424-4	TERESITA M. LOGRONIO	256,810	0	256,810	0.00
01-721300-2	HANS JORG LOHRER	856,013	0	856,013	0.00
03-711674-4	LUIS K. LOKIN, JR.	1,000,000	0	1,000,000	0.00
03-549139-9	DIZON S. LOLITA	142,026	0	142,026	0.00
01-721900-9	JUANITO C. LOMBOS	356,509	124,996	481,505	0.00
01-722200-5	ZACARIAS M. LOMBOY	85,601	0	85,601	0.00
03-762074-8	FLORANTE LOMIBAO	156,803	0	156,803	0.00
01-722500-3	FRANCISCO B. LOMIBAO	0	99,997	99,997	0.00
03-299924-2	FR. PIO LOMIBAO, OSB	7,101	24,999	32,100	0.00
01-722800-1	ANGELICA LOMOTAN	53,496	0	53,496	0.00
01-722900-4	BERNADETTE P. LOMOTAN	2,368,001	0	2,368,001	0.00
01-723000-5	BERNADETTE P. LOMOTAN	1,075,150	0	1,075,150	0.00
01-723100-8	CEZAR J. LOMOTAN	642,009	0	642,009	0.00
01-723500-9	FE R. LOMOTAN	1,385,879	0	1,385,879	0.00
01-723600-1	JOSE LOMOTAN	171,004	150,000	321,004	0.00
01-723700-4	JOSE J. LOMOTAN&/OR MIGUELA F. LOMOTAN	228,006	200,000	428,006	0.00
01-723800-7	LUTGARDA J. LOMOTAN	60,506	0	60,506	0.00
01-724100-3	MIGUELA LOMOTAN	171,004	150,000	321,004	0.00
01-724300-9	LEONARDA G. LOMUNTAD	214,002	0	214,002	0.00
01-724400-1	WILMA LOND	428,006	0	428,006	0.00
01-724600-7	ROBERT A. LONG&/OR FLORITA R. LONG	201,589	0	201,589	0.00
03-630270-5	LAURENCE D. LONOD	1,500,000	0	1,500,000	0.00
01-725200-1	ALBERTO T. LOOYUKO	15,807,966	0	15,807,966	0.01
01-725400-7	GABRIEL LOPA&/OR LUIS LOPA	349,996	0	349,996	0.00
03-531939-6	GABRIEL C. LOPA	233,324	0	233,324	0.00
01-727700-6	ADORATRIZ F. LOPEZ	107,001	0	107,001	0.00
01-726900-6	ALFONSO LOPEZ	5,048	0	5,048	0.00
01-727300-5	ALFONSO T. LOPEZ	499,937	0	499,937	0.00
01-726400-2	ALICE S. LOPEZ	42,800	0	42,800	0.00
01-726200-7	AMY GUSTILO LOPEZ	299,601	0	299,601	0.00
01-727600-3	ANATALIA M. LOPEZ	49,998	0	49,998	0.00
01-728000-2	ANGELA CRISTINA R. LOPEZ	96,301	0	96,301	0.00
01-726500-5	ANTONIO LOPEZ	403,530	0	403,530	0.00
01-727200-2	ANTONIO C. LOPEZ	169,415	0	169,415	0.00
01-727400-8	ASUNCION LOPEZ	1,549,981	0	1,549,981	0.00
01-728200-8	BEATRIZ EUGENIO R. LOPEZ	7,101	25,000	32,101	0.00
03-367724-5	BENEDICTO C. LOPEZ	898,836	0	898,836	0.00
03-581042-5	BERNARD S. LOPEZ	4,710,000	0	4,710,000	0.00
01-728100-5	BIENVENIDO M. LOPEZ	29,996	0	29,996	0.00
01-729200-3	CAROLINA C. LOPEZ	70,000	0	70,000	0.00
01-728500-6	CESAR B. LOPEZ	642,009	0	642,009	0.00
01-728600-9	CONNIE LOPEZ	2,947,720	0	2,947,720	0.00
01-726100-4	CONNIE LOPEZ	210,531	0	210,531	0.00
01-728800-4	CONSUELO R. LOPEZ	6,291,696	0	6,291,696	0.00
01-728700-1	CORAZON Y. LOPEZ	642,009	0	642,009	0.00

03-393629-4	CRISTINA A. LOPEZ	36,964	0	36,964	0.00
01-729300-6	DANIEL C. LOPEZ	0	500,000	500,000	0.00
01-729400-9	DOLORES B. LOPEZ	21,400	0	21,400	0.00
01-729600-4	EDGARDO M. LOPEZ	85,601	0	85,601	0.00
01-729500-1	EDMUNDO B. LOPEZ	4,815,073	0	4,815,073	0.00
01-730100-2	ELVIRA CARMEN R. LOPEZ	88,892	87,497	176,389	0.00
01-729700-7	ERNESTO R. LOPEZ	150,228	0	150,228	0.00
01-728400-3	ERNESTO BENJAMIN R. LOPEZ	96,301	0	96,301	0.00
01-730700-9	FEDERICO DANIEL R. LOPEZ	224,701	0	224,701	0.00
01-730500-3	FELIX S. LOPEZ	54,200	10,000	64,200	0.00
01-730300-8	FIDEL J. LOPEZ	61,762	0	61,762	0.00
03-183106-9	GERRY LOPEZ	302,392	0	302,392	0.00
01-732200-6	IGNACIO LOPEZ	107,001	0	107,001	0.00
03-373424-6	JOSE B. LOPEZ	128	0	128	0.00
01-732800-2	JOSELITO G. LOPEZ	180,617	0	180,617	0.00
01-732400-1	JULIETA Q. LOPEZ	1,284,019	0	1,284,019	0.00
01-733600-2	LOUINA B. LOPEZ	428,006	0	428,006	0.00
01-734000-1	LUCIANO LOPEZ	23,802,260	1,000,000	24,802,260	0.01
01-734200-7	LUZ CECILIA LOPEZ	53,500	0	53,500	0.00
03-727174-4	MA. CONSUELO R. LOPEZ	6,000,000	0	6,000,000	0.00
01-735200-2	MANUEL G. LOPEZ	642,009	0	642,009	0.00
03-442729-9	MANUEL M. LOPEZ	75,745	0	75,745	0.00
03-277119-2	MANUEL S. LOPEZ	128,405	0	128,405	0.00
01-737000-8	MARIA PRESENTACION R. LOPEZ	199,701	25,000	224,701	0.00
01-735600-3	MARIANO B. LOPEZ	108,401	20,000	128,401	0.00
01-734600-8	MATEA LOPEZ	5,039,776	0	5,039,776	0.00
01-734900-6	MERCY P. LOPEZ	33,333	0	33,333	0.00
01-737400-9	NICANOR T. LOPEZ18 DONA LUZ ST.,	256,803	0	256,803	0.00
01-737300-6	NOLI LOPEZ	321,004	0	321,004	0.00
01-738200-9	PAZ MERCEDEZ R. LOPEZ	135,501	25,000	160,501	0.00
01-738100-6	PRISCILLA LOPEZ	42,800	0	42,800	0.00
01-738500-7	RAFAEL C. LOPEZ	240,752	0	240,752	0.00
01-738300-1	RAMON LOPEZ&/OR HELEN	24,777	0	24,777	0.00
03-494630-4	RICHARD B. LOPEZ	1,947	0	1,947	0.00
03-345824-5	RICHARD C. LOPEZ	684,827	0	684,827	0.00
03-337724-2	RICHARD C. LOPEZ	273,930	0	273,930	0.00
01-739300-7	ROSALINDA H. LOPEZ	53,500	0	53,500	0.00
01-738700-2	ROSARIO LOPEZ	2,214,933	0	2,214,933	0.00
01-739500-2	SARAH LOPEZ	56,808	0	56,808	0.00
03-524439-8	SATURNINA M. LOPEZ	1,797,672	0	1,797,672	0.00
01-740100-3	TEODORO LOPEZ	6,050,561	0	6,050,561	0.00
01-740300-9	TERESITA LOPEZ	160,501	0	160,501	0.00
01-740800-2	VALIANTE P. LOPEZ	321,004	0	321,004	0.00
01-740500-4	VICENTE A. LOPEZ	128,401	0	128,401	0.00
03-524639-3	VIRGINIA LOPEZ	449,418	0	449,418	0.00
01-737600-4	OSCAR MARTIN R. LOPEZ JR.	7,101	25,000	32,101	0.00
01-732500-4	JUSTINA C. LOPEZ,	69,266	0	69,266	0.00
01-740200-6	TEODORO LOPEZ, SR.	973,408	0	973,408	0.00
01-740900-5	OSCAR P. LOPEZ-DEE	4,999	0	4,999	0.00
01-741200-1	ANGELES Z. LORAYES	250,000	0	250,000	0.00
01-744400-3	GODOFREDO LORENZANA	428,006	0	428,006	0.00
01-744500-6	GODOFREDO LORENZANA	171,196	0	171,196	0.00
01-741800-8	CORAZON Y. LORENZO	67,196	0	67,196	0.00
01-742800-3	ENRICO P. LORENZO	43,291	0	43,291	0.00
01-743200-2	FLOR LORENZO	299,604	0	299,604	0.00
01-743300-5	FLORO LORENZO	1,710,040	1,499,968	3,210,008	0.00
01-743900-1	MA. LUISA R. LORENZO	42,800	0	42,800	0.00
01-744100-5	PABLO LORENZO	42,800	0	42,800	0.00
01-742500-5	EMILIO M. LORENZO JR.&/OR VIRGINIA V. LORENZO	10,751,511	0	10,751,511	0.01
01-741700-5	CONRADO B. LORENZO SR.	1,284,019	0	1,284,019	0.00
01-744700-1	TEOFILA P. LORO	42,800	0	42,800	0.00
01-745500-1	PETER REEVES LOUGHTON	4,160,628	0	4,160,628	0.00
01-745600-4	PO Y. LOUIE& MELINDA F. LOUIE	428,006	0	428,006	0.00
01-745900-2	RICSON LOW	1,075,150	0	1,075,150	0.00
03-162403-5	JEAN LOWE	34,240	0	34,240	0.00
03-162503-8	JOHN PHILIP LOWE	34,240	0	34,240	0.00
01-746300-1	ANGELINE D. LOYOLA	556,825	0	556,825	0.00
03-187007-6	CRISPIN A. LOYOLA	284,052	1,000,000	1,284,052	0.00
01-746400-4	TERESA O. LOYOLA	321,004	0	321,004	0.00
01-746500-7	WILHEMINA W. LOYOLA	32,098	0	32,098	0.00
01-746900-8	FRANCISCO S. LOZADA	42,800	0	42,800	0.00
03-523639-8	NATHAN LOZADA	128,405	0	128,405	0.00
01-747100-1	OLGA LOZADA	205,440	0	205,440	0.00
01-747200-4	PRESENTACION LOZADA	59,920	0	59,920	0.00
03-274519-7	RENE S. LOZADA	1,395,865	0	1,395,865	0.00
01-747300-7	ASUNCION N. LOZANO	42,800	0	42,800	0.00
01-747500-2	ELIZABETH LOZANO	64,200	0	64,200	0.00
01-747700-8	MARIA RELIETA LOZANO	1,027,213	0	1,027,213	0.00
01-747600-5	MANUEL LOZANO JR.	214,002	0	214,002	0.00

03-173203-6	BETTY LU	3,199,998	0	3,199,998	0.00
01-749200-5	EARL MING TEH LU	456,539	0	456,539	0.00
01-749300-8	ELENA LU	164,002	50,000	214,002	0.00
03-756674-5	JAMES LU	64,688	0	64,688	0.00
01-749600-6	JOCELYN LU	214,002	0	214,002	0.00
01-759500-4	KIA LU	2,349,953	0	2,349,953	0.00
01-759600-7	LIONG KI LU	513,620	0	513,620	0.00
01-750500-5	RUFINO LU	214,002	0	214,002	0.00
01-750400-2	RUFINO LU&/OR FLOBERFIDA BANARES	42,800	0	42,800	0.00
01-751000-7	CORAZON Y. LUA	428,006	0	428,006	0.00
01-751200-2	JOSEFA T. LUA	299,601	0	299,601	0.00
01-752400-3	HELEN M. LUANSING	400,000	0	400,000	0.00
01-752700-1	CONSOLACION M. LUCAS	214,002	0	214,002	0.00
01-752800-4	GAUDELIA P. LUCAS	401,254	0	401,254	0.00
01-752900-7	JIMMY LUCAS	64,200	0	64,200	0.00
01-753400-9	MA. ROSARIO M. LUCAS	85,601	0	85,601	0.00
01-753700-7	ANTONIO R. LUCENA	128,405	0	128,405	0.00
03-553339-2	FERMIN S. LUCENA	9,466	0	9,466	0.00
01-753900-2	RAMON P. LUCENA	513,605	0	513,605	0.00
01-754100-6	MAURA S. LUCERO	32,098	0	32,098	0.00
01-754200-9	TEODORO LUCERO	856,013	0	856,013	0.00
01-754500-7	LAWRENCE LUCHAN	45,337	0	45,337	0.00
01-754700-2	GUILLELMO D. LUCHANGCO	482,671	0	482,671	0.00
01-755200-4	ROSA A. LUCIDO	64,202	0	64,202	0.00
01-755700-8	OCTAVIANO R. LUDEYA	428,006	0	428,006	0.00
01-755900-3	MARIA LUDO	950,000	0	950,000	0.00
01-756000-4	SILVANO LUDO	428,006	0	428,006	0.00
03-143503-1	ELIZABETH DIY LUDOVICO	78,112	0	78,112	0.00
03-105200-6	YUE LUEN CHIN	214,002	0	214,002	0.00
01-756100-7	JOSEFINA C. LUGAY	483,813	0	483,813	0.00
01-756400-5	TESSIE LUGAY	7,806,758	0	7,806,758	0.00
01-756700-3	RENATO LUGTO&/OR RUFINO LIRAG JR.	256,803	0	256,803	0.00
01-756800-6	IGNACIO LUGTU	196,803	0	196,803	0.00
01-756900-9	RENE T. LUGUE	4,331,417	0	4,331,417	0.00
03-547139-8	CONCEPCION H. LUIS	55,076	0	55,076	0.00
01-758500-9	ROSELLEN LUJAN	1,284,019	0	1,284,019	0.00
01-758700-4	LOLITA TAN LUKANG	54,239	0	54,239	0.00
01-758800-7	SIMEON M. LUKANG&/OR BEE EN LUKANG	214,002	0	214,002	0.00
01-759100-3	ANTONIO LUKBAN	599,209	0	599,209	0.00
01-760000-2	FLORENCIO LUMABAS	963,039	0	963,039	0.00
03-149503-4	ESTHER C. LUMALU&/OR LUMALU, EYMARD C.	85,564	30,000	115,564	0.00
01-760400-3	LEONARDO LUMBA JR.	428,006	0	428,006	0.00
01-760500-6	PROSERFINA LUMBABA	353,114	0	353,114	0.00
01-760800-4	PIO LUMBABO	64,200	0	64,200	0.00
01-761300-6	VICTORIA PAZ G. LUMINARIAS&/OR DAVID B. JAVIER	410,876	0	410,876	0.00
03-703974-2	VICTORIO LUMPIAS	2,000,000	0	2,000,000	0.00
01-761500-1	MARCIAL LUMUCSO&/OR ERLINA LUMUCSO	85,601	0	85,601	0.00
01-761600-4	ANITA O. LUNA	214,002	0	214,002	0.00
01-762400-4	LEO M. LUNA	2,103,229	416,655	2,519,884	0.00
01-762300-1	LIBERTY LUNA	577,782	0	577,782	0.00
01-762500-7	MARIO LUNA&/OR LITA LUNA	1,604,984	0	1,604,984	0.00
03-172503-9	RUFINO Y. LUNA	333,330	0	333,330	0.00
01-762000-3	GUILLELMO P. LUNA JR.	85,601	0	85,601	0.00
01-763900-3	ROWENA D. LURES	85,601	0	85,601	0.00
01-764000-4	FRANCISCO G. LUSOC	428,006	0	428,006	0.00
01-764100-7	ROISIDRA P. LUSOC	56,810	200,000	256,810	0.00
01-764900-9	ALICIA LUSTRE	128,401	0	128,401	0.00
01-765100-2	AMADEO F. LUSTRE JR.	1,690,625	0	1,690,625	0.00
01-765300-8	DIANA LUSUAN	321,013	0	321,013	0.00
01-765500-3	ANITA LUY	428,006	0	428,006	0.00
01-765600-6	EDWIN LUY	6,735,809	0	6,735,809	0.00
01-765700-9	ERNESTO LUY	3,723,564	0	3,723,564	0.00
01-765900-4	KIM GUAN LUY	74,539,041	0	74,539,041	0.04
01-766100-8	KIM YAM LUY	2,015,909	0	2,015,909	0.00
01-766300-3	YU HEE LUY	47,785	0	47,785	0.00
01-765800-1	ENRIQUE LUY, JR.	3,639,266	0	3,639,266	0.00
01-767100-3	AMADO R. LUZ	428,006	0	428,006	0.00
01-767200-6	DOLORES LUZ	85,597	0	85,597	0.00
01-767300-9	MARIO LUZ	42,800	0	42,800	0.00
01-767400-1	AGUSTIN LUZURIAGA&/OR BLANQUITA LUZURIAGA	2,354,035	0	2,354,035	0.00
01-767600-7	BLANQUITA ABAD VDA. DE LUZURIAGA	189,363	0	189,363	0.00
01-768300-4	ROLANDO LEE LUZURIAGA	4,280,066	0	4,280,066	0.00
01-768800-8	CELINE TAN LY	890,247	0	890,247	0.00
03-773574-8	LING LY	2,000,000	0	2,000,000	0.00
03-335824-4	JOSE F. MABANTA	1,284,052	0	1,284,052	0.00
01-769900-6	PACIANO MABANTA	278,203	0	278,203	0.00
01-770300-1	MARCIANA G. MABINI	214,002	0	214,002	0.00
03-550239-3	MA. TERESITA MABULAY&/OR JOHN PACINA	642,026	0	642,026	0.00
01-771300-7	ELOISA MABUTAS	171,202	0	171,202	0.00

01-771100-1	ELOISA SANTOS MABUTAS	1,272,085	0	1,272,085	0.00
01-771500-2	ADELAIDA MAC	91,303	0	91,303	0.00
01-771900-3	JOSENA M. MACADANGDANG	295,638	0	295,638	0.00
01-772000-4	JOSENA M. MACADANGDANG	107,503	0	107,503	0.00
01-772100-7	ANTONIO MACAISA	428,006	0	428,006	0.00
01-772300-2	CONCHITA C. MACAISA	171,202	0	171,202	0.00
01-772400-5	ERLINDA C. MACAISA	428,006	0	428,006	0.00
01-773100-2	ARACELI L. MACALINAO	85,601	0	85,601	0.00
03-351724-1	ZENAIDA MACALINCAG&/OR LUCIANO &/OR MA. LIZA	785,282	0	785,282	0.00
01-773600-6	REINERIO MACALINDONG	85,601	0	85,601	0.00
01-772500-8	RODOLFO G. MACALMA	64,200	0	64,200	0.00
01-773800-1	EVA M. MACAPAGAL	171,202	0	171,202	0.00
01-773900-4	FLORITA U. MACAPAGAL	351,723	0	351,723	0.00
01-773700-9	LETICIA TRINIDAD MACAPAS	513,607	0	513,607	0.00
01-774000-5	RAMONA MACAPINLAO	160,501	0	160,501	0.00
01-774100-8	ELTRUDE G. MACARAEG	642,009	0	642,009	0.00
03-761874-4	HARRY W. MACARAEG	7,851,268	0	7,851,268	0.00
03-319924-7	ROMAN A. MACARAEG	645,103	0	645,103	0.00
03-675971-3	ARACELI A. MACARAIG	2,371,360	0	2,371,360	0.00
03-525539-6	ARACELI A. MACARAIG&/OR CATALINO MACARAIG, JR.	99,612,900	0	99,612,900	0.05
03-580142-2	MIRIAM MACARAIG	302,988	0	302,988	0.00
01-774500-9	SYLVIA MACARAIG	54,239	0	54,239	0.00
03-380226-1	CATALINO MACARAIG, JR.	2,866,459	0	2,866,459	0.00
01-774700-4	ALEJANDRO MACARANAS, JR.	42,800	0	42,800	0.00
01-775200-6	GERARD JOEY RECENO MACARANDANG	22,826	0	22,826	0.00
01-774600-1	ANGELINA MACARASIG	150,220	528,847	679,067	0.00
01-775300-9	ALMA MAGCAL MACAS	42,800	0	42,800	0.00
01-775800-2	NENITA B. MACASAET	85,601	0	85,601	0.00
01-776200-1	VICTORIO R. MACASAET	85,601	0	85,601	0.00
03-287122-2	ANGELITA MACASAET-CONDE	642,026	0	642,026	0.00
01-775400-1	DOMINGO C. MACASERO	328,006	100,000	428,006	0.00
01-776300-4	AMELITA MACATANGAY	21,400	0	21,400	0.00
01-776800-8	ESPERANZA MIRASOL MACAVINTA	21,400	0	21,400	0.00
01-777000-1	NANCY MACAVINTA	21,400	0	21,400	0.00
03-428929-5	GONZALO R. MACEDA	160,896	0	160,896	0.00
01-777400-2	JOSE M. MACEDA&/OR MADELYN C. MACEDA	2,505,711	0	2,505,711	0.00
01-777600-8	ALICE FORD MACFARLAND	45,645	0	45,645	0.00
01-778000-7	DOUGLAS MACKENZIE	128,401	0	128,401	0.00
01-778200-2	ALICE MACLAN	71,398	0	71,398	0.00
01-778300-5	ALICIA C. MACLAN	21,400	0	21,400	0.00
01-778700-6	HAROLD J. MACLEAN	513,607	0	513,607	0.00
01-778800-9	RICAFIN V. MACOY	54,200	10,000	64,200	0.00
01-779500-6	FERNANDO MADARANG	1,069,531	374,990	1,444,521	0.00
01-779600-9	JULIET A. MADARANG&/OR LEOPOLDO P. MADARANG	439,640	0	439,640	0.00
01-779700-1	LEOPOLDO P. MADARANG	659,464	0	659,464	0.00
03-417029-4	ROSARIE CELINE B. MADARANG	141,869	0	141,869	0.00
01-780100-7	ORLANDO MADDEL SR.	85,601	0	85,601	0.00
01-779900-7	DWIGHT MADDELA	42,800	0	42,800	0.00
01-780000-4	JOSEFA MADDELA&/OR VICENTE MADDELA JR.	17,120	0	17,120	0.00
01-780400-5	VICENTE MADDELA	285,333	0	285,333	0.00
01-780300-2	ORLANDO MADDELA JR.	85,601	0	85,601	0.00
01-780700-3	VINCENT JOSEPH MADELLA	14,263	0	14,263	0.00
01-780800-6	FELICITAS MADERA	85,601	0	85,601	0.00
01-781500-3	PACIENCIA MADLANGBAYAN	192,602	0	192,602	0.00
01-781700-9	PABLO MADRAZO	642,009	0	642,009	0.00
01-781800-1	PABLO MADRAZO	54,200	10,000	64,200	0.00
03-790374-8	RENE AL R. MADRAZO	248,627	0	248,627	0.00
03-190207-4	APOLLO P. MADRID	1,812,766	0	1,812,766	0.00
01-782000-5	BENITO LA MADRID	1,284,019	0	1,284,019	0.00
01-783200-6	LILLIAN MADSEN	4,280,066	0	4,280,066	0.00
01-783300-9	EFREN MADULID	625,000	0	625,000	0.00
01-783600-7	VICENTE B. MAGADIA	722,263	0	722,263	0.00
01-784100-9	JACINTA L. MAGALLANES	214,002	0	214,002	0.00
01-784000-6	NANCY ANN DACIO MAGALONA	42,800	0	42,800	0.00
01-784400-7	ARNULFO MAGAS	271,004	50,000	321,004	0.00
01-784600-2	LORENZO MAGAS	64,200	0	64,200	0.00
01-784700-5	CECILIA D. MAGAT	128,401	0	128,401	0.00
01-762900-8	MILAGROS ONG MAGAT	1,000,000	0	1,000,000	0.00
01-785100-4	ELINORA M. SANTOS MAGAYANES	35,664	0	35,664	0.00
01-785200-7	JESS G. MAGBAG	171,202	0	171,202	0.00
01-785500-5	JUANITO MAGBANUA	50,802	0	50,802	0.00
03-556239-6	JOSELITA C. MAGCASE	82,835	0	82,835	0.00
01-786000-7	EDUARDO MAGCAUAS	85,212	0	85,212	0.00
01-785900-6	DIVINA G. MAGCAWAS	426,067	0	426,067	0.00
01-786900-1	MAXIMO MAGDALENA	67,434	0	67,434	0.00
01-786200-2	MA. ERLINDA F. MAGDALES	4,715	0	4,715	0.00
01-786300-5	EMILIANO D. MAGDANGAL	424,804	0	424,804	0.00
01-786700-6	FEDERICO MAGDANGAL	897,891	0	897,891	0.00
01-787000-2	PAULITA P. MAGDANGAL&/OR YOLANDA G. RAVELA	214,002	0	214,002	0.00

01-787100-5	CARMEL MAGENIS	2,568,039	0	2,568,039	0.00
01-787400-3	PAMELA A. MAGHIRANG	2,568,039	0	2,568,039	0.00
03-203308-5	MINERVA J. MAGLALANG	71,202	0	71,202	0.00
01-787800-4	MINERVA JAVIER MAGLALANG	47,340	0	47,340	0.00
01-788200-3	TOMAS P. MAGLANSANG	1,926,029	0	1,926,029	0.00
01-787500-6	BIENVENIDO G. MAGLAYA	85,601	0	85,601	0.00
01-787600-9	CRESCENCIANA S. MAGLAYA	1,451,463	0	1,451,463	0.00
01-787700-1	JUNE P. MAGLAYA	14,202	16,666	30,868	0.00
01-788300-6	ELISA A. MAGLONZO	128,401	0	128,401	0.00
01-788600-4	BENIGNO MAGPANTAY	576,245	100,000	676,245	0.00
01-788700-7	MILA M. MAGPANTAY	428,006	0	428,006	0.00
01-789200-9	BAYANI B. MAGSAMBOL	599,202	0	599,202	0.00
01-789900-8	RODOLFO R. MAGSARILI	1,734,758	0	1,734,758	0.00
01-789500-7	MARIO B. MAGSAYSAY	241,437	0	241,437	0.00
03-303024-9	ARTHUR C. MAGSINO	611,438	0	611,438	0.00
03-303124-1	BENEDICTO MAGSINO	611,438	0	611,438	0.00
03-302524-7	BENJAMIN C. MAGSINO	611,437	0	611,437	0.00
01-790400-6	EMILIANO MAGSINO	42,800	0	42,800	0.00
01-790800-7	LEON L. MAGSINO	198,777	0	198,777	0.00
01-791100-3	MARIANO L. MAGSINO	128,401	0	128,401	0.00
01-863300-9	EDGARDO M. MAGTALAS	50,000	0	50,000	0.00
01-791600-7	ANTONIO B. MAGTIBAY	128,401	0	128,401	0.00
03-624768-9	CIRILO MAGTIRA	407,437	0	407,437	0.00
01-792200-1	EDGARDO MAGUYON	371,213	0	371,213	0.00
01-792800-8	OLGA MAJUL	308,162	0	308,162	0.00
01-793000-1	FLORENTINO P. MAKABENTA	1,108,777	0	1,108,777	0.00
01-793100-4	IRMINA MAKABENTA	49,930	0	49,930	0.00
01-794200-2	BARRY S. MAKASIAR	233,325	0	233,325	0.00
01-794600-3	KAZUO MAKI	107,512	0	107,512	0.00
03-303924-3	NELIA PAMPLONA MALABANAN	93,168	0	93,168	0.00
01-773200-5	FEDERICO N. MALACA	21,299	0	21,299	0.00
03-481530-4	AMADO A. MALACAMAN, JR.	221,791	0	221,791	0.00
01-795400-3	MAXIMO G. MALAGAR	642,009	0	642,009	0.00
01-795600-9	DESIDERIO MALAKI	17,111	0	17,111	0.00
01-795700-1	CIRILO P. MALAMION&/OR SERVILLA O. MALAMION	128,324	0	128,324	0.00
01-795800-4	HENRY DAVID MALANOWSKI	1,284,019	0	1,284,019	0.00
01-795900-7	ROMULO S. MALAPIT	273,921	0	273,921	0.00
03-492830-9	JAIME Z. MALAY	111,282	0	111,282	0.00
03-559439-8	EUFROSINA L. MALDIA	50,000	0	50,000	0.00
01-796500-1	PETRONA M. MALICDEM	85,601	0	85,601	0.00
01-796600-4	RODOLFO MALICDEM	171,202	0	171,202	0.00
01-796700-7	ESTELITO B. MALIG	85,601	0	85,601	0.00
01-797000-3	JANET MALINIS	166,656	0	166,656	0.00
01-797100-6	MURPHY MALIS	53,423	0	53,423	0.00
01-797200-9	FLORENTINO MALIWAT	1,926,029	0	1,926,029	0.00
01-797300-1	ROLANDO V. MALIWAT	42,800	0	42,800	0.00
01-797500-7	AMELIA MALLARI	214,002	0	214,002	0.00
01-797700-2	JOVITA MALLARI	642,009	0	642,009	0.00
01-797800-5	MAGNO R. MALLARI	42,800	0	42,800	0.00
01-797900-8	TOMAS S. MALLARI	171,202	0	171,202	0.00
01-798100-1	JOSE A. MALOLES	33,330	0	33,330	0.00
01-798300-7	OCTAVIO L. MALOLES&/OR ALICIA DE SANTOS MALOLES	3,697,931	0	3,697,931	0.00
01-798500-2	VENANCIO M. MALOLOS	128,401	0	128,401	0.00
01-798700-8	ELISEO MALONG&/OR SATURNINA MALONG	23,055	0	23,055	0.00
01-799000-4	WILHELMINA M. MALONG	456,510	0	456,510	0.00
01-799100-7	NIEVES D. MALTO	189,363	0	189,363	0.00
01-799300-2	ISMAELITA MALUTO	503,976	0	503,976	0.00
01-799400-5	ALBERTO MALVAR	214,002	0	214,002	0.00
01-799800-6	MARIQUITA M. MALVAR	237,673	83,331	321,004	0.00
01-800000-9	ALBERTO S. MAMARIL	42,800	0	42,800	0.00
01-799900-9	ARMADO V MAMARIL	85,601	0	85,601	0.00
01-800100-1	CESAR V. MAMARIL	577,807	0	577,807	0.00
01-801100-7	NORMITA L. MAMURIO	214,002	0	214,002	0.00
01-801300-2	ROSARIO V. MAMUYAC	124,776	43,748	168,524	0.00
01-801400-5	GEORGE MAN	984,019	300,000	1,284,019	0.00
01-801700-3	LEONARDO B. MANABAT	236,442	0	236,442	0.00
01-802500-3	ELVIRA L. MANAHAN	856,013	0	856,013	0.00
01-802700-9	JOSEFINA MANAHAN	222,727	0	222,727	0.00
01-802600-6	JULITA S. MANAHAN	642,009	0	642,009	0.00
01-805400-7	EDUARDO V. MANALAC	1,348,219	0	1,348,219	0.00
01-805700-5	PERFECTO M. MANALAC	1,284,019	0	1,284,019	0.00
01-806400-2	FLORDELIZA MANALANG	12,369,386	0	12,369,386	0.01
01-806600-8	LUCIA MANALANG	3,210,049	0	3,210,049	0.00
03-596245-3	ALLAN MANALASTAS	1,000,000	0	1,000,000	0.00
03-606445-2	FELIPE MANALASTAS	10,751,788	0	10,751,788	0.01
01-807200-2	MANUEL MANALASTAS	898,813	0	898,813	0.00
01-807300-5	MILAGROS CRUZ MANALASTAS	214,002	0	214,002	0.00
01-807000-7	FELIPE MANALASTAS, JR.	1,084,019	200,000	1,284,019	0.00
01-806900-6	MINA MANALIGOD&/OR LOURDES LAPENA	642,017	0	642,017	0.00

01-802800-1	ALFREDO MANALO	192,602	0	192,602	0.00
01-802900-4	AUGUSTO D. MANALO&/OR DOLORES L. MANALO	963,012	0	963,012	0.00
03-339324-2	CECILIA MAPA MANALO	1,284,052	0	1,284,052	0.00
01-803400-6	CONSUELO MANALO	29,959	0	29,959	0.00
01-803700-4	EMERITO MANALO	54,239	0	54,239	0.00
01-804100-3	GALO M. MANALO	403,180	0	403,180	0.00
01-804200-6	ILEANA LAZAR MANALO	42,800	0	42,800	0.00
01-804300-9	JOSE MANALO	0	200,000	200,000	0.00
01-804400-1	JOSE MANALO	300,000	300,000	600,000	0.00
01-804600-7	JOSEFINA MANALO	75,592	0	75,592	0.00
01-804800-2	PEDRO MANALO, JR.	1,511,930	0	1,511,930	0.00
03-769374-4	CORAZON MANALO-SCORDO	107,001	0	107,001	0.00
01-806000-1	FELY A. MANALOTO	42,800	0	42,800	0.00
01-806800-3	MIGUEL MANALOTO, JR.	214,002	0	214,002	0.00
01-807700-6	BONIFACIO Q. MANANSALA	214,002	0	214,002	0.00
01-807800-9	IMELDA B. MANANSALA	428,006	0	428,006	0.00
01-808000-2	EILEEN JU LEAH C. MANAOIS	886,666	0	886,666	0.00
01-808200-8	NARCISA MANAPSAL	3,081,643	0	3,081,643	0.00
03-471330-8	MARIANO MANAS&/OR ARACELI MANAS	1,514,943	0	1,514,943	0.00
01-808600-9	REMEDIOS T. MANAS	214,002	0	214,002	0.00
01-807900-1	MARIA A. MANASALA	321,004	0	321,004	0.00
01-808900-7	MIGUEL MANCAO	3,168,979	0	3,168,979	0.00
01-808800-4	MIGUEL PA MANCAO&/OR TERESITA Y. MANCAO	1,358,135	0	1,358,135	0.00
01-809000-8	JOSEPH K. MANCILLA	124,995	0	124,995	0.00
01-809400-9	ERNESTO MANDANAS	410,894	0	410,894	0.00
01-809500-1	HERBERT H. MANDEL	2,996,046	0	2,996,046	0.00
01-810700-9	TERESITA C.A. MANEGO	215,026	0	215,026	0.00
01-810800-1	VICTORIA B. MANEGO	214,002	0	214,002	0.00
01-812100-3	CECAR RAVAL MANGADANG	321,004	0	321,004	0.00
01-810900-4	CONRADO MANGAHAS	19,999	0	19,999	0.00
01-811400-6	EDMUND B. MANGAHAS	999,972	0	999,972	0.00
01-811800-7	FRANCIS B. MANGAHAS	1,075,150	0	1,075,150	0.00
01-811300-3	CARMELENE V. MANGAHIS	42,800	0	42,800	0.00
01-812300-9	CONRADO A. MANGALINDAN	1,027,213	0	1,027,213	0.00
01-812200-6	PETER MANGASING	428,006	0	428,006	0.00
01-812500-4	EDUARDO MANGILINAN	214,002	0	214,002	0.00
01-812600-7	RICARDO MANGLICMOT	42,800	0	42,800	0.00
01-813100-9	EUFEMIA R. VDA. DE MANGROBANG	271,004	50,000	321,004	0.00
01-813300-4	CARIDAD MANGUBAT	233,325	0	233,325	0.00
01-813800-8	LOURDES A. MANGUBAT	542,009	100,000	642,009	0.00
01-813600-2	LUZ RESPONDOR MANGUBAT	18,936	0	18,936	0.00
01-813400-7	JOSE MANGUIAT JR.	26,320	0	26,320	0.00
01-815000-7	ENRIQUE G. MANIAGO	64,200	0	64,200	0.00
01-815200-2	JORGE G. MANIAGO	128,401	0	128,401	0.00
03-235115-5	DAVID C. MANIPULA	270	0	270	0.00
01-816100-5	AVELINO MANIQUIS	23,005	20,000	43,005	0.00
01-816500-6	PROCOPIO MANIQUIS	85,601	0	85,601	0.00
01-816600-9	RODOLFO MANIQUIS	128,401	0	128,401	0.00
01-817200-3	REBECCA S. MANLAPAZ	214,002	0	214,002	0.00
01-795200-8	WARLITO P. MANLAPAZ	7,319,096	0	7,319,096	0.00
01-817400-9	ABAD M. MANLICLIC	34,201	0	34,201	0.00
01-817600-4	MARCELINO MANLICLIC	214,002	0	214,002	0.00
01-818000-3	CATALINO N. MANLULU	162,602	30,000	192,602	0.00
03-320824-6	JAMES W. MANN&/OR NANCY J. MANN	513,620	0	513,620	0.00
01-819600-5	ANGELA T. MANOTOK	428,006	0	428,006	0.00
01-819700-8	CLARA MANOTOK	513,605	0	513,605	0.00
01-820200-6	PATRIA L. MANOTOK	214,002	0	214,002	0.00
01-820300-9	RAMON MANOTOK	755,962	0	755,962	0.00
01-820400-1	ALICIA MANRIQUE	642,009	0	642,009	0.00
01-820500-4	ERNESTO MANRIQUE	542,009	0	542,009	0.00
03-638571-5	ERNESTO G. MANRIQUE	49,800	0	49,800	0.00
01-820600-7	GABRIEL G. MANRIQUE	42,800	0	42,800	0.00
01-820800-2	PAULINA I. MANRIQUE	642,009	0	642,009	0.00
01-820900-5	PATERNIO V. MANSO	428,006	0	428,006	0.00
01-821100-9	ARACELI MA. P. MANSOR	513,605	0	513,605	0.00
01-821200-1	AQUILINO MANSUETO	428,006	0	428,006	0.00
03-351524-6	AGNES C. MANTOLINO	42,801	0	42,801	0.00
01-821300-4	BENEDICTO M. MANTOS	192,600	0	192,600	0.00
01-821800-8	BELINDA P. MANUEL	214,002	0	214,002	0.00
01-822800-3	JOSE VINCENT MANUELITF AMADO H.	199,990	0	199,990	0.00
01-824000-2	MA. KATRINA MANUELITF AMADO H.	199,997	0	199,997	0.00
01-824100-5	MA. TERESA P. MANUELITF AMADO H.	100,000	0	100,000	0.00
01-823800-9	MARY C. MANUELITF ELIZABETH MARY MANUEL	267,503	0	267,503	0.00
01-823700-6	MARY C. MANUELITF MICHELLE MONICQUE MANUEL	66,870	0	66,870	0.00
01-824600-9	OSCAR H. MANUEL	283,522	0	283,522	0.00
01-824900-7	RAMON L. MANUEL	224,702	0	224,702	0.00
01-825200-3	RAYMOND AMADO P. MANUELITF AMADO H. MANUEL	100,000	0	100,000	0.00
01-824800-4	ROMEO B. MANUEL	128,401	0	128,401	0.00
01-825000-8	ROBERTO S. MANUEL JR.	2,566,876	899,977	3,466,853	0.00

01-825600-4	DARIO MANULAT&/OR RENE RAMA	42,800	0	42,800	0.00
01-825700-7	MANOLITO D. MANUNTAG	96,303	0	96,303	0.00
01-826000-3	AILENE MANZANO	0	43,330	43,330	0.00
01-826200-9	DIONISIO C. MANZANO&/OR ROSELLA P. MANZANO	342,392	0	342,392	0.00
03-578942-7	NARCISO M. MANZANO	60,000	0	60,000	0.00
01-827300-7	AGUSTIN V. MAOG	85,601	0	85,601	0.00
01-827600-5	ESTEBAN L. MAPAGU	0	174,996	174,996	0.00
01-828000-4	JULIAN MAPALAD	428,006	0	428,006	0.00
01-828100-7	PACIFICO C. MAPANAO&/OR NORMA M. MAPANAO	214,002	0	214,002	0.00
01-828300-2	PACIFICO O. MAPANAO	214,002	0	214,002	0.00
01-828900-9	ANTERA MAR	100,000	0	100,000	0.00
01-830200-7	ANTONIA MARAMAG	85,601	0	85,601	0.00
01-830000-1	CENON BIENVENIDO D. MARANA	1,942,493	0	1,942,493	0.00
03-773874-6	CENON BIENVENIDO D. MARANA&/OR MIGUEL D.C MARANA	1,100,000	0	1,100,000	0.00
01-830400-2	EMETERIO MARANAN	26,993	0	26,993	0.00
01-830800-3	LILIA C. MARANAN	642,009	0	642,009	0.00
01-830500-5	LUZ A. MARANAN	410,888	0	410,888	0.00
01-831200-2	REMIGIO B. MARANAN	91,307	0	91,307	0.00
01-830900-6	MONINA MARANON	538,617	0	538,617	0.00
01-831400-8	JOSEFA Z. MARAR	445,110	0	445,110	0.00
01-831700-6	ESTHER MARAVILLA	4,278	0	4,278	0.00
01-832100-5	LUCILA M. MARCAIDA	42,800	0	42,800	0.00
01-834100-6	LUIS M. MARCELINO	1,540,821	0	1,540,821	0.00
01-834300-1	REGINA T. MARCELINO	67,196	0	67,196	0.00
01-832200-8	CARLOS Z. MARCELO	128,405	0	128,405	0.00
01-832800-4	EDWARD T. MARCELO	12,040,198	800,000	12,840,198	0.01
01-832700-1	ELIZA MARCELO	1,198,418	0	1,198,418	0.00
01-833400-9	RESURRECCION P. MARCELO	59,347	0	59,347	0.00
01-833300-6	ROMEO M. MARCELO	45,653	0	45,653	0.00
03-417529-8	JOSE T. MARCHAN	128,405	0	128,405	0.00
01-834800-5	GREGORIO B. MARCIAL, JR.	742,433	0	742,433	0.00
01-834900-8	PROTACIO MARCILLA&/OR FRANCISCO MARCILLA	513,588	0	513,588	0.00
01-957900-8	LORENZO MARCO	214,002	0	214,002	0.00
01-835200-4	PRECITA C. MARCO	54,239	0	54,239	0.00
01-835900-3	TERESITA C. MARCON	128,396	0	128,396	0.00
01-835700-8	MARIANO MARCOS	42,800	0	42,800	0.00
01-836100-7	ROSALINDA MARELLA	189,772	0	189,772	0.00
03-378126-1	LUIGI MARENGHI	1,540,862	0	1,540,862	0.00
01-836400-5	ELIDA A. MARGAJA&/OR FAUSTO P. MARGAJA	256,803	0	256,803	0.00
01-836700-3	GARY LAWRENCE MARGO	428,006	0	428,006	0.00
01-837300-8	MIGUEL P. MARI	456,013	0	456,013	0.00
01-838000-5	APOLONIA M. MARIANO	428,006	0	428,006	0.00
01-838400-6	CAROLINA F. MARIANO	85,597	0	85,597	0.00
01-838300-3	CRISTINA MARIANO	1,328,202	0	1,328,202	0.00
03-543439-4	FE R. MARIANO	64,201	0	64,201	0.00
01-838500-9	ISAGANI T. MARIANO	1,112,817	0	1,112,817	0.00
01-838600-1	ISAGANI T. MARIANO&/OR TEODORA G. MARIANO	1,412,386	0	1,412,386	0.00
01-838800-7	LEONARDO MARIANO&/OR LUTGARDA MARIANO	1,451,489	0	1,451,489	0.00
01-838700-4	LOURDES T. MARIANO	128,401	0	128,401	0.00
01-839200-6	MAGDALENA MARIANO	128,401	0	128,401	0.00
01-839100-3	MANUEL MARIANO	1,712,026	0	1,712,026	0.00
01-839500-4	ROSALINA L. MARIANO	4,815,073	0	4,815,073	0.00
01-839600-7	ROSALINA L. MARIANO&/OR ROSITA P. BALAGOT	475,347	166,662	642,009	0.00
03-790874-1	ANNA MARIELA O. MARIFOSQUE	90,666	0	90,666	0.00
01-840200-8	JESUS M. MARIN	214,002	0	214,002	0.00
01-840600-9	RODOLFO MARINAS	456,538	0	456,538	0.00
01-840400-3	LETICIA G. MARINEZ	271,004	50,000	321,004	0.00
01-842300-1	MACABANDING B. MARMAYA	21,400	0	21,400	0.00
01-842900-8	ALBERTO S. MARQUEZ	428,006	0	428,006	0.00
01-843300-7	DENNIS CRUZ MARQUEZ	71,007	0	71,007	0.00
01-843700-8	LUISA M. MARQUEZ	74,047	0	74,047	0.00
01-843900-3	MARIA SIOSON MARQUEZAND FERMINA SANTOS REYES	204,373	0	204,373	0.00
01-844900-9	RICARDO MARQUEZ	42,800	0	42,800	0.00
01-845100-2	RODOLFO MARQUEZ	54,239	0	54,239	0.00
01-845300-8	SALUD V. MARQUEZ&/OR TEODORO ARQUIZA	428,006	0	428,006	0.00
01-844800-6	POPEYO V. MARQUEZ, JR.	139,840	0	139,840	0.00
01-845700-9	AMELITA MARQUINEZ	642,009	0	642,009	0.00
01-846000-5	HARRY MARSH	342,405	0	342,405	0.00
01-846700-4	ESTELITA R. MARTE	1,575,582	0	1,575,582	0.00
01-847100-3	JOSE V. MARTEL	8,063,635	0	8,063,635	0.00
01-846800-7	LUZ P. MARTEL	1,712,026	0	1,712,026	0.00
01-847300-9	OLGA MARTEL	1,451,425	0	1,451,425	0.00
01-850800-5	ANNA MAY ROSAL MARTIJA	806,359	0	806,359	0.00
03-638271-7	RODRIGO MARTIJA	299,601	0	299,601	0.00
03-220911-6	AVELINO MARTIN	604,787	0	604,787	0.00
01-848000-6	BAYANI MARTIN&/OR TRIFONIA MARTIN	12,840	0	12,840	0.00
01-848800-8	CONSOLACION L. MARTIN	1,284,052	0	1,284,052	0.00
03-452930-8	CRISANTA B. MARTIN	535,007	0	535,007	0.00
01-847600-7	DR. ALFREDO MARTIN	8,792,958	0	8,792,958	0.00

01-849100-4	ERIC MERVYN GEORGE MARTIN	428,006	0	428,006	0.00
03-253419-7	FANNIE A. MARTIN	68,481	0	68,481	0.00
01-849600-8	JOHN MARTIN	42,800	0	42,800	0.00
01-849800-3	JOSE L. MARTIN	1,325,981	600,000	1,925,981	0.00
01-850200-9	MANUEL MARTIN	3,592	0	3,592	0.00
01-850100-6	MARY MARTIN	507,183	0	507,183	0.00
01-850700-2	REYNALDO MARTIN	1,358,135	0	1,358,135	0.00
01-851300-7	ARTURO S. MARTINEZ	92,042	0	92,042	0.00
01-852300-2	CATHERINE CROW MARTINEZ	1,284,019	0	1,284,019	0.00
01-852400-5	CATHERINE O. MARTINEZ	749,010	0	749,010	0.00
03-275019-9	CORAZON MARTINEZ	42,797	0	42,797	0.00
01-852100-7	CORAZON R. MARTINEZ	100,000	0	100,000	0.00
01-852500-8	DOLOREZ DIA MARTINEZ	335,983	0	335,983	0.00
01-852700-3	EDMUNDO S. MARTINEZ	2,128,002	0	2,128,002	0.00
03-553139-7	ELVIRA S. MARTINEZ	1,284,052	0	1,284,052	0.00
01-853300-8	FRANCISCA F. MARTINEZ	1,440,223	0	1,440,223	0.00
01-853700-9	GUILLELMO G. MARTINEZ	214,002	0	214,002	0.00
01-853800-1	HORACIO MARTINEZ	14,273	0	14,273	0.00
01-853900-4	IGNACIA MARTINEZ	136,964	0	136,964	0.00
01-854300-3	JOSE J. MARTINEZ	1,283,969	0	1,283,969	0.00
03-487430-4	MA. LUZ L. MARTINEZ	1,284,019	0	1,284,019	0.00
01-858700-6	MA. TERESITA F. MARTINEZ	107,486	0	107,486	0.00
01-856000-6	MERCEDES C. DE MARTINEZ	128,392	0	128,392	0.00
01-856400-7	OSCAR MARTINEZ	599,995	599,987	1,199,982	0.00
01-856600-2	PILAR A. MARTINEZ	89,879	0	89,879	0.00
01-857600-8	REMEDIOS MARTINEZ	10,134,566	0	10,134,566	0.01
01-857900-6	REYNALDO J. MARTINEZ	88,401	0	88,401	0.00
01-857400-2	ROBERTO M. MARTINEZ	428,006	0	428,006	0.00
01-858300-5	SAMUEL MARTINEZ	328,006	100,000	428,006	0.00
01-859100-5	WILFRIDO O. MARTINEZ	164,002	0	164,002	0.00
01-851500-2	ARTURO S. MARTINEZ, JR.	60,133	0	60,133	0.00
01-850900-8	ANTONIO C. MARTINO	466,645	0	466,645	0.00
01-853200-5	FERNANDO M. MARTINES	1,284,019	0	1,284,019	0.00
01-974500-2	ELIZABETH NANADIEGO MARTIREZ	97,340	0	97,340	0.00
01-859400-3	GIL A. MARVILLA	271,004	50,000	321,004	0.00
01-859500-6	GIL A. MARVILLA	391,606	179,996	571,602	0.00
01-860300-2	RENATO J. MASAQUEL	835,237	0	835,237	0.00
01-860100-7	ANTONIO J. MASAQUEL, JR.	1,670,478	0	1,670,478	0.00
01-860500-8	GABRIEL MASCARDO	532,138	0	532,138	0.00
01-860700-3	GUILLELMO Y. MASCARINAS	214,002	0	214,002	0.00
01-860800-6	FELICIDAD &/OR MASCUNANAYOLANDA G. BRIONES &/OR MARINA M.G.	214,002	0	214,002	0.00
01-861200-5	JOSE S. MASICLAT& MRS. LEONORA P. MASICLAT JT TENS	256,803	0	256,803	0.00
01-861300-8	PEDRO MASICLAT& MRS. FLORA MASICLAT JT TENS	385,205	0	385,205	0.00
01-862300-3	ADELA MASTRILI	85,601	0	85,601	0.00
01-862500-9	FREDELINO C. MATA	2,325,113	0	2,325,113	0.00
01-862700-4	JAN . MATA	205,441	0	205,441	0.00
01-863100-3	MARIA NENA MATA	85,601	0	85,601	0.00
01-863200-6	NESTOR MATA	189,154	0	189,154	0.00
01-863400-1	JUAN MATAMMU	1,369,235	300,000	1,669,235	0.00
01-864000-6	PERPETUA MATAWARAN	54,200	10,000	64,200	0.00
01-865000-1	GRACIA MATEO	642,008	0	642,008	0.00
01-865200-7	GRACIA MATEO	80,253	0	80,253	0.00
01-865800-3	GRACIA C. MATEO	749,027	0	749,027	0.00
01-865900-6	IMELDA R. MATEO	42,800	0	42,800	0.00
01-866300-5	JAIME MATEO	128,403	0	128,403	0.00
03-137203-4	OSCAR MATEO	12,840	0	12,840	0.00
01-866600-3	PERFECTO D. MATEO	5,484,020	0	5,484,020	0.00
01-866800-9	ROMULO P. MATEO	128,403	0	128,403	0.00
01-843500-2	JOSE E. MATEO JR.	64,202	0	64,202	0.00
01-866400-8	MONICO MATEO, JR.	107,001	0	107,001	0.00
03-314324-3	AURORA MATHAY	273,930	0	273,930	0.00
01-867100-5	SONIA G. MATHAY	3,210,049	0	3,210,049	0.00
01-867400-3	TERESITA . MATHAY	142,026	0	142,026	0.00
01-867000-2	ISMAEL MATHAY, JR.	428,006	0	428,006	0.00
01-867500-6	JUANA P. MATIAS	85,601	0	85,601	0.00
01-867700-1	PEDRO MATIAS	2,568,025	0	2,568,025	0.00
01-868300-6	REYNALDO MATIAS	214,002	0	214,002	0.00
03-296924-6	ERLINDA O. MATIC	802,511	0	802,511	0.00
01-868700-7	GREGORIO MATIENZO	2,465,314	0	2,465,314	0.00
01-869200-9	RUFINO MATIENZO	428,006	0	428,006	0.00
01-868400-9	ERLINDA ORTALIZ MATIO	1,605,023	0	1,605,023	0.00
01-869300-1	JOSEFINA FRANCO MATIONG	107,002	0	107,002	0.00
01-869500-7	FORTUNATA D. MATSUDA	684,809	0	684,809	0.00
03-323824-2	EVELYN G. MATULAC	385,215	0	385,215	0.00
03-481430-1	MARCO ANTONIO MATUTE	224,702	0	224,702	0.00
03-527439-4	JOSE LUIS MATUTE, JR.	199,995	0	199,995	0.00
03-713574-2	E. JANE MAUCH, TRUSTEE	2,000,000	0	2,000,000	0.00
01-869900-8	BALTAZAR MAULEON	428,006	0	428,006	0.00
01-870000-5	CESAR MAULEON, JR.	171,202	0	171,202	0.00

01-870400-6	EDUARDO B. MAURICIO	604,771	0	604,771	0.00
01-870500-9	EDUARDO B. MAURICIO&/OR PANES, RODITO	806,362	0	806,362	0.00
01-870300-3	AMADO MAURIO&/OR MAMURIO, NORMITA	85,601	0	85,601	0.00
01-870600-1	MARCELINO O. MAXIMO	171,202	0	171,202	0.00
01-871400-1	ARESTEO R. MAYO	85,594	0	85,594	0.00
01-871800-2	ELVIRA MAYO	79,996	0	79,996	0.00
01-871900-5	HELEN P. MAYO	1,348,198	0	1,348,198	0.00
01-872000-6	RAMON MAYO	1,712,026	0	1,712,026	0.00
01-872100-9	RAMON R. MAYO	428,006	0	428,006	0.00
03-398729-4	PEDRO N. MAYUGA	215,032	0	215,032	0.00
01-872300-4	ALISTAIR MCLEAN MC CONNACHIE	203,469	0	203,469	0.00
01-872400-7	PATRICK MC COY	481,505	0	481,505	0.00
03-163903-4	MAURICE MARTIN MC LOUGHLIN	215,033	0	215,033	0.00
02-684500-1	DOROTHY J. MC TAGUE	642,009	0	642,009	0.00
01-777100-4	FRANCIS L. MCCORMACK	856,013	0	856,013	0.00
01-872600-2	LYNN P. MCGARRY	214,002	0	214,002	0.00
01-873000-1	BETTY F. MCKINNEY	139,101	0	139,101	0.00
01-873200-7	LUISA P. MCLAUGHLIN	99,993	0	99,993	0.00
01-873400-2	MARGARET A. MCLEAN	513,607	0	513,607	0.00
01-873500-5	RONALD L. MCTAGUE	428,006	0	428,006	0.00
01-873600-8	RONALD L. MCTAGUE	642,009	0	642,009	0.00
01-873800-3	TERRY A. MCTAGUE& DOROTHY J. MCTAGUE JT/WROS	642,009	0	642,009	0.00
01-874200-2	RODOLFO MEANA	133,342	0	133,342	0.00
01-874300-5	ANTONIO MECHACA, JR.	85,601	0	85,601	0.00
01-874700-6	LYDIA R. MEDALLA	1,926,029	0	1,926,029	0.00
01-874800-9	LYDIA R. MEDALLA	470,806	0	470,806	0.00
01-874900-1	PEDRO MEDALLA	256,649	0	256,649	0.00
01-875400-3	PRECIOSO J. MEDEL	64,200	0	64,200	0.00
03-543739-2	REYNALDO S. MEDELITF RENE ALFRED O. MEDEL	256,810	0	256,810	0.00
01-875600-9	ANTONIA C. MEDINA&/OR JOSE ANTONIO MEDINA &/OR MA. L	428,006	0	428,006	0.00
01-876000-8	CORAZON P. MEDINA	128,401	0	128,401	0.00
01-876300-6	DANILO MEDINA	133,342	0	133,342	0.00
01-876200-3	DELIA P. MEDINA	1,032,991	0	1,032,991	0.00
01-876700-7	FELISA MEDINA	100,000	0	100,000	0.00
01-877000-3	GLORIA P. MEDINA	196,667	0	196,667	0.00
03-685271-5	GLORIA R. MEDINA	1,000,000	0	1,000,000	0.00
01-877200-9	GUILLERMO MEDINA	481,505	0	481,505	0.00
01-877400-4	LUCILA S.P. MEDINA	642,009	0	642,009	0.00
01-877700-2	ORDULIA P. MEDINA	137,388	0	137,388	0.00
01-877800-5	PEDRO B. MEDINA	479,364	0	479,364	0.00
01-877900-8	PEPITA MEDINA	0	23,415	23,415	0.00
01-878000-9	ROSALINDA L. MEDINA	53,500	0	53,500	0.00
01-877500-7	MARCELIANO MEDINA , JR.	256,803	0	256,803	0.00
01-878200-4	ENORA LOPEZ MEDRANO	21,400	50,000	71,400	0.00
01-878500-2	FLORENTINA V. MEDRANO	1,284,019	0	1,284,019	0.00
01-878600-5	HONESTO V. MEDRANO	214,002	0	214,002	0.00
01-878700-8	JOHN MEE	214,002	0	214,002	0.00
01-879000-4	LUCIA MEGIA	321,004	0	321,004	0.00
03-477630-9	LAM MEI LIN	146,405	0	146,405	0.00
01-879100-7	LOLITA P. MEILI	1,084,019	200,000	1,284,019	0.00
01-879300-2	SAMUEL A. MEILI	214,002	0	214,002	0.00
01-879400-5	LETICIA L. MEIM&/OR MA. LINDA L. MEIM	1,605,023	0	1,605,023	0.00
01-879700-3	GEORGE MEJIA	535,007	0	535,007	0.00
03-488130-1	MARIO S. MEJIA	161,731	0	161,731	0.00
03-152203-9	ARCADIO MEJIA JR.	205,446	0	205,446	0.00
01-879900-9	RODOLFO MEJILLANO	322,540	0	322,540	0.00
01-880100-9	NENITA MEJORADA&/OR ROMEO F. MEJORADA	215,026	0	215,026	0.00
01-881000-1	LUMEN G. MELAD	428,006	0	428,006	0.00
03-157403-1	ESTHER Y. MELECIO	115,564	0	115,564	0.00
01-881100-4	ANGELINA CORAZON MELENCIO	898,804	0	898,804	0.00
01-881200-7	ADELA S. MELENDRES	85,601	0	85,601	0.00
01-881400-2	EMILIO P. MELENDRES	71,997	0	71,997	0.00
01-881500-5	DOLORES MELGAR	856,013	0	856,013	0.00
03-246417-6	ELMER P. MELLA, JR.	82,177	0	82,177	0.00
01-882000-7	ANTONIO MELOCOTON	80,000	0	80,000	0.00
01-882200-2	REMEDIOS H. MELOTINDOS	42,800	0	42,800	0.00
01-882300-5	SHAM MELWANI	856,013	0	856,013	0.00
01-882400-8	CORAZON B. MENA	85,601	0	85,601	0.00
01-882600-3	INGVAR MENCHACA	308,162	0	308,162	0.00
01-882800-9	CARLO MENDEZ	85,601	0	85,601	0.00
01-883100-5	CESAR M. MENDIGO	40,497	0	40,497	0.00
03-794574-5	HANS CHRISTOPHER S. MENDIGO	15,391	0	15,391	0.00
03-794274-7	JOSE MARIA CARMELO S. MENDIGO	15,390	0	15,390	0.00
03-794474-2	MARY JOY CATHERINE S. MENDIGO-OCAMPO	15,391	0	15,391	0.00
01-883200-8	ARTURO A. MENDIOLA	42,800	0	42,800	0.00
01-884400-9	NORBERTO MENDIOLA	5,992,151	0	5,992,151	0.00
01-884300-6	NORBERTO A. MENDIOLA&/OR AMPARO L. MENDIOLA	2,568,100	0	2,568,100	0.00
01-886700-8	ADELAIDA R. MENDOZA	7,854,090	0	7,854,090	0.00
01-885700-2	ALBERTO MENDOZA&/OR JEANIE C. MENDOZA	231,185,379	0	231,185,379	0.12

01-884900-2	ANA L. MENDOZA	428,006	0	428,006	0.00
01-886500-2	ANGELICA L. MENDOZA	100,000	0	100,000	0.00
01-885900-8	ANTONIO R. MENDOZA	910,534	0	910,534	0.00
01-885100-6	ARMANDO MENDOZA	42,800	0	42,800	0.00
01-885800-5	AURELIO D. MENDOZA&/OR JULIANA P. MENDOZA	513,607	0	513,607	0.00
01-886100-1	AURORITA O. MENDOZA	684,809	0	684,809	0.00
01-887300-2	BAYANI JOSE S. MENDOZA	71,335	0	71,335	0.00
01-887000-4	BENJAMIN E. MENDOZA	214,002	0	214,002	0.00
01-887100-7	BENJAMIN J. MENDOZA	214,002	0	214,002	0.00
01-887700-3	CARMELYN M. MENDOZA	513,607	0	513,607	0.00
00-989500-7	CECILIA F. MENDOZA	64,200	0	64,200	0.00
01-888500-3	DEMOCRITO T. MENDOZA	178,259	62,500	240,759	0.00
01-888300-8	DIONISIA MENDOZA	358,379	0	358,379	0.00
01-888600-6	DOLLY LINA TITA MENDOZA	192,602	0	192,602	0.00
01-889300-3	ELIZABETH R. MENDOZA	1,086,503	0	1,086,503	0.00
01-889400-6	EVANGELINA P. MENDOZA	19,757	0	19,757	0.00
03-369624-3	FEBE MENDOZA	6,666	0	6,666	0.00
01-889500-9	FERNANDO MENDOZA	54,239	0	54,239	0.00
01-889600-1	FLORENCIA MENDOZA	11,456	0	11,456	0.00
03-319824-4	FLORENCIO C. MENDOZA	56,810	0	56,810	0.00
01-890700-6	GRACIANA MENDOZA	478,796	0	478,796	0.00
01-891100-5	JESUS MENDOZA	642,009	0	642,009	0.00
01-890900-1	JOSE MENDOZA	192,605	0	192,605	0.00
01-891000-2	JOSE VICENTE MENDOZA	428,006	0	428,006	0.00
01-891400-3	JOSEFA MENDOZA	85,601	0	85,601	0.00
01-892000-8	JOSEFINO MENDOZA	143,224	0	143,224	0.00
01-891900-7	JUANITO O. MENDOZA	2,271,219	416,655	2,687,874	0.00
01-891600-9	JULIANA MENDOZA	85,601	0	85,601	0.00
01-892300-6	JUSTIANIANO T. MENDOZA	321,004	0	321,004	0.00
01-892500-1	LIWAYWAY G. MENDOZA	3,333	0	3,333	0.00
01-892700-7	MARIA Y. MENDOZA&/OR ERWIN Y. MENDOZA	4,280,066	0	4,280,066	0.00
01-892600-4	MARIA YAMBING MENDOZA	3,338,448	0	3,338,448	0.00
01-893700-2	OLIVADA I. MENDOZA	428,006	0	428,006	0.00
01-893800-5	PURIFICACION MENDOZA	214,002	0	214,002	0.00
01-895100-7	RIZALINO MENDOZA	834,865	0	834,865	0.00
01-894600-5	ROBERTO G. MENDOZA	134,380	0	134,380	0.00
03-638471-2	ROSALIE G. MENDOZA	50,200	0	50,200	0.00
01-895000-4	ROSALITA V. MENDOZA	218,341	0	218,341	0.00
01-895800-6	SERVILLANO S. MENDOZA	85,601	0	85,601	0.00
01-895400-5	SONIA V. MENDOZA	513,605	0	513,605	0.00
01-895900-9	TEOFILO V. MENDOZA	1,712,026	0	1,712,026	0.00
01-896100-2	TRINIDAD S. MENDOZA	285,333	0	285,333	0.00
01-896500-3	VICENTE P. MENDOZA	42,800	0	42,800	0.00
01-896300-8	VICENTE R. MENDOZA	117,317	0	117,317	0.00
01-863600-7	ALBERTO MENDOZA &/OR JEANIEMENDOZA	10,751,788	0	10,751,788	0.01
01-888100-2	DIEGO C. MENDOZA JR.	64,200	0	64,200	0.00
01-895300-2	RIZALINO R. MENDOZA, JR.	1,086,503	0	1,086,503	0.00
01-896700-9	BENITO L. MENESES	98,439	0	98,439	0.00
03-490730-5	OBED JOSE MENESES&/OR MA. THERESA V. MENESES	3,583,719	0	3,583,719	0.00
03-423429-4	GAVINO A. MENESES, SR.&/OR GABRIEL R. MENESES	12,927,893	0	12,927,893	0.01
01-897000-5	ELENITA R. MENGUITO	107,001	0	107,001	0.00
01-897700-4	ABRAHAM MERCADO	288,903	0	288,903	0.00
01-898200-6	ALFREDO A. MERCADO	0	16,666	16,666	0.00
01-897800-7	ANTONIO R. MERCADO	1,177,033	0	1,177,033	0.00
01-898400-1	ANTONIO V. MERCADO	1,926,029	0	1,926,029	0.00
01-898300-9	ARSENIO D. MERCADO	642,009	0	642,009	0.00
01-899200-1	DANIEL O. MERCADO&/OR ESTELA M. MERCADO	249,991	0	249,991	0.00
01-899300-4	EDUARDO V. MERCADO	856,013	0	856,013	0.00
01-899400-7	FELIX MERCADO	214,002	0	214,002	0.00
01-899700-5	GUIA LINA MERCADOC/O MR. LUIS V. RODRIGUEZ	85,601	0	85,601	0.00
01-899800-8	JOSE N. MERCADO	2,342,049	0	2,342,049	0.00
01-900200-6	OSCAR V. MERCADO	321,004	0	321,004	0.00
01-900300-9	SIXTA F. MERCADO	428,006	0	428,006	0.00
01-900900-5	SERVILLANO M. MERCADO, JR.	256,810	0	256,810	0.00
01-899100-9	DANIEL L. MERCADO, SR.	1,198,274	0	1,198,274	0.00
01-900800-2	SERVILLANO G. MERCADO, SR.&/OR AMELIA M. MERCADO	64,202	0	64,202	0.00
01-917900-4	ERLINDA MERKT	9,462	0	9,462	0.00
01-919100-3	BODO MESCHKAT	856,013	0	856,013	0.00
01-919200-6	AURORA MESINA	338,122	0	338,122	0.00
01-919400-1	CARLOTA MESINA	428,006	0	428,006	0.00
01-919500-4	CORAZON C. MESINA	113,842	0	113,842	0.00
01-919600-7	DOLORES MESINA	12,328	0	12,328	0.00
01-920100-5	HERMINIA MESINA	5,324,751	0	5,324,751	0.00
01-920500-6	NESTOR L. MESINA	149,996	0	149,996	0.00
01-920700-1	KENNETH METCALFE	68,429	0	68,429	0.00
01-920900-7	MARIA METCALFE	41,050	0	41,050	0.00
01-920800-4	MARY METCALFE	164,355	0	164,355	0.00
01-921600-4	LAWRENCE STEPHEN MICHAEL	214,002	0	214,002	0.00
01-921500-1	PERLA MICHAEL	33,332	0	33,332	0.00

01-921700-7	COL. REGINALD TOWNEND MICHELIN	214,002	0	214,002	0.00
01-923000-9	LAVINIA BRENDA MIDDLETON	642,009	0	642,009	0.00
01-923600-5	CONCHITA MIEL	216,803	40,000	256,803	0.00
01-923900-3	OMAR BYRON MIER	2,066,500	0	2,066,500	0.00
01-924000-4	BETTY MIGUEL	20,094,507	0	20,094,507	0.01
01-924700-3	REYNALDO MIGUEL	31,168	0	31,168	0.00
01-924500-8	RODOLFO MIGUEL	64,200	0	64,200	0.00
01-924400-5	ROMULA MIGUEL	85,601	0	85,601	0.00
01-924800-6	SYLVIA T. MIGUEL	214,002	0	214,002	0.00
01-924900-9	DANIEL MIJARES	256,803	0	256,803	0.00
01-925100-2	EDWARD MIJARES	535,601	0	535,601	0.00
01-925200-5	LILIA C MILAN	60,477	0	60,477	0.00
01-925300-8	PRIMITIVO MILANAND/OR ESTHER G. MILAN	542,009	100,000	642,009	0.00
01-925500-3	HAROLD J. MILBURY&/OR HAZEL LOCKHAUT	428,006	0	428,006	0.00
01-925700-9	GODOFREDO L. MILLAN	483,813	0	483,813	0.00
01-925900-4	RAUL MILLAN	71,675	0	71,675	0.00
01-926000-5	FELINO M. MILLARE	481,505	0	481,505	0.00
01-926100-8	BONNIE MILLER	42,800	0	42,800	0.00
01-926400-6	MILDRED MILLER&/OR JULIA NER	385,205	0	385,205	0.00
01-926300-3	CHARLES F. MILLER, JR.	107,001	0	107,001	0.00
01-926500-9	AGAPITA G. MINA	42,800	0	42,800	0.00
01-926700-4	CRISTETA S. MINA	85,601	0	85,601	0.00
03-248817-8	LIN ZHI MING	2,739,309	0	2,739,309	0.00
01-349200-8	HSIEH MING HSUN	71,013	0	71,013	0.00
01-927300-9	ARTHUR A. MINKOFF	428,006	0	428,006	0.00
03-234715-6	ESPERANZA MIRAFLORES	0	174,995	174,995	0.00
01-928300-4	HERNANDO M. MIRAFLORES	42,742	0	42,742	0.00
01-928800-8	ANICIA MIRANDA	64,200	0	64,200	0.00
01-929200-7	BEATRIZ HIDALGO MIRANDA	635,853	166,662	802,515	0.00
03-238015-9	CARMENCITA Y. MIRANDA	695,726	0	695,726	0.00
03-254119-4	CAROLINA G. MIRANDA	128,405	0	128,405	0.00
03-381026-1	CRISANTA O. MIRANDA	215,026	0	215,026	0.00
01-929600-8	DOMINADOR MIRANDA	128,401	0	128,401	0.00
01-929800-3	EMMA A. MIRANDA	1,712,023	0	1,712,023	0.00
01-930000-3	ERLINDA MIRANDA	146,545	0	146,545	0.00
01-930200-9	ERLINDA V. MIRANDA	85,601	0	85,601	0.00
01-930300-1	FRANCIS MIRANDA	428,006	0	428,006	0.00
03-561839-6	MARIA CATALINA B. MIRANDA	1,656	0	1,656	0.00
01-931100-1	NELIA BERNARDO MIRANDA	85,601	0	85,601	0.00
01-931600-5	PRUDENCIO C. MIRANDA	214,002	0	214,002	0.00
01-931700-8	ROSARIO MIRANDA	963,014	0	963,014	0.00
01-929000-1	ARTURO V. MIRANDA, JR.	642,009	0	642,009	0.00
01-932700-3	CLAIRE MIRANKENTZ	214,002	0	214,002	0.00
01-932800-6	ALAN PASCUAL MIRASOL	642,009	0	642,009	0.00
01-933300-8	LOURDES S. MIRASOL	856,013	0	856,013	0.00
01-933200-5	LYDIA MIRASOL	68,481	0	68,481	0.00
01-933500-3	MARCELO MIRASOL	1,284,019	0	1,284,019	0.00
03-465130-3	MO. MARY JOSEPH MIRASOL	438,288	0	438,288	0.00
03-465230-6	SALUSTIANO S. MIRASOL	438,288	0	438,288	0.00
01-933700-9	VICHY J. MIRASOL	181,906	0	181,906	0.00
01-933900-4	SHAM MIRCHANDANI	856,013	0	856,013	0.00
01-934500-9	S. RAMON G. MISA	67,196	0	67,196	0.00
01-934600-1	BRIGIDA E. MISAGHI	21,400	0	21,400	0.00
01-935300-9	ABRAHAM MITRA	642,026	0	642,026	0.00
01-935200-6	AURA MITRA	428,006	0	428,006	0.00
01-935400-1	CECILIA B. MITRA	2,725,380	0	2,725,380	0.00
01-935600-7	EDUARDO B. MITRA	192,601	0	192,601	0.00
01-935900-5	RAMON O. MITRA, III	156,810	100,000	256,810	0.00
01-936000-6	RAMON V. MITRA, JR.	4,800,000	4,800,000	9,600,000	0.00
01-936300-4	PACITA MODESTO	299,601	0	299,601	0.00
03-662071-1	MOHAN MOHINANI&/OR CHANDA HARJANI	3,225,538	0	3,225,538	0.00
01-937100-4	RENATO C. MOJICA&/OR AURORA T. MOJICA	85,601	0	85,601	0.00
01-937500-5	ANTONIO B. MOLE	642,009	0	642,009	0.00
01-937800-3	RAYMUNDO L. MOLENYAWE	321,004	0	321,004	0.00
03-789674-4	MA. PATRICIA SORILLA MOLERA	91,307	0	91,307	0.00
01-938000-7	ADELISA C. MOLINA	963,039	0	963,039	0.00
01-938300-5	GLORIA R. MOLINA	299,601	0	299,601	0.00
01-938400-8	GLORIA R. MOLINA	128,405	0	128,405	0.00
01-938600-3	JULIANA R. MOLINA	88,550	0	88,550	0.00
01-938800-9	MARIANO V. MOLINA	645,083	0	645,083	0.00
03-332024-6	RENE A. MOLINA&/OR ARELENE GRAGEDA MOLINA	1,926,078	0	1,926,078	0.00
01-938900-1	VICENTE T. MOLINA, JR.	428,006	0	428,006	0.00
01-939100-5	OSCAR MOLINYAWE	21,843	0	21,843	0.00
01-939200-8	OSCAR S. MOLINYAWE	477,656	0	477,656	0.00
01-939000-2	OSCAR S. MOLINYAWE&/OR MA. THERESA MOLINYAWE	995,058	0	995,058	0.00
01-939600-9	ALFREDO MOMBAY	428,006	0	428,006	0.00
02-740000-4	TAN MON CHING	5,560,116	0	5,560,116	0.00
01-939900-7	BENJAMIN MONDEJAR	428,006	0	428,006	0.00
03-580842-1	ARACELI MONDONEDO	3,749,921	0	3,749,921	0.00

01-940300-2	ERIC MONDRAGON&/OR JUSTICIA MONDRAGON	38,499	0	38,499	0.00
01-940400-5	RACQUEL MONDRAGON	85,601	0	85,601	0.00
03-210210-8	DESIDERIO MONIS	64,202	0	64,202	0.00
01-940900-9	BARTOLOME A. MONJE	205,440	0	205,440	0.00
01-941500-3	MANUEL J. MONROY	4,437,627	0	4,437,627	0.00
03-550639-4	MARGARITA A. MONROY	1,759,040	0	1,759,040	0.00
01-941300-8	JESUS MONROY, JR.	656,013	200,000	856,013	0.00
01-941700-9	MANUEL R. MONSALUD	428,006	0	428,006	0.00
01-941800-1	NORBERTO V. MONSANTO	17,316	0	17,316	0.00
01-941900-4	MANUEL MONSERRAT	1,455,222	0	1,455,222	0.00
01-943200-6	ROBERTO MONTALVANC/O PABLO LORENZO III	385,205	0	385,205	0.00
01-942800-7	ROSARIO MONTALVO	214,002	0	214,002	0.00
01-942400-6	AMPARO S. MONTANO	6,420,099	0	6,420,099	0.00
01-942700-4	JOSE M. MONTANO	1,411,383	0	1,411,383	0.00
01-918000-5	JOSE S MONTANO JR.	108,518	0	108,518	0.00
01-942500-9	JOSE MONTANO, SR.	1,505,404	0	1,505,404	0.00
01-944300-4	NORMA A. MONTECER	54,200	10,000	64,200	0.00
01-945100-4	DANIEL G. MONTECILLO	98,401	0	98,401	0.00
03-434529-3	NARCISO C. MONTEIRO	547,860	0	547,860	0.00
01-943800-2	CIRILO MONTEJO	898,813	0	898,813	0.00
01-944000-6	LILY MONTEJO	2,199,991	0	2,199,991	0.00
01-947200-8	CECILIA L. MONTELIBANO	321,004	0	321,004	0.00
01-947600-9	LOURDES MONTELIBANO	720,000	0	720,000	0.00
03-300824-4	AURORA MONTEMAYOR	134,395	0	134,395	0.00
01-946300-5	MAMERTO R. MONTEMAYORC/O MRS. WILHELMINA MONTEMAYOR	428,006	0	428,006	0.00
03-196808-1	STELLA U. MONTEMAYOR	641,865	0	641,865	0.00
01-945000-1	CORAZON P. MONTENEGRO	214,002	0	214,002	0.00
01-944600-2	ANITA P. MONTERMOSO	214,002	0	214,002	0.00
01-945500-5	JUAN MONTERMOSO&/OR ANITA MONTERMOSO	21,400	0	21,400	0.00
01-943600-7	ANTONIO A. MONTERO	42,800	0	42,800	0.00
03-370524-2	CONSORCIA I. MONTERO&/OR NESTOR O. MONTERO	501,133	0	501,133	0.00
01-944100-9	NENA T. MONTERO	321,004	0	321,004	0.00
01-944200-1	NESTOR O. MONTERO	723,879	0	723,879	0.00
01-943400-1	FERNANDO C. MONTES	2,140,033	0	2,140,033	0.00
01-943500-4	LEONILA MONTES	214,002	0	214,002	0.00
01-944700-5	AVELINA M. MONTEVERDE	64,198	0	64,198	0.00
01-946900-1	ROSELLE MONTEVERDE	6,420,099	0	6,420,099	0.00
01-947000-2	SHERIDA MONTEVERDE	4,848,100	2,000,000	6,848,100	0.00
01-947500-6	EULOGIA MONTEVIRGEN	64,200	0	64,200	0.00
01-949400-4	CIRIACO M. MONTIAGUE	963,013	0	963,013	0.00
01-947800-4	ANTONIO MONTILLA	214,002	0	214,002	0.00
01-948200-3	MIRLA MONTILLA	64,200	0	64,200	0.00
03-272019-2	PATRICK L. MONTILLA	136,964	0	136,964	0.00
01-948400-9	SARA L. MONTILLA	500,000	1,249,968	1,749,968	0.00
01-948500-1	TERESA V. MONTILLA	128,401	0	128,401	0.00
01-949700-2	EDUARDO MONTINOLA	642,009	0	642,009	0.00
01-949800-5	HERMINIA MONTINOLA	2,097,209	0	2,097,209	0.00
01-950300-3	MARIA M. MONTINOLA	599,202	0	599,202	0.00
03-751974-6	RAMON TUPAS MONTINOLA	4,993	0	4,993	0.00
01-950700-4	ISABEL E. MONTOJO	128,401	0	128,401	0.00
03-631170-8	HAYDEE ANN A. MONTOYA	49,980	0	49,980	0.00
01-951200-6	DITAS S. MONZON	428,006	0	428,006	0.00
01-951400-1	EDGARDO S. MONZON	285,007	250,000	535,007	0.00
03-135400-4	ESTER S. MONZON	42,800	0	42,800	0.00
01-951600-7	JOSEFA H. MONZON	71,011	0	71,011	0.00
01-951800-2	LEONCIO B. MONZON	1,498,022	0	1,498,022	0.00
01-952000-6	RAMON MONZON	955,893	0	955,893	0.00
01-927400-1	RAMON MONZON	21,195,449	0	21,195,449	0.01
01-952200-1	RAMONA MONZON	1,075,150	0	1,075,150	0.00
01-952300-4	CONSUELO A. MOPAS	358,379	0	358,379	0.00
01-952600-2	EDWIN MORA	32,101	0	32,101	0.00
01-952800-8	JAIME MORA	0	339,421	339,421	0.00
01-953000-1	SOLOMON G. MORA&/OR ELISA G. MORA	256,803	0	256,803	0.00
03-229713-6	BERNARDO T. MORA, JR.	1,504,049	0	1,504,049	0.00
01-953500-5	ANDREA N. MORAL	856,013	0	856,013	0.00
01-956300-6	GABRIELITO MORALEDA	385,205	0	385,205	0.00
01-953600-8	ADRIANO MORALES	96,300	0	96,300	0.00
01-953800-3	ALQUIMEDES P. MORALES	481,505	0	481,505	0.00
01-954000-7	BENJAMIN CORPUZ MORALES	385,205	0	385,205	0.00
01-953900-6	BUEN MORALES	642,009	0	642,009	0.00
01-954900-1	ERNESTO P. MORALES	1,540,821	0	1,540,821	0.00
03-619368-4	JOHNNY MORALES	176,557	0	176,557	0.00
01-955200-8	LUZ D. MORALES	1,070,015	0	1,070,015	0.00
01-955500-6	MAGDALENA S. MORALES	233,325	0	233,325	0.00
01-955600-9	NORMA M. SANTOS MORALES	35,664	0	35,664	0.00
01-955700-1	PRIMO ANTONIO MORALES	128,401	0	128,401	0.00
01-955800-4	PURIFICACION MORALES	602,203	0	602,203	0.00
01-955900-7	WILFREDO MORALES	171,202	0	171,202	0.00
03-380726-5	WILFREDO MORALES&/OR LUCITA MORALES	710,130	0	710,130	0.00

01-955100-5	JUSTO N. MORALLO	214,002	0	214,002	0.00
01-956600-4	RAMONITO M. MORAN	128,401	0	128,401	0.00
03-406929-2	JOSE RAMON MORAS	13,695	0	13,695	0.00
01-957700-2	MANUEL MORATO	266,650	0	266,650	0.00
01-957101-4	JOSE T.L. MORATO &/OR MA.ROSARIO ITF PIA, PAOLO, PATRICIA	100,000	0	100,000	0.00
01-958000-9	MILAGROS MORDENO	856,013	0	856,013	0.00
01-958100-1	CRESENCIA U. MORELOS	19,883	0	19,883	0.00
01-958200-4	RAMON M. MORELOS	9,941	0	9,941	0.00
03-396929-9	MICHAEL SY MORENO	151,798	0	151,798	0.00
01-958900-3	RAMON M. MORENO	25,681	0	25,681	0.00
01-959000-4	RUFINA M. MORENO	684,809	0	684,809	0.00
03-253319-4	SABINO S. MORENO	430,069	0	430,069	0.00
03-332724-5	SESINANDO MORENO	553,191	0	553,191	0.00
01-959500-8	JUANITA H. MORFE	128,401	0	128,401	0.00
01-959400-5	ARTURO F. MORFE, JR.	128,401	0	128,401	0.00
01-960100-9	JOHN MORRISEYMONTSEERRAT G. MORRISEY	375,347	166,662	542,009	0.00
01-960000-6	BRYCE BLAIR MORRISON	110,795	0	110,795	0.00
01-960300-4	LEODEGARIO M. MORTEL	42,800	0	42,800	0.00
01-960400-7	DANILO MORTELL&/OR ADELAIDA MORTELL	1,814,249	0	1,814,249	0.00
01-960600-2	JOHN DU MORTIERAND SYLVIA A DU MORTIER JT/WRDS	214,002	0	214,002	0.00
01-960700-5	GUILLELMO D. MOSQUEDA	128,401	0	128,401	0.00
01-961000-1	DONALD S. MOSS& NORMAN K. MCDOWELL JT/WROS	428,006	0	428,006	0.00
01-961100-4	CECILIA G. MOSTOLES	321,004	0	321,004	0.00
01-961400-2	FLORENCIA MOTA	28,405	100,000	128,405	0.00
01-961500-5	PAZ MOTA	927,208	100,000	1,027,208	0.00
01-961600-8	MARTHA K. MOTING	1,155,617	0	1,155,617	0.00
03-768274-6	MARIA PERPETUA MUNOZ MOTTE	288,903	0	288,903	0.00
03-380126-9	EPHRAEM M. MOYO	779,500	0	779,500	0.00
01-962700-6	GEOFFREY STUART MOYSE	214,002	0	214,002	0.00
01-962800-9	MANUEL G. MOZO	542,009	100,000	642,009	0.00
01-963100-5	ANGELES MUERTEGUI	149,801	0	149,801	0.00
01-963400-3	JOAN MUIR	214,002	0	214,002	0.00
01-963500-6	SOLEDAD G. MULATO	1,075,150	0	1,075,150	0.00
01-964000-8	MAYES D. MULLINAX& SARAH R. MULLINAX JT/WROS	428,006	0	428,006	0.00
03-540339-5	VILMA M. MULSID	1,612,768	0	1,612,768	0.00
01-964600-4	PAMELA MUMBY	42,800	0	42,800	0.00
01-966200-4	FIDELA M. MUNOZ	321,004	0	321,004	0.00
01-966300-7	JESUSA MUNOZ	513,588	0	513,588	0.00
03-320024-4	JOSE MUNOZ	128,405	0	128,405	0.00
01-966500-2	JOSEFINA MUNOZ	410,884	0	410,884	0.00
01-967100-7	MA. JESUSA E. MUNOZ	1,412,440	0	1,412,440	0.00
01-967400-5	MA. LOURDES MUNOZ	2,366	0	2,366	0.00
01-967000-4	MA. MONICA MUNOZ	256,806	0	256,806	0.00
03-413729-1	MANUEL P. MUNOZ&/OR JANE MUNOZ	136,964	0	136,964	0.00
01-966700-8	MARIE MUNOZ	214,002	0	214,002	0.00
01-966900-3	MILADY MUNOZ	398,736	74,998	473,734	0.00
01-967300-2	MILAGROS V. MUNOZ	85,601	0	85,601	0.00
01-966000-9	ANACLETO J. MUNOZ, JR.	770,411	0	770,411	0.00
01-965800-5	ANTONIO J. MUNOZ, SR.	1,637,125	0	1,637,125	0.00
03-663871-9	ANASTACIO MUNTUERTO, JR.	2,015,961	0	2,015,961	0.00
03-790974-4	TITA EMILY PERALTA MURILLO	107,001	0	107,001	0.00
01-968600-6	MAUREEN LOCSIN MURPHY	214,002	0	214,002	0.00
03-397929-4	DAVID MICHAEL MURRAY	428,016	0	428,016	0.00
01-968700-9	TERESA MILLER MURRAY	684,809	0	684,809	0.00
01-968900-4	ERLINDA B. MUSNI	128,401	0	128,401	0.00
01-969000-5	CHRISTOPHER MUTUC	64,200	0	64,200	0.00
01-969300-3	PAZ NABONG	189,363	0	189,363	0.00
01-969500-9	EDUARDO NACIANCENO&/OR ISABELITA NACIANCENO	17,118	0	17,118	0.00
01-970300-5	RUTH U. NADONGA	128,401	0	128,401	0.00
01-971200-8	NORMA NAFARRETE	1,027,213	0	1,027,213	0.00
01-971500-6	CHAMBERLAIN F. NAGMA	10,000	10,000	20,000	0.00
01-971600-9	PURA M. NAGRAMPA	674,109	0	674,109	0.00
01-971800-4	VIRGINIA M. NAGUIAT	228,044	0	228,044	0.00
01-971700-1	RODRIGO NAGUIAT, JR.	67,728	0	67,728	0.00
01-971900-7	KRESEN NAIDOO	149,800	0	149,800	0.00
01-972000-8	LAVENN NAIDOO	149,800	0	149,800	0.00
01-972200-3	SAVERY RAGAN NAIDOO	428,006	0	428,006	0.00
01-972300-6	DEMETRIA NAJE	102,718	0	102,718	0.00
01-972500-1	ANITA N. NAKPIL	2,739,241	0	2,739,241	0.00
01-972600-4	CARMEN GUERRERO NAKPIL	0	400,000	400,000	0.00
01-972700-7	CECILIA NAKPIL	256,803	0	256,803	0.00
01-974100-1	JOSEPHINE NALE	407,390	233,328	640,718	0.00
01-974200-4	ELIZABETH I. NALUZ	42,800	0	42,800	0.00
01-974600-5	AMPARO NANAGAS	539,986	0	539,986	0.00
01-974700-8	PABLO J. NANAGAS	1,030,422	0	1,030,422	0.00
01-974900-3	PABLO A. NANGIT&/OR FRANCISCA B. NANGIT	428,006	0	428,006	0.00
01-975100-7	RENE S. NAPIAL	42,800	0	42,800	0.00
01-975300-2	HENRY NAPIER	342,405	0	342,405	0.00
03-220010-3	BENJAMIN NARCISO	3,023,942	0	3,023,942	0.00

01-975900-9	CARMEN T. NARCISO	128,401	0	128,401	0.00
01-976200-5	PABLO NARCISO	214,002	0	214,002	0.00
01-976800-1	EVARISTO M. NARVAEZ, JR.	1,537,353	0	1,537,353	0.00
01-977100-8	PRISCILLA NARVASA	2,054,429	0	2,054,429	0.00
01-977300-3	ANGELA L. NASSR	600,000	0	600,000	0.00
01-977400-6	DIB NASSR	171,202	0	171,202	0.00
01-978300-9	BENITO M. NATIVIDAD	128,401	0	128,401	0.00
01-978500-4	JOSE V. NATIVIDAD	709,243	0	709,243	0.00
01-979100-9	TEODULO C. NATIVIDAD	428,006	0	428,006	0.00
01-979200-1	TIMOTEO G. NATIVIDAD	171,196	0	171,196	0.00
01-979300-4	VICTOR O. NATIVIDAD	299,604	0	299,604	0.00
01-979400-7	VIRGINIA P. NATIVIDAD	1,883,229	0	1,883,229	0.00
01-979800-8	JACQUES E. NATTEAU&/OR MRS. VONNE E. NATTEAU	642,009	0	642,009	0.00
03-568942-6	AIDA V. NAVA	2,150,357	0	2,150,357	0.00
01-980300-6	MARINA C. NAVA	1,736,572	869,981	2,606,553	0.00
01-980400-9	VEN B. NAVAJA	42,800	0	42,800	0.00
01-980500-1	JESUS NAVAL	64,200	0	64,200	0.00
01-980700-7	NESTOR C. NAVAL	963,013	0	963,013	0.00
01-980900-2	THELMA NAVAL	147,588	0	147,588	0.00
01-984200-5	ADELAIDE H. NAVARETTE	1,412,421	0	1,412,421	0.00
01-984300-8	ARISTARCO R. NAVARRETE	108,401	20,000	128,401	0.00
01-984600-6	URSULA F. NAVARRETE	14,108,097	0	14,108,097	0.01
01-981400-4	BAYANI NAVARRO&/OR NAVARRO, CORAZON A.	240,752	0	240,752	0.00
01-981500-7	CLEMENTE NAVARRO&/OR NAVARRO, CRISTELA O.	21,400	0	21,400	0.00
03-453930-3	DANILO R. NAVARRO	256,810	0	256,810	0.00
01-981700-2	EFREN NAVARRO	356,509	124,996	481,505	0.00
03-649271-3	EFREN F. NAVARRO	142,846	0	142,846	0.00
03-649471-9	EMMANUEL F. NAVARRO	142,846	0	142,846	0.00
01-981800-5	EMMANUEL F. NAVARRO	285,208	99,997	385,205	0.00
01-981900-8	FELIX NAVARRO	713,039	250,000	963,039	0.00
01-982500-2	JOJI S. NAVARRO	3,851,995	0	3,851,995	0.00
01-982300-7	JOSE NAVARRO&/OR NAVARRO, NATIVIDAD R.Y.	192,602	0	192,602	0.00
01-982600-5	LILIAN NAVARRO	503,976	0	503,976	0.00
03-322124-8	PAZ N. NAVARRO	256,810	0	256,810	0.00
01-983300-2	ROSALINA NAVARRO	256,803	0	256,803	0.00
01-983400-5	SANTIAGO C. NAVARRO&/OR MYRNA M. NAVARRO	299,604	0	299,604	0.00
03-649071-8	SOFIA F. NAVARRO	142,848	0	142,848	0.00
03-428829-2	SOFIA F. NAVARRO	38,521	0	38,521	0.00
01-984800-1	ANDRE NAVATO	481,505	0	481,505	0.00
01-984900-4	DELLA VIRGINIA NAVE&/OR PATRICIA VANCE JAMES	256,803	0	256,803	0.00
03-712174-6	RYSZARD NAWROCKI	1,000,000	0	1,000,000	0.00
01-986200-6	ANTONIO NAZARENO	535,007	0	535,007	0.00
01-986300-9	ANTONIO NAZARENO&/OR NAZARENO, VICTORINA	5,906,491	0	5,906,491	0.00
01-986400-1	DOMINADOR NAZARENO&/OR NATIVIDAD NAZARENO	6,000,000	0	6,000,000	0.00
01-986500-4	GLORIFICACION E. NAZARENO&/OR ICASAS, EDITHA N.	1,974,177	0	1,974,177	0.00
01-986900-5	NATIVIDAD G. NAZARENO	1,250,000	0	1,250,000	0.00
01-987100-9	SOCORRO NAZARENO	642,009	0	642,009	0.00
01-987200-1	VICTORINA A. NAZARENO	57,534	0	57,534	0.00
01-986600-7	MAXIMINO NAZARENO, JR.	5,684,064	0	5,684,064	0.00
03-729174-5	RUSTICO C. NAZARENO, JR.	321,013	0	321,013	0.00
03-302924-8	ERLINDA MAGSINO NAZARETH	611,438	0	611,438	0.00
01-985700-4	JESUS C. NAZARIO	42,800	0	42,800	0.00
01-985600-1	JUAN L. NAZARRO	616,326	0	616,326	0.00
01-987400-7	NOE Y. NEBRIDA	214,002	0	214,002	0.00
03-791674-1	GLORIA LUZ M. NELSON	114,133	0	114,133	0.00
01-988600-8	EDUARDO S. NEPOMUCENO	2,568,039	0	2,568,039	0.00
01-988400-2	ERLINDA NEPOMUCENO	2,161,433	0	2,161,433	0.00
01-988800-3	ISABEL V. NEPOMUCENO	1,284,019	0	1,284,019	0.00
01-989000-7	MILAGROS M. NEPOMUCENO	64,200	0	64,200	0.00
01-989300-5	ROGELIO P. NEPOMUCENO	16,400	0	16,400	0.00
01-989400-8	TRINIDAD NEPOMUCENO	85,601	0	85,601	0.00
01-989600-3	TRINIDAD F. NEPOMUCENO	42,800	0	42,800	0.00
01-989200-2	RICARDO G. NEPOMUCENO, JR.	11,666	0	11,666	0.00
01-989800-9	DOMINADOR C. NERI	256,810	0	256,810	0.00
01-990200-4	RAFAEL B. NERI	321,004	0	321,004	0.00
01-989900-1	RENE NERI	171,202	0	171,202	0.00
01-990500-2	SALVADOR NERI III	42,800	0	42,800	0.00
03-322324-3	JAIME S. NERI S.J.	513,620	0	513,620	0.00
01-990600-5	EMILIO L. NERY	679,067	0	679,067	0.00
01-990700-8	EMILIO L. NERY&/OR NERY, JOSE S.	679,067	0	679,067	0.00
03-400629-1	HONORATO NERY	542,142	0	542,142	0.00
01-992600-6	PHILIP NEWMAN	428,006	0	428,006	0.00
01-992800-1	PHILIP NEWTON	642,009	0	642,009	0.00
01-992900-4	BEAUHIN NG	4,280,066	0	4,280,066	0.00
01-993100-8	BERNARDINO NG	32,093	0	32,093	0.00
01-993300-3	CHARLIE NG/ ANITA PO NG	171,202	0	171,202	0.00
00-566000-8	CHIU CHIN SONG NG	6,245,466	0	6,245,466	0.00
01-993500-9	CRISTINA TAN NG	547,860	0	547,860	0.00
03-641371-2	CRISTINA TAN NG	1,729,390	0	1,729,390	0.00

01-998900-7	GUIAO SIN NG	327,417	0	327,417	0.00
01-994100-3	HENRY NG	1,000,000	0	1,000,000	0.00
01-999700-7	KA NG	2,140,033	0	2,140,033	0.00
01-995200-1	LEONCIO NG	856,013	0	856,013	0.00
02-058300-4	LETICIA ONG NG	3,177,553	0	3,177,553	0.00
03-571442-5	MANUEL NG	304,789	0	304,789	0.00
01-996100-4	MANUEL M. NG	1,305,820	0	1,305,820	0.00
03-169803-4	MARIANO K. NG	82,783	291,437	374,220	0.00
03-606945-6	MARIO NG	38,100,740	0	38,100,740	0.02
01-995700-5	MARTIN NG	1,284,019	0	1,284,019	0.00
01-995400-7	MARY CHIONG NG	770,411	0	770,411	0.00
01-996200-7	NATIVIDAD NG	83,331	0	83,331	0.00
03-346024-9	OLIVIA CHUA NG	2,150,356	0	2,150,356	0.00
01-996900-6	RITA NG	428,006	0	428,006	0.00
03-622968-3	SANDRA L. NG	100,000	0	100,000	0.00
02-009900-1	SU ENG NG	428,006	0	428,006	0.00
02-011000-4	YUK WAH NG	642,009	0	642,009	0.00
03-390529-5	MARIO NG BON GIE	10,536,751	0	10,536,751	0.01
03-511939-4	ALBERT NG CHAW LENG	107,517,886	0	107,517,886	0.05
01-997700-6	CHARLES NGAN	191,118	0	191,118	0.00
01-997900-1	CHARLES O. NGAN	102,721	0	102,721	0.00
02-000900-2	ALEXANDER NGO	513,605	0	513,605	0.00
02-000600-4	ANGEL NGO (A.K.A.) ANGEL TAN	2,375,439	0	2,375,439	0.00
03-796174-5	ARLENE YAP NGO	1,075,825	0	1,075,825	0.00
02-001100-6	CARIDAD NGO	428,006	0	428,006	0.00
02-001200-9	CYNTHIA UY NGO	128,401	0	128,401	0.00
02-001800-5	DELFIN Y. NGO	53,332	0	53,332	0.00
03-560739-8	EDGAR K. NGO	73,267	0	73,267	0.00
03-460130-6	HARRIS NGO	715,954	0	715,954	0.00
02-003700-3	ISIDRO NGO	57,043	20,000	77,043	0.00
03-507239-7	LETY TAN NGO	284,052	0	284,052	0.00
02-004300-8	LORETA NGO	2,342,106	0	2,342,106	0.00
03-531639-8	MA. TRINA ELIZA NGO	1,197,669	0	1,197,669	0.00
02-007600-2	QUIM KUY NGO	3,023,940	0	3,023,940	0.00
01-981000-3	ROSARIO K. NGO	19,999	0	19,999	0.00
02-005400-6	RUDY NGO	85,601	0	85,601	0.00
02-007700-5	SENG NGO	984,019	300,000	1,284,019	0.00
02-008400-2	TIONG TAY NGO	149,801	0	149,801	0.00
03-531839-3	TOMAS ERWIN K. NGO	1,197,669	0	1,197,669	0.00
02-006900-5	VIOLETA NGO	121,981	0	121,981	0.00
02-001500-7	CONCHITA NGO CHEN	963,013	0	963,013	0.00
03-509539-6	CATALINO S. NGO CHUA	20,159,616	0	20,159,616	0.01
00-571800-3	ARACELI NGO PECK CHU	684,827	0	684,827	0.00
02-008500-5	DALMACIO NGOBOC	12,901,821	0	12,901,821	0.01
03-673271-3	(PIERCE) TRUNG-TIEN NGUYEN	2,000,000	0	2,000,000	0.00
03-675771-8	PEGGY CHONG NGUYEN	2,000,000	0	2,000,000	0.00
03-461630-5	MILAGROS P. NIANGO	21,400	0	21,400	0.00
02-011100-7	ELISA F. NICANDRO	128,405	0	128,405	0.00
02-012100-2	DOMINGO NICOLAS	3,110,850	0	3,110,850	0.00
02-012300-8	FRANCISCO NICOLAS &/OR CARMENCITA NICOLAS	256,803	0	256,803	0.00
02-012500-3	LEONILA S. NICOLAS	58,888	0	58,888	0.00
02-011900-9	LEONILA S. NICOLAS	37,121	0	37,121	0.00
02-013300-3	ROSA NIDUAZA	30,000	0	30,000	0.00
02-013600-1	EUGENIO NIERRAS, JR.	642,009	0	642,009	0.00
02-013700-4	CARMEN VALDES NIETO	2,531,979	0	2,531,979	0.00
02-013800-7	RITA G. NIETOS	107,001	0	107,001	0.00
02-014600-7	WILLIAM NING	4,280,066	0	4,280,066	0.00
03-258019-3	ARNOLDO P. NISPEROS	256,810	0	256,810	0.00
02-014900-5	TERESITA E. NITORREDO	428,006	0	428,006	0.00
03-640071-9	RAMON CARLOS I. NIVERA	649,992	0	649,992	0.00
02-015200-1	RAUL I. NIVERA	85,601	0	85,601	0.00
03-766574-3	PURITA CHAN NOBLE	1,814,320	0	1,814,320	0.00
03-544739-8	IGNACIO G. NOCOM	6,519,040	0	6,519,040	0.00
02-015800-8	MA. RITA A. NOEL	428,006	0	428,006	0.00
02-016000-1	RITA A. NOEL	428,006	0	428,006	0.00
02-016100-4	BENJAMIN O. NOJADA	428,006	0	428,006	0.00
02-016500-5	JOSE N. NOLLEDO	1,926,029	0	1,926,029	0.00
02-017400-8	ALFREDO Q. NORIEGA	396,122	138,885	535,007	0.00
02-017600-3	ANTONIO Q. NORIEGA	139,311	138,885	278,196	0.00
02-018100-5	ERLINDA NORIEGA-MAGTIBAY	356,672	0	356,672	0.00
02-018500-6	BURNICE E. NORTHAMGEORGIA J. EGAN JT/WROS	428,006	0	428,006	0.00
02-019000-8	MA. MILAGROSA T. NOSCE	42,800	0	42,800	0.00
02-019200-3	SALVADOR L. NOSCE	2,139,062	749,981	2,889,043	0.00
02-018900-7	ABEL NOSCE &/ORAUROSA P. NOSCE	228,006	0	228,006	0.00
03-553539-8	ANTONIO NUA	128,405	0	128,405	0.00
02-019500-1	ALFREDO L. NUBLA	64,200	0	64,200	0.00
02-019900-2	ERIC ANTONIO S. NUBLA	121,009	0	121,009	0.00
03-772774-8	NORMA T. NUBLAAND SOLEDAD SYLVIA T. NUBLA	3,260,985	0	3,260,985	0.00
02-020900-4	RENATO B. NUBLA	42,800	0	42,800	0.00

02-021300-3	YOLANDA S. NUBLA	64,200	0	64,200	0.00
02-021400-6	YOLANDA S. NUBLA	339,531	0	339,531	0.00
02-021600-1	SEBASTIAN NUGUID	428,006	0	428,006	0.00
02-022400-1	DELIA NUNEZ	11,438	0	11,438	0.00
02-022500-4	EDISTIO A. NUNEZ	128,401	0	128,401	0.00
02-022600-7	HILARION NUNEZ	171,202	0	171,202	0.00
02-023000-6	ERLE NUNSOL	22,826	0	22,826	0.00
03-587844-6	SANTIAGO C. NUVAL	346,382	0	346,382	0.00
02-023100-9	DOUGLAS NYE& CARMEN	492,009	150,000	642,009	0.00
03-449930-5	MANUEL L. O	2,150,356	0	2,150,356	0.00
02-023300-4	INES V. O BANNON	946,816	0	946,816	0.00
02-023400-7	ROSE O CONNOR	214,002	0	214,002	0.00
02-023800-8	TERENCE JOHN CLARKE O NEILL	271,004	50,000	321,004	0.00
03-367324-4	HARRY O-CONNELL,TERRY MURRAY AND PAULINE DICKINSON	85,601	0	85,601	0.00
03-327624-9	AQUILINA V. OANDASAN	3,852,156	0	3,852,156	0.00
02-024900-6	REGINALDO A. OBEN	1,618,121	0	1,618,121	0.00
02-024600-8	TERESA A. OBEN	7,741,236	0	7,741,236	0.00
02-024100-4	MA. THERESA OBEN &/ORANNA MARGARITA OBEN	322,540	0	322,540	0.00
02-024800-3	MA. THERESA OBEN &/ORANNA MARIA CHRISTINA OBEN	322,540	0	322,540	0.00
02-024200-7	MA. THERESA OBEN &/ORANNA MARIA REGINA OBEN	322,540	0	322,540	0.00
02-024400-2	MA. THERESA OBEN &/ORANNA MARIA THERESA OBEN	322,540	0	322,540	0.00
02-024500-5	MA. THERESA OBEN &/ORDON ELISEO JUAN MIGUEL OBEN	322,540	0	322,540	0.00
03-136503-7	M. WINSTON OBIDOS	390,350	0	390,350	0.00
02-025900-1	WINSTON M. OBIDOS &/ORMARIBEL A. OBIDOS	423,673	0	423,673	0.00
02-026000-2	LUCIA OBIETA	273,921	0	273,921	0.00
02-026500-6	GREGORIO STA. CRUZ OCA	16,127,275	0	16,127,275	0.01
02-026700-1	JOSE WILFRIDO S. OCA	556,825	0	556,825	0.00
03-165403-1	ADRIAN OCAMPO&/OR MILLETE OCAMPO	426,078	1,500,000	1,926,078	0.00
02-026900-7	ADRIAN V. OCAMPO	52,074	183,328	235,402	0.00
02-027500-1	AUGUSTO M. OCAMPO	91,307	0	91,307	0.00
02-027300-6	AUGUSTO SANTOS OCAMPO	671,969	0	671,969	0.00
02-027700-7	BELÉN R. OCAMPO	2,140,033	0	2,140,033	0.00
02-027900-2	CASIMIRO C. OCAMPO&/OR IRENEA PEDRO	3,243,062	0	3,243,062	0.00
02-028000-3	CORNELIO S. OCAMPO	85,601	0	85,601	0.00
02-028200-9	ELISEA C. OCAMPO	997,649	0	997,649	0.00
02-028700-2	FELICISIMO OCAMPO	3,210,049	0	3,210,049	0.00
02-029700-8	LEANDRO S. OCAMPO	3,359,851	0	3,359,851	0.00
02-030500-4	MARVIN E. OCAMPO	322,549	0	322,549	0.00
02-030100-3	MAURO C. OCAMPO	3,852,059	0	3,852,059	0.00
03-530139-9	NICASIO OCAMPO	642,026	0	642,026	0.00
02-031300-4	RENE OCAMPO&/OR OLIVIA C. OCAMPO	2,246,978	0	2,246,978	0.00
02-031700-5	ROBERT A. OCAMPO	1,219,818	0	1,219,818	0.00
02-031800-8	ROBERTO OCAMPO&/OR LIBRADA OCAMPO	71,011	0	71,011	0.00
02-032100-4	ROBERTO P. OCAMPO	5,136,074	0	5,136,074	0.00
02-032200-7	STELLA A. OCAMPO	64,200	0	64,200	0.00
02-032800-3	VICENTE OCAMPO	96,303	0	96,303	0.00
02-032900-6	VIRGINIA S. OCAMPO	723,370	0	723,370	0.00
03-194208-4	AMANDO NINO Z. OCAMPO IV	96,303	0	96,303	0.00
02-028100-6	DELFIN C. OCAMPO, JR.	64,202	0	64,202	0.00
02-027000-8	AMANDO D. OCAMPO, JR.	64,200	0	64,200	0.00
02-033300-5	PASTOR S. OCAYA	1,007,954	0	1,007,954	0.00
02-033400-8	CELSO OCDINARIA	428,006	0	428,006	0.00
03-205308-6	ALFREDO S. OCHOA	851,222	0	851,222	0.00
02-033600-3	JORGE K. OCHOA, JR.	171,202	0	171,202	0.00
02-033800-9	ROMEO R. OCHOCO	67,196	0	67,196	0.00
02-033900-1	SALVADOR OCLARENCE	12,840	0	12,840	0.00
02-034000-2	FELIPE E. OCOL	108,401	20,000	128,401	0.00
02-034200-8	FLORENCIO D. OCOT	56,923	0	56,923	0.00
02-034400-3	JOSEPHINE F. OCUBILLO	328,006	0	328,006	0.00
02-034600-9	LUCIO B. ODIVER	1,280,808	0	1,280,808	0.00
02-034700-1	CONSOLACION T. ODRA	1,369,619	0	1,369,619	0.00
02-035300-6	LOCK MENG OH	2,304,669	0	2,304,669	0.00
03-112700-4	YU OH SIONG	11,889,549	0	11,889,549	0.01
02-035400-9	ELENA C. OHSAN	1,060,134	0	1,060,134	0.00
02-035600-4	BENJAMIN S. OJEDA	22,723	0	22,723	0.00
02-035700-7	MA. PAULA OJERIO	6,368	0	6,368	0.00
02-036100-6	ROSA OLALIA	171,202	0	171,202	0.00
02-036200-9	ROSA OLALIA	160,338	0	160,338	0.00
03-684471-5	ROBERTO B. OLANDAY	1,040,082	0	1,040,082	0.00
02-036400-4	ROBERTO M. OLARTE	35,647	0	35,647	0.00
02-036900-8	ERLINDA M. OLEDAN	9,413,943	0	9,413,943	0.00
02-038000-4	DIONISIO OLIVA	1,479	0	1,479	0.00
02-038500-8	CARLOS OLIVARES	164,002	0	164,002	0.00
02-038700-3	CHRISTINE OLIVARES	3,115,921	0	3,115,921	0.00
02-038800-6	FLAVIANO P. OLIVARES	136,960	0	136,960	0.00
02-040400-2	ISABEL L. OLIVARES	214,002	0	214,002	0.00
02-038900-9	LEONORA J. OLIVARES	1,284,019	0	1,284,019	0.00
02-039200-5	LESTER W. OLIVER ES	271,004	50,000	321,004	0.00
02-039500-3	SANTINE D. OLIVERI& MARGARET D. AYRE JT/WROS	214,002	0	214,002	0.00

02-039300-8	SANTINE D. OLIVERI& MARGARET D. AYRE	642,009	0	642,009	0.00
02-039700-9	CARLOS OLIVEROS&/OR LOURDES O. GORRES	499,017	249,993	749,010	0.00
02-039900-4	FRANCES S. OLIVEROS	112,354	0	112,354	0.00
02-040200-7	ISABEL L. OLIVEROS	214,002	0	214,002	0.00
02-040600-8	LELITA OLIVEROS	0	47,499	47,499	0.00
02-040500-5	LELITATO OLIVEROS	19,998	0	19,998	0.00
02-039600-6	CARLOS OLIVEROS &/ORCARMELITAA O. DAY	328,006	0	328,006	0.00
02-041600-3	CORA OLIZON	21,400	0	21,400	0.00
02-041900-1	MARIA C. OLIZON	42,800	0	42,800	0.00
02-042000-2	VIC OLIZON	21,400	0	21,400	0.00
02-041800-9	MARIA C. OLIZON &/ORFRANCISCO OLIZON	42,800	0	42,800	0.00
02-042600-9	FRANCISCA OLOSAN	85,601	0	85,601	0.00
02-042700-1	ELAINE OLSON	1,284,019	0	1,284,019	0.00
02-042800-4	IGNACIO U. OMENGAN	192,601	0	192,601	0.00
02-043000-8	JAMES CHUNG ON	28,500	25,000	53,500	0.00
02-043400-9	ANANIA C. ONA	171,202	0	171,202	0.00
03-191908-7	ANGELINA A. ONA	612,766	0	612,766	0.00
02-043200-3	ARTURO ONA	1,123,537	0	1,123,537	0.00
02-043300-6	ARTURO A. ONA	256,793	0	256,793	0.00
02-043500-1	CARMELO ONA	54,239	0	54,239	0.00
02-018700-1	EDMUNDO M. ONA	5,311,106	0	5,311,106	0.00
02-044200-9	CELSO ONATE	89,891	0	89,891	0.00
02-044300-1	FEDERICO ONATE	642,009	0	642,009	0.00
03-391429-8	ALFREDO S. ONG	66,666	0	66,666	0.00
02-045500-2	ALOMA ONG	1,284,019	0	1,284,019	0.00
02-046300-2	ANASTACIA LEE ONG	0	100,000	100,000	0.00
02-045000-9	ANGEL DE LEON ONG	214,002	0	214,002	0.00
03-328624-4	ANTONIO ONG	24,396	0	24,396	0.00
02-045600-5	AQUINO ONG	5,965,609	500,000	6,465,609	0.00
02-046000-4	ASUNCION ONG	214,002	0	214,002	0.00
02-046800-6	BENJAMIN SUN ONG	642,009	0	642,009	0.00
02-048500-9	CANDELARIA ONG	2,054,429	0	2,054,429	0.00
02-023200-1	CANDELARIA ONG	1,027,214	0	1,027,214	0.00
02-047300-8	CARLOTA TANCHAN ONG	9,635,597	0	9,635,597	0.00
02-068800-9	CHAN HOI ONG	428,006	0	428,006	0.00
02-068900-1	CHEN CHEN ONG	5,686,044	0	5,686,044	0.00
03-403129-4	CLEMENTE ONG	21,420,260	0	21,420,260	0.01
02-047600-6	CORAZON DY ONG	42,800	0	42,800	0.00
02-048600-1	DANNY ONG	449,994	0	449,994	0.00
02-049400-1	EDDIE ONG	856,013	0	856,013	0.00
02-050500-6	ELIZABETH S. ONG	166,665	0	166,665	0.00
02-049300-9	EMIL ONG	200,000	0	200,000	0.00
02-049900-5	EVELYN ONG	1,209,515	0	1,209,515	0.00
03-388529-8	FERNANDO C. ONG	132,401	0	132,401	0.00
03-405029-2	FRANCISCO ONG	578,096	0	578,096	0.00
02-051900-2	GERALDINE JANE ONG	568,104	0	568,104	0.00
02-051700-7	GIOVANNI C. ONG	128,401	0	128,401	0.00
03-445130-1	HARRY L. ONG	684,827	0	684,827	0.00
03-371524-8	HELEN ONG&/OR CLARITA ZAFRA	4,447,395	0	4,447,395	0.00
01-321600-3	HIAN BENG Y ONG	228,267	0	228,267	0.00
02-052700-2	IDELFONSO K. ONG	13,089,430	0	13,089,430	0.01
02-052800-5	JO ONG	358,379	0	358,379	0.00
02-055500-3	JOCELYN ONG	475,086	0	475,086	0.00
02-055600-6	JODALYN ONG	475,086	0	475,086	0.00
03-596445-9	JOHN C. ONG	821,793	0	821,793	0.00
02-052900-8	JOSE ONG	3,489,097	7,762,824	11,251,921	0.01
02-027600-4	JOSE ONG	32,691	0	32,691	0.00
02-056100-8	JOSEFINA ONG	77,035	0	77,035	0.00
02-055200-5	JOSEPH ONG	37,636,452	0	37,636,452	0.02
02-056400-6	JOSEPHINE ONG	256,803	0	256,803	0.00
02-054500-8	JULIE Y. ONG	44,796,322	35,374,115	80,170,437	0.04
02-053600-5	JULIO ONG	428,006	0	428,006	0.00
02-056700-4	KENNETH ONG	128,401	0	128,401	0.00
02-070300-2	KIM SIU ONG	1,027,213	0	1,027,213	0.00
02-056800-7	LINA DANAQUE ONG	428,006	0	428,006	0.00
02-057500-4	LINDA ONG	0	2,000,000	2,000,000	0.00
02-058400-7	LORENZO ONG	134,393	0	134,393	0.00
02-058100-9	LOURDES ONG	144,377	0	144,377	0.00
02-058000-6	LUCITA ONG	34,239	0	34,239	0.00
02-057100-3	LUCY ONG	62,500	0	62,500	0.00
02-057900-5	LUIS ONG	1,968,039	600,000	2,568,039	0.00
02-057300-9	LUIS T. ONG	256,810	0	256,810	0.00
02-057800-2	LUISA ONG	133,325	0	133,325	0.00
02-060300-1	MA. ELENA ONG	2,022,329	0	2,022,329	0.00
02-059800-3	MARCIANO ONG	3,138,040	0	3,138,040	0.00
02-059500-5	MARIANO T. ONG	7,559,664	0	7,559,664	0.00
02-059400-2	MARILYN G. ONG	128,401	0	128,401	0.00
02-059600-8	MARILYN Y. ONG	106,516	124,996	231,512	0.00
02-058800-8	MARY ONG	642,009	0	642,009	0.00

02-059100-4	MARY C. ONG	261,905	0	261,905	0.00
02-059900-6	MILAGROS ONG	25,678	0	25,678	0.00
02-060800-5	NELSON ONG	214,002	0	214,002	0.00
02-061100-1	OCTAVIO ONG	199,998	0	199,998	0.00
03-154903-9	OSCAR N. ONG	710,130	2,500,000	3,210,130	0.00
02-062000-4	PABLITO M. ONG	59,880	29,999	89,879	0.00
02-061500-2	PACITA ONG	963,013	0	963,013	0.00
02-062500-8	RAMON A. ONG	271,004	50,000	321,004	0.00
03-732774-4	RAYMOND ONG	20,179,573	0	20,179,573	0.01
03-362324-7	ROSARIO T. ONG	399,144	0	399,144	0.00
02-064100-8	SAMSON ONG	8,418,221	0	8,418,221	0.00
02-064400-6	SAMSON V. ONG	6,973,179	0	6,973,179	0.00
02-072100-8	SIN SIA ONG	727,610	0	727,610	0.00
02-064600-1	SINESIO ONG	10,991,252	0	10,991,252	0.01
02-064500-9	SINGSIO ONG&/OR SOCORRO LUKANG	214,002	0	214,002	0.00
03-777074-6	STEVEN M. ONG	1,027,481	0	1,027,481	0.00
02-064300-3	STIVIA L. ONG	128,401	0	128,401	0.00
02-072500-9	SUE TY ONG	456,013	0	456,013	0.00
02-072600-1	TEE ONG	1,848,225	0	1,848,225	0.00
03-635571-9	TOMMY CHUA ONG	10,000,000	0	10,000,000	0.01
02-065100-3	TONY PO ONG&/OR REMEDIOS ONG	798,810	100,000	898,810	0.00
02-066100-9	VENANCIO LEE ONG	3,333,250	0	3,333,250	0.00
02-066000-6	VICENTE ONG	1,141,263	0	1,141,263	0.00
02-065800-2	VICENTE CHU ONG	179,767	0	179,767	0.00
02-066200-1	VICTORIO L. ONG	3,023,942	0	3,023,942	0.00
02-066600-2	WILLIAM ONG	2,727,215	0	2,727,215	0.00
02-066300-4	WILMA ONG	85,601	0	85,601	0.00
03-068600-7	YENG ONG	3,980,400	0	3,980,400	0.00
03-275119-1	MANUEL ONG, JR.	1,284,052	0	1,284,052	0.00
03-154303-2	HENRY ONGCHAN	151,136	0	151,136	0.00
02-074000-6	PHILIP ONGCHAN	686,967	0	686,967	0.00
02-074400-7	TERESA ONGCHANHOI	2,747,863	0	2,747,863	0.00
02-074600-2	VICENTE ONGCHANHOI	11,202,669	0	11,202,669	0.01
03-433829-6	VICENTE ONGJUCO	1,369,641	0	1,369,641	0.00
02-074800-8	FLORENCIO ONGJUNGCO	214,002	0	214,002	0.00
01-512500-9	KIM SIN ONGKAUKO	1,352,498	0	1,352,498	0.00
02-076000-7	ERASTO T. ONGKEKO	1,068,510	0	1,068,510	0.00
02-076200-2	ERASTO T. ONGKEKO&/OR EUGENE S. ONGKEKO	1,981,550	0	1,981,550	0.00
02-076300-5	HERMIE T. ONGKEKO	684,809	0	684,809	0.00
02-076600-3	MADELEINE S. ONGKEKO	1,238,610	0	1,238,610	0.00
02-076400-8	MARGARET S. ONGKEKO	1,291,494	0	1,291,494	0.00
02-076700-6	VICENTE T. ONGKEKO	1,676,029	0	1,676,029	0.00
03-164503-9	MARIO ONGKIKO	28,373	0	28,373	0.00
02-077100-5	BENJAMIN ONGKING	4,815,073	0	4,815,073	0.00
03-635771-4	ESTELA ONGPIN	342,404	0	342,404	0.00
02-053000-9	MARIO DAMASO LINO C. ONGPIN	1,720,627	0	1,720,627	0.00
02-079800-5	JOSIE ONGSIACO	42,800	0	42,800	0.00
02-079700-2	CARMEN ONGSIACO	3,546,672	0	3,546,672	0.00
02-079900-8	OSCAR R. ONGSIACO	2,499,592	0	2,499,592	0.00
03-508739-6	RAMON JOSE HIDALGO ONGSIACO	66,568	0	66,568	0.00
03-508639-3	RAMON JUAN HIDALGO ONGSIACO	266,568	0	266,568	0.00
03-508839-9	RAMON MANUEL HIDALGO ONGSIACO	66,568	0	66,568	0.00
03-310724-2	FRANCES ONGYOD	256,810	0	256,810	0.00
02-080400-6	POLLY D. ONTIMARE	100,000	0	100,000	0.00
02-080600-1	JUANITO O. OPENA	271,004	0	271,004	0.00
02-081200-6	ALEJANDRO OPPEN	10,272,154	0	10,272,154	0.01
02-081100-3	ANTONIO OPPEN	14,794,032	0	14,794,032	0.01
02-081300-9	MARGARITA C. OPPEN	342,401	0	342,401	0.00
02-082000-6	TERESITA Y. OPPUS	556,825	0	556,825	0.00
03-310224-9	JOSE A.V. OPULENCIA	284,051	0	284,051	0.00
03-156103-8	CEASAR G. ORACION	2,054,481	0	2,054,481	0.00
02-082400-7	DENSON ORACION	85,601	0	85,601	0.00
02-082600-2	NOEL ORANTE	64,200	0	64,200	0.00
02-083000-1	NENITA R. ORBETA	64,200	0	64,200	0.00
02-083200-7	NAPOLEON Q. ORCINO	85,601	0	85,601	0.00
02-083500-5	RODOLFO B. ORDONA	975,853	0	975,853	0.00
02-083600-8	WILFREDO ORDONA	271,004	50,000	321,004	0.00
02-084000-7	ELVIRA P. ORDONEZ	18,936	0	18,936	0.00
02-084200-2	FRANCISCO A. ORDONEZ	642,009	0	642,009	0.00
02-084300-5	GUADALUPE ORDONEZ	123,187	50,000	173,187	0.00
02-084600-3	MERCEDES ORDONEZ	36,641	30,000	66,641	0.00
02-084700-6	MERCEDES ORDONEZ	208,564	0	208,564	0.00
02-084900-1	QUIRINO UY ORDONEZ	17,843,205	299,992	18,143,197	0.01
02-085000-2	REMEGIO T. ORDONEZ	171,202	0	171,202	0.00
02-085100-5	SYLVIA ORDONEZ	1,412,421	0	1,412,421	0.00
02-085500-6	YUTI ORDONEZ	1,674,779	0	1,674,779	0.00
02-084800-9	ORLANDO T. ORDONEZ, JR.	35,506	125,000	160,506	0.00
02-085600-9	FERNANDO ORDOVEZA&/OR GLORIA	48,404	0	48,404	0.00
02-085800-4	GLORIA H. ORDOVEZA	202,022	0	202,022	0.00

02-085900-7	LOURDES M. ORDOVEZA	595,681	0	595,681	0.00
02-086300-6	TERESITA ORETAS	42,800	0	42,800	0.00
02-086700-7	RAFAEL L. ORIONDO	52,268	0	52,268	0.00
02-087000-3	NORA ORLINA	214,002	0	214,002	0.00
02-087100-6	TERESITA OROBIA	616,325	0	616,325	0.00
02-087300-1	EDUARDO OTIS ORONOS	4,373	0	4,373	0.00
02-087800-5	MA. ANGELA H. OROSA	4,278	0	4,278	0.00
02-088100-1	RAFAEL Y. OROSA	53,496	0	53,496	0.00
02-089000-4	LEOLINA S. ORSOLINO	53,500	0	53,500	0.00
02-089100-7	SOCORRO S. ORSOLINO	53,500	0	53,500	0.00
02-089300-2	TERESA S. ORSOLINO	107,001	0	107,001	0.00
02-090200-1	DAISY J. ORTAGA	428,006	0	428,006	0.00
02-089400-5	JOSEFINA F. ORTALIZ	1,070,015	0	1,070,015	0.00
02-089900-9	ANGELINA ORTEGA	21,400	0	21,400	0.00
02-089800-6	ANTONIO I. ORTEGA	513,607	0	513,607	0.00
02-089700-3	ARTURO K. ORTEGA	214,002	0	214,002	0.00
02-090100-9	BARTOLOME ORTEGA	42,800	0	42,800	0.00
03-481630-7	MARY JANE ORTEGA	1,814,364	0	1,814,364	0.00
02-090400-7	REYNALDO ORTEGA	6,802,187	0	6,802,187	0.00
02-090300-4	FRANCISCO ORTIGA	164,002	0	164,002	0.00
02-090800-8	MARIA BELEN ORTIGA	0	625,000	625,000	0.00
02-091200-7	SUSANA BAYOT ORTIGAS	2,739,270	0	2,739,270	0.00
02-091400-2	GUILLELMO ORTIN	856,013	0	856,013	0.00
02-092000-7	ENRIQUE ORTIZ	241,445	33,332	274,777	0.00
02-092200-2	ENRIQUE T. ORTIZ	214,002	0	214,002	0.00
02-092300-5	JUSTO ORTIZ&/OR ANTONIA ORTIZ	64,187	0	64,187	0.00
03-592245-1	JUSTO M ORTIZ&/OR MA. ANTONIA A.	39,754	0	39,754	0.00
02-092600-3	JUSTO M. ORTIZ&/OR MA. LUISA ANTONIA	3,095	0	3,095	0.00
02-092800-9	LEONARDO ORTIZ	214,002	0	214,002	0.00
02-093000-2	REMIGIO ORTIZ	284,052	1,000,000	1,284,052	0.00
02-093100-5	SOCORRO ORTIZ	400,000	0	400,000	0.00
02-093600-9	MELANIA S. ORTIZ-LUIS	10,000	0	10,000	0.00
02-093700-1	BERNARD S. OSHIMA& JUNE Y. OSHIMA JT WROS	856,013	0	856,013	0.00
03-147603-6	TOSHIHIRO OSHIMA	642,026	0	642,026	0.00
02-094400-9	JOSE LIAO OSMENA	5,136,074	0	5,136,074	0.00
02-094600-4	PAULINA R. OSORIO	472,888	0	472,888	0.00
02-094700-7	CRISTOBAL OSOTEO	385,205	0	385,205	0.00
03-174905-7	FELIX T. OTANES	3,225,534	0	3,225,534	0.00
02-095200-9	ANA OTEYZA	214,002	0	214,002	0.00
02-095400-4	ERNESTO OUANO	2,396,837	0	2,396,837	0.00
02-095500-7	MARY M. OUANO	214,002	0	214,002	0.00
02-095700-2	OLGA OUANO	85,549	0	85,549	0.00
03-585944-8	ROBERT W. OVERJORDE	100,000	0	100,000	0.00
02-096200-4	JOHN WINSTON OWENS	214,002	0	214,002	0.00
02-097000-4	CHARLES T. OZENGHAR	1,498,022	0	1,498,022	0.00
02-097100-7	ROBERTO PA-AYAS	5,136,074	0	5,136,074	0.00
02-097500-8	DOMINGO C. PABALATE	1,712,026	0	1,712,026	0.00
02-098100-2	FEDERICO PABELICO	821,770	0	821,770	0.00
03-181905-1	AMPARO C. PABELLO	1,144,432	1,395,750	2,540,182	0.00
03-177905-3	BENJAMIN C. PABELLO	71,129	160,000	231,129	0.00
02-071800-1	FRANCISCO Y PABELLO	273,930	0	273,930	0.00
02-097800-6	INOCENTES Y. PABELLO	2,266,528	7,864,011	10,130,539	0.01
03-177705-8	JOSE C. PABELLO	598,952	210,000	808,952	0.00
03-177505-2	MILAGROS C. PABELLO	627,473	220,000	847,473	0.00
03-161603-5	ROMEO C. PABELLO	598,952	210,000	808,952	0.00
02-097900-9	SOFIA D. PABELLO	192,607	0	192,607	0.00
03-161703-8	INOCENTES C. PABELLO, JR.	598,952	210,000	808,952	0.00
02-098300-8	AUGUSTO M. PABLO	856,013	0	856,013	0.00
02-098200-5	AVELINA L. PABLO	64,193	0	64,193	0.00
02-098500-3	ELISEO N. PABLO	924,516	0	924,516	0.00
02-099000-5	MIGUEL ANGEL PABLO	42,800	0	42,800	0.00
02-098900-4	GUILLELMO PABLO, JR.	214,002	0	214,002	0.00
03-228812-5	VIRGILIO P. PABON	25,681	0	25,681	0.00
01-558900-6	LAO PAC	1,697,722	0	1,697,722	0.00
01-559200-2	LAO PAC	2,866,153	0	2,866,153	0.00
03-693171-2	ONG PAC&/OR PHILIP ONG	200,000,000	0	200,000,000	0.10
02-099300-3	DIANA PACA	256,803	0	256,803	0.00
02-099500-9	VICENTE PACAMPARA	114,002	0	114,002	0.00
03-422529-1	ISABEL T. PACANA	1,926,029	0	1,926,029	0.00
02-099700-4	ESTEBAN PACANNUAYAN	668,189	0	668,189	0.00
00-541000-9	CUA CHEN PACHECO	64,202	0	64,202	0.00
03-199208-1	VICENTE PACHECO&/OR MARIZZA PACHECO	38,521	0	38,521	0.00
02-101700-4	V. A. PACIS	1,198,373	0	1,198,373	0.00
02-101800-7	VICENTE A. PACIS	256,793	0	256,793	0.00
02-102300-9	PACITA L. PACSON	171,202	0	171,202	0.00
02-102400-1	RUFUS PADALLA	256,803	0	256,803	0.00
02-102600-7	ALBERTO A. PADILLA	183,185	0	183,185	0.00
02-102500-4	AUGUSTO A. PADILLA	85,601	0	85,601	0.00
02-102800-2	CECILLA P. PADILLA	1,605,023	0	1,605,023	0.00

02-102900-5	FELIPE PADILLA	428,006	0	428,006	0.00
02-103000-6	FELIPE N. PADILLA	214,002	0	214,002	0.00
02-103100-9	GISELA P. PADILLA	1,605,023	0	1,605,023	0.00
02-103200-1	IGNACIO PADILLA	85,601	0	85,601	0.00
02-103300-4	JUANITO F. PADILLA	243,864	0	243,864	0.00
03-706074-4	MA. BARBARA B. PADILLA&/OR LOUISE E.B. PADILLA	1,017,664	0	1,017,664	0.00
02-103400-7	MIGUEL A. PADILLA	85,601	0	85,601	0.00
02-104000-1	NATIVIDAD PADILLA	428,006	0	428,006	0.00
02-103800-8	NICANOR P. PADILLA	1,605,023	0	1,605,023	0.00
02-104100-4	OLIVIA PADILLA	513,607	0	513,607	0.00
02-104400-2	PURITA PADILLA	1,549,970	0	1,549,970	0.00
02-104600-8	RAMON A. PADILLA	85,601	0	85,601	0.00
02-104800-3	REGINA P. PADILLA	1,605,023	0	1,605,023	0.00
02-105200-2	SUSANA P. PADILLA	2,519,886	0	2,519,886	0.00
02-105800-9	TIBURCIO M. PADILLA	233,858	0	233,858	0.00
02-105400-8	TOMAS R. PADILLA	1,321,073	0	1,321,073	0.00
03-350824-9	TOMAS R. PADILLA&/OR CELIA N.	128,405	0	128,405	0.00
02-105900-1	YSABEL P. PADILLA (AMERICAN)	2,519,886	0	2,519,886	0.00
02-105000-7	SABINO R. PADILLA JR.	2,132,265	0	2,132,265	0.00
02-106000-2	FELICIANO PADLAN&/OR AIDA AGUSTIN PADLAN	1,027,213	0	1,027,213	0.00
02-106100-5	GARY GABRIEL L. PADOR	36,128	6,666	42,794	0.00
02-106200-8	LEONARDO PADRIGON	321,004	0	321,004	0.00
02-080100-8	AURELIA O. PADUA	19,999	0	19,999	0.00
02-107500-1	CONRADO PADUA	3,210,049	0	3,210,049	0.00
02-108300-1	VALERIE PADUA	96,300	0	96,300	0.00
02-108500-7	HERMINIA PAELDON	21,400	0	21,400	0.00
02-108900-8	VENANCIO PAGALILAUAN	214,002	0	214,002	0.00
03-581142-8	MELISANDE PAGGABAO	83,331	0	83,331	0.00
02-109200-4	VILMA PAGGAO	85,601	0	85,601	0.00
02-110200-6	FLORENTINA L. PANGSANGHAN	104,998	0	104,998	0.00
02-110100-3	MILAGROS F PANGSANHAN	1,007,954	0	1,007,954	0.00
02-110400-1	FLORA ZENaida PAGTALUNAN	299,991	0	299,991	0.00
02-110500-4	REDECTOR J.G. PAGTALUNAN	474,991	0	474,991	0.00
02-110900-5	ADELAIDA M. PAGUIA	77,043	0	77,043	0.00
02-111000-6	CATALINO R. PAGUIA&/OR NATIVIDAD F. PAGUIA	0	124,996	124,996	0.00
02-111800-8	TEODORA G. PAGUIA	342,405	0	342,405	0.00
03-637371-4	ALFREDO S. PAGUIO	1,465,530	0	1,465,530	0.00
03-178105-7	AURORA G. PAGUIO	41,088	0	41,088	0.00
02-111200-1	DIONISIO S. PAGUIO	1,138,475	0	1,138,475	0.00
02-111100-9	DOLORES PAGUIO	256,803	0	256,803	0.00
03-327224-8	CELIA PAGULAYAN	1,160,139	0	1,160,139	0.00
02-112900-6	SOLOMON PAIRES	85,601	0	85,601	0.00
02-113000-7	ILUMINADO VILORIA PAJAO	74,240	0	74,240	0.00
02-113200-2	JOSEFINO Q. PAJAR	264,835	0	264,835	0.00
02-113300-5	JOSE R. PAJARILLO	54,239	0	54,239	0.00
02-113400-8	LETICIA F. PAJARILLO&/OR ALFREDO R. PAJARILLO	128,401	0	128,401	0.00
02-113600-3	CIRIA C. PAJE	284,042	999,968	1,284,010	0.00
02-113700-6	ERNESTO B. PAJE	142,016	499,968	641,984	0.00
03-562339-8	ANNALIZA S. PAKINGAN	5,000,000	0	5,000,000	0.00
02-114000-2	ALICE C. PALACIOS	642,009	0	642,009	0.00
02-114100-5	GENOVEVA PALACIOS	214,002	0	214,002	0.00
02-114200-8	LUZ PALACIOS	113,620	400,000	513,620	0.00
02-114700-1	LUZ PALACIOS	2,898,383	2,760,000	5,658,383	0.00
02-114500-6	LUZ R PALACIOS	14,202	50,000	64,202	0.00
02-114800-4	MARIA LUISA PALACIOS	713,020	249,993	963,013	0.00
02-115200-3	GEORGE F. PALAFOX	144,455	0	144,455	0.00
03-377326-1	FLORIDA PALAGANAS	7,573	0	7,573	0.00
03-567042-6	ROLANDO PALAGANAS&/OR FLORIDA PALAGANAS	18,113	0	18,113	0.00
02-089500-8	TERESITA PALANCA	181,792	0	181,792	0.00
02-115700-7	CARLOS PALANCA III	64,200	0	64,200	0.00
02-090000-6	HARRY T. PALAO	8,568,104	0	8,568,104	0.00
02-116800-5	ROSARIO C PALAO	770,414	0	770,414	0.00
02-116900-8	MARTIN V. PALARCA &/OR TERESIG. PALARCA	5,681	20,000	25,681	0.00
02-117600-5	AMOR CITA M. PALLERA	128,401	0	128,401	0.00
02-118500-8	JOSE P. PALMA	486,431	0	486,431	0.00
02-119300-8	RENATO PALMA	256,797	0	256,797	0.00
02-119500-3	ROMULO L. PALMA	428,006	0	428,006	0.00
02-119900-4	VICENTE B. PALMA	42,797	0	42,797	0.00
02-120100-4	ALBERT R. PALMER& HAZEL P. PALMER JTRS	321,004	0	321,004	0.00
02-120200-7	MANUEL P. PALMIERY	128,401	0	128,401	0.00
02-120400-2	PONCIANO R. PALMIERY	856,013	0	856,013	0.00
02-120600-8	TRINIDAD P. PALMIERY	128,401	0	128,401	0.00
02-121300-5	FERMIN PALOMA	342,404	0	342,404	0.00
02-121800-9	TERESA E. PALOMA	342,405	0	342,405	0.00
02-122100-5	FLORA RIOS PALOMAR	500,000	0	500,000	0.00
02-122600-9	NONATO PALOMAR	61,138	0	61,138	0.00
02-122000-2	ANGELITA C. PALOMAR &/ORNONATO M. PALOMAR	567,186	0	567,186	0.00
03-430929-2	RODOLFO C. PALPAL-ATOC&/OR ESTER L. PALPAL-ATOC	215,000	0	215,000	0.00
03-423329-1	DELICIA P. PALPAL-LATOC	1,540,796	0	1,540,796	0.00

02-123000-8	JOSE A. PALPAL-LATOC	284,044	999,974	1,284,018	0.00
02-123300-6	CARIDAD C. PALTING	428,006	0	428,006	0.00
02-124100-6	REMEDIOS PAMINTUAN	1,070,015	0	1,070,015	0.00
03-728374-5	RODOLFO F. PAMINTUAN	6,000,000	0	6,000,000	0.00
03-303724-8	NICANOR PAMPLONA	87,347	0	87,347	0.00
03-303624-5	RAMON PAMPLONA	87,348	0	87,348	0.00
03-303224-4	SR. TERESITA M. PAMPLONA	87,347	0	87,347	0.00
03-303524-2	WILFREDO M. PAMPLONA	87,347	0	87,347	0.00
02-124900-8	HERMINIA B. PANCHO	42,800	0	42,800	0.00
03-650671-6	FRANCIS PANDARAOAN	53,497	0	53,497	0.00
02-125000-9	MARGARET S. PANG	85,601	0	85,601	0.00
02-526400-2	SAW PANG SIU	271,004	50,000	321,004	0.00
03-157103-3	GRACE PANGANDIAN	385,215	0	385,215	0.00
02-099100-8	LUCIA M. PANGANIBAN	30,783	0	30,783	0.00
02-126500-8	RICA PANGANIBAN	321,004	0	321,004	0.00
02-126700-3	RITA V. PANGANIBAN	228,267	0	228,267	0.00
02-126800-6	ROMEO S. PANGANIBAN	25,897,829	0	25,897,829	0.01
02-127100-2	ROSALINDA PANGANIBAN	179,760	0	179,760	0.00
02-126900-9	ROSARIO M. PANGANIBAN	2,568,039	0	2,568,039	0.00
02-127200-5	VILLA PANGANIBAN	54,200	10,000	64,200	0.00
02-127500-3	EDGARDO PANGCO	274,777	0	274,777	0.00
02-128100-8	MARIA TERESA PANGILINAN	642,009	0	642,009	0.00
02-128000-5	MARIANO C PANGILINAN	200,000	0	200,000	0.00
03-483430-2	SANTOS PANGILINAN, JR.	5,678,928	0	5,678,928	0.00
03-241017-8	TRINIDAD PANGLAO	27,241	0	27,241	0.00
02-128500-9	ERLINDA E. PANLILIO	5,386,894	0	5,386,894	0.00
02-128600-1	ILUMINADA PANLILIO	185,102	200,000	385,102	0.00
02-128800-7	JOSE MA. PANLILIO	53,402	0	53,402	0.00
02-130600-9	VALERIANO PANTOJA	214,002	0	214,002	0.00
02-130900-7	JESUS B. PANTUCA	900,422	0	900,422	0.00
03-441329-2	ROGER PANTUCA	26,878	0	26,878	0.00
02-131200-3	LOURDES PANUNCIALMAN	0	50,000	50,000	0.00
03-573342-3	REBECCA T. PAO	260,000	0	260,000	0.00
02-131300-6	JAIME PAOLELLI&/OR JOY PAOLELLI	85,601	0	85,601	0.00
02-131500-1	JOSE L. PAPA	256,803	0	256,803	0.00
02-131600-4	LUIS F. PAPA	128,401	0	128,401	0.00
02-131700-7	NELINDA G. PAPA	7,997	2,804	10,801	0.00
02-132000-3	ROSALINDA PAPA	21,400	0	21,400	0.00
03-749574-8	V. PAPACHRISOSTOMOU	50,000	0	50,000	0.00
02-132800-5	MA. CELINA C. PAPRENO	214,002	0	214,002	0.00
03-360624-4	EPIFANIO PARAGAS	66,666	0	66,666	0.00
02-133700-8	ROSALIE LLORENTE PARAGUAS	142,096	0	142,096	0.00
03-396329-2	FELIPE PARAGUYA&/OR MILAGROS O. PARAGUYA	256,810	0	256,810	0.00
02-133600-5	PACIANITO S. PARAGUYA	1,926,029	0	1,926,029	0.00
02-134100-7	REMEDIOS G. PARAISO	214,002	0	214,002	0.00
02-134000-4	REYNALDO E. PARAISO	128,401	0	128,401	0.00
03-339724-3	ANGELINA F. PARAS	128,405	0	128,405	0.00
02-134500-8	FELICULA J. PARAS	42,800	0	42,800	0.00
02-135100-2	REMEDIOS PARAS	483,812	0	483,812	0.00
02-135200-5	TERESA R. PARAS	161,267	0	161,267	0.00
02-135800-1	TERESA L. PARCON	42,800	0	42,800	0.00
02-136000-5	FELIPE PARDO	85,601	0	85,601	0.00
03-197808-7	MERCEDES PATRICIA D. PARDO	410,894	0	410,894	0.00
02-136400-6	ROMEO PARDO	1,640,033	500,000	2,140,033	0.00
02-136100-8	MARITES PARDO &/OR BARBARA	321,004	0	321,004	0.00
03-345724-2	ALBERTO PAREDES	142,026	0	142,026	0.00
02-136600-1	AMANDO E. PAREDES	2,996,046	0	2,996,046	0.00
02-136700-4	AMANDO E. PAREDES	3,680,066	0	3,680,066	0.00
03-135800-5	CHONA GOMEZ PAREDES	328,716	0	328,716	0.00
02-137600-7	JOAQUIN PAREDES	308,162	0	308,162	0.00
02-137400-1	JOSE TAN PAREDES	1,339,684	0	1,339,684	0.00
02-138100-9	FLORECITA J. PAREJA	428,006	0	428,006	0.00
02-138200-1	DAVID M. PARINAL	214,002	0	214,002	0.00
02-138300-4	CUSTODIO O PARLADE	640,075	0	640,075	0.00
02-138700-5	TIRSO G PARPAN II	201,595	0	201,595	0.00
02-138800-8	ANTONIO P. PARRAS	64,202	0	64,202	0.00
02-139000-1	ELSA R. PARRENO	856,013	0	856,013	0.00
02-139100-4	MA. CELINA C PARRENO	214,002	0	214,002	0.00
02-139800-3	ELIASITO M. PARUNGAO JR.	273,920	0	273,920	0.00
02-139600-8	BENJAMIN D. PARUNGO	755,820	249,993	1,005,813	0.00
03-498630-6	ALLAN S. PASA	1,284,052	0	1,284,052	0.00
02-140200-9	BENITO CELESTINA PASAGUI	18,936	0	18,936	0.00
02-140500-7	ANGEL PASAPORTE	87,792	0	87,792	0.00
02-140800-5	FLORA M. PASCASIO	214,002	0	214,002	0.00
02-140900-8	CESAR PASCO&/OR PABLO R. EGONIO	107,001	0	107,001	0.00
02-141500-2	ARTHUR PASCUA	214,002	0	214,002	0.00
02-141600-5	BENJAMIN V. PASCUA	342,405	0	342,405	0.00
02-141700-8	ELSIE D PASCUA	42,800	0	42,800	0.00
03-604645-7	ALFREDO E. PASCUAL	1,047,616	0	1,047,616	0.00

02-143600-6	ANGELITA PASCUAL	54,239	0	54,239	0.00
02-144100-8	CECILIO S. PASCUAL	4,280,066	0	4,280,066	0.00
02-143800-1	CELSO R PASCUAL	484,044	0	484,044	0.00
02-144400-6	CHRISTIAN B. PASCUAL	321,004	0	321,004	0.00
02-144700-4	DANILO J. PASCUAL	100,000	0	100,000	0.00
02-144800-7	DOMINGA PASCUAL	6,420,099	0	6,420,099	0.00
03-382827-7	FEDERICO C. PASCUAL	3,200,000	0	3,200,000	0.00
02-148700-6	MILDRED B. PASCUAL	14,263	0	14,263	0.00
02-149000-2	RENATO D. PASCUAL	256,803	0	256,803	0.00
02-148900-1	RUBEN V. PASCUAL	71,675	0	71,675	0.00
02-149200-8	TERESITA N. PASCUAL	128,401	0	128,401	0.00
03-556839-2	YVONNE PASCUAL	77,119	0	77,119	0.00
02-145300-9	ELEUTORIO PASCUAL JR	2,996,046	0	2,996,046	0.00
02-144600-1	DARIO PASCUAL JR.	321,004	0	321,004	0.00
02-145200-6	ELEUTERIO PASCUAL JR.	16,050,248	0	16,050,248	0.01
03-377426-4	HARRY S. PASIMIO	273,930	0	273,930	0.00
03-624868-1	HARRY S. PASIMIO	322,550	0	322,550	0.00
02-150300-2	ALBERTO D. PASION&/OR AMADO J. PASION	1,284,052	0	1,284,052	0.00
02-150400-5	FLORENTINO M. PASION	642,009	0	642,009	0.00
02-150500-8	OSCAR PASION	428,006	0	428,006	0.00
02-151300-8	DANIEL JOSEPH DE PASQUA	85,601	0	85,601	0.00
02-151900-4	GUILLERMO PASTOR	770,411	0	770,411	0.00
02-151700-9	ARTURO PASTOR JR.	1,511,930	0	1,511,930	0.00
02-152000-5	WILFRIDO B PASTRANA	68,479	0	68,479	0.00
03-740374-3	JOHN PETER PASTUREL	197,760	0	197,760	0.00
02-152100-8	PARETO B. PATACSIL	542,009	100,000	642,009	0.00
02-152300-3	ENRIQUE GERARDO PADILLA PATAG	1,027,213	0	1,027,213	0.00
02-152600-1	TEODORICO J. PATAG	513,605	0	513,605	0.00
03-245117-2	TEODORICO JAVIER P. PATAG III	273,930	0	273,930	0.00
02-152700-4	NARCISO C. PATALINGHUG	214,002	0	214,002	0.00
02-152800-7	ELISA PATAROQUE	642,009	0	642,009	0.00
02-153300-9	SUBESH PATELAND SURES PATEL	85,601	0	85,601	0.00
02-153400-1	SUBHESH PATEL	128,401	0	128,401	0.00
02-153200-6	BIPIN PATEL ESQ	2,140,033	0	2,140,033	0.00
02-153100-3	BIPIN PATEL ESQAND ARUNA PATEL	2,140,033	0	2,140,033	0.00
02-153600-7	PAS PILAR PATERNO	8,560	0	8,560	0.00
03-679871-2	REGINA PATERNO&/OR MIGUEL PATERNO	2,134,395	0	2,134,395	0.00
03-795774-6	SOFIA ALICIA YAP PATERNO	1,075,825	0	1,075,825	0.00
02-153800-2	VICTOR PATERNO	96,303	0	96,303	0.00
02-154000-6	SEGUNDINA A. PATES	513,600	0	513,600	0.00
02-154200-1	GLADY S PATTERSON &/ORPATRICIA ELIZABETH THISTLETHWAZTE	85,601	0	85,601	0.00
03-599445-5	HENRIETTA C. PAULICAN	18,067	0	18,067	0.00
02-154600-2	ANSBERT PAULINO	452,709	0	452,709	0.00
02-154700-5	JOSE M. PAULINO	305,577	0	305,577	0.00
02-155000-1	ROSIE C PAVINO	256,802	0	256,802	0.00
02-156400-8	ANTONIO F. PAY SENG	85,601	0	85,601	0.00
03-441129-7	NIGEL BRUCE HAROLD PAYNE	42,800	0	42,800	0.00
02-155800-3	TERESITA B. PAYNOR	85,601	0	85,601	0.00
03-204608-9	ADELINA D. PAYONGAYONG	24,719	0	24,719	0.00
02-156300-5	MERCEDES PAYOT	136,960	0	136,960	0.00
02-156700-6	FELICITO E. PAYUMO	946,816	0	946,816	0.00
02-156900-1	SANTOS PAYUMO	96,300	0	96,300	0.00
02-157100-5	CORAZON S. PAZ	44,999	0	44,999	0.00
02-158000-8	FELICISIMA G. PAZ	1,465,491	0	1,465,491	0.00
02-158300-6	IGNACIO I. PAZ	513,607	0	513,607	0.00
02-159700-2	SOCORRO T. PAZ	322,542	0	322,542	0.00
02-159900-8	GEORGE L. PAZOS	214,002	0	214,002	0.00
03-440129-1	CYNTHIA P. PE	4,136,208	0	4,136,208	0.00
02-160800-7	FAUSTINO PE	26,878,796	0	26,878,796	0.01
02-161600-7	FLORENTINO PE	16,127,275	0	16,127,275	0.01
02-161800-2	GLORIA SUN PE	513,605	0	513,605	0.00
02-162200-1	LAMBERTO L. PE	642,009	0	642,009	0.00
03-646971-6	LOURDES C. PE	3,225,440	0	3,225,440	0.00
02-162400-7	MARGARET UY PE	898,755	0	898,755	0.00
02-162800-8	PAULINO G. PE	65,000,000	0	65,000,000	0.03
03-669771-9	PAULINO G. PE	935,000,000	0	935,000,000	0.47
03-468930-1	PERRY L. PE	513,621	0	513,621	0.00
02-163500-5	RESTITUTA R. PE	85,601	0	85,601	0.00
03-792874-2	ROBINA GOKONGWEI PE	17,834	0	17,834	0.00
03-225812-9	ROSA S. PE	302,988	0	302,988	0.00
02-163600-8	WILFREDO PE	1,612,724	0	1,612,724	0.00
02-163800-3	JOHN J. PEARSONOR MARGARET PEARSON	107,001	0	107,001	0.00
02-163900-6	ROBERT PEARSON	171,202	0	171,202	0.00
02-164000-7	F. GLENN PECACHE	214,002	0	214,002	0.00
02-164200-2	JUANITO B. PECANA JR.	856,013	0	856,013	0.00
02-164900-1	PETER PEDAZO	0	299,993	299,993	0.00
02-165500-6	CECILIO PEDRO	51,554	0	51,554	0.00
02-165700-1	CONCHITA PEDRO	85,601	0	85,601	0.00
02-165400-3	ALEJANDRO SAN PEDRO JR.	21,398	0	21,398	0.00

02-166200-3	AUGUSTO A PEDROSA	13,396,687	0	13,396,687	0.01
03-165903-5	CARLOS A PEDROSA	0	450,000	450,000	0.00
02-166400-9	RAMON PEDROSA	42,800	0	42,800	0.00
03-597345-1	DAVID ALAN PEEL	42,799	0	42,799	0.00
03-368524-5	ALBERTO V. PEFIANCO	430,070	0	430,070	0.00
02-166500-1	ROMEO V. PEFIANCO	642,026	0	642,026	0.00
02-166700-7	BERNARD GEORGE PEIRCE	214,002	0	214,002	0.00
02-166900-2	PURIFICACION PEJI	171,202	0	171,202	0.00
01-522300-4	KO PEK	342,405	0	342,405	0.00
02-167000-3	ANTONIO PEKSON	723,774	2,548,036	3,271,810	0.00
02-167100-6	BEATRIZ PEKSON	64,189	0	64,189	0.00
03-531139-4	LUZ R. PEKSON	123,362	0	123,362	0.00
02-167300-1	VICENTE C. PELAEZ JR.	1,670,478	0	1,670,478	0.00
02-167800-5	EDGARDO PELEA	81,353	0	81,353	0.00
02-167900-8	J. S. PELEA	1,140,033	1,000,000	2,140,033	0.00
02-168000-9	JOHNNY PELEA	4,560,132	4,000,000	8,560,132	0.00
02-168100-1	JOHNNY PELEA	2,140,033	0	2,140,033	0.00
02-168200-4	JUANITO PELEA	214,002	0	214,002	0.00
02-168300-7	OLIVIA PELEA	2,262	0	2,262	0.00
02-168700-8	ANTONIO E. PENA	428,006	0	428,006	0.00
03-554539-3	AURELIO A. PENA	400,000	0	400,000	0.00
02-168900-3	AURELIO L. PENA&/OR JOSEFA L. PENA	42,800	0	42,800	0.00
02-169500-8	DIONISIO E. PENA	51,358	0	51,358	0.00
02-169700-3	ELISA V. PENA	56,810	200,000	256,810	0.00
02-170000-6	GREGORIO T. PENA	1,669,235	0	1,669,235	0.00
03-659071-9	JACOB PENA&/OR PILAR PENA	19,260	0	19,260	0.00
02-170300-4	JULIET E. PENA	599,202	0	599,202	0.00
02-170400-7	LOIS R. PENA	313,941	0	313,941	0.00
02-170800-8	MA. LOURDES V. PENA	1,444,521	0	1,444,521	0.00
02-171100-4	ORLANDO P. PENA	561,091	0	561,091	0.00
02-171200-7	PRECIOSO S. PENA	1,136,208	4,000,000	5,136,208	0.00
02-171800-3	TEODORO Q. PENA	841,347	0	841,347	0.00
02-172200-2	VIRGILIO L. PENA	161,346	0	161,346	0.00
02-172600-3	ROLANDO G. PENAFLO	13,429	0	13,429	0.00
02-172400-8	GLORIA PENAFORT	171,202	0	171,202	0.00
02-172900-1	LOURDES PENARANDA	67,196	0	67,196	0.00
02-173100-5	NELLIE R. PENAS	3,852,059	0	3,852,059	0.00
02-173200-8	CARIDAD PENDOZA	214,002	0	214,002	0.00
02-673400-2	SY PENG TIT	598,817	299,993	898,810	0.00
03-515839-3	SALVACION PENTANG	731,909	0	731,909	0.00
02-174500-1	ERLINDA L. PEPITO	85,601	0	85,601	0.00
02-174600-4	RHODA I PEPITO	642,009	0	642,009	0.00
02-174900-2	RODRIGO T. PEPITO	963,013	0	963,013	0.00
03-325124-4	JESUS F. PERAJA&/OR JEOBANA G. PERAJA	1,369,654	0	1,369,654	0.00
02-177300-2	RICARDO S. PERALEJO JR.	1,733,348	0	1,733,348	0.00
02-176100-1	JOSE C. PERALTA	16,704,834	0	16,704,834	0.01
02-176200-4	JOSE F. PERALTA	22,769,646	0	22,769,646	0.01
02-176300-7	LUIS PERALTA	1,212,026	0	1,212,026	0.00
03-791074-5	MARIA ASUNCION CASTRO PERALTA	107,001	0	107,001	0.00
03-490130-9	SERAFIN M. PERALTA, JR.	3,010,498	0	3,010,498	0.00
02-175100-6	CRESENCIO PERALTA, SR.	64,200	0	64,200	0.00
02-177700-3	MA. EUGENIA PERDICES	770,411	0	770,411	0.00
02-178200-5	TERESITA D PEREDO	325,205	60,000	385,205	0.00
02-178300-8	BUENAVENTURA C. PERENA	214,002	0	214,002	0.00
02-179700-4	ALFREDO CH. PEREZ	42,800	0	42,800	0.00
02-179400-6	ALITA M. PEREZ	2,840	10,000	12,840	0.00
02-179600-1	AMELIA L. PEREZ	171,202	0	171,202	0.00
02-180000-7	APOLONIO PEREZ	321,004	0	321,004	0.00
02-179800-7	AZUCENA VERA PEREZ	124,998	0	124,998	0.00
02-180300-5	CONCHITA G. PEREZ	10,000	0	10,000	0.00
02-180200-2	CYNTHIA PEREZ	151,794	0	151,794	0.00
02-180400-8	DOMINADOR L. PEREZ	171,202	0	171,202	0.00
02-180600-3	EDWIN PEREZ	299,604	0	299,604	0.00
02-180700-6	EFREN P. PEREZ	39,034	0	39,034	0.00
02-180900-1	ERLINDA J. PEREZ	42,800	0	42,800	0.00
02-181400-3	ESTRELLA P. PEREZ	526,959	0	526,959	0.00
02-181800-4	GUILLERMO G. PEREZ	99,997	0	99,997	0.00
02-182500-1	JOSEFINA P. PEREZ	21,400	0	21,400	0.00
02-183000-3	LEOCADIO M. PEREZ	3,509,654	0	3,509,654	0.00
02-182700-7	LEONIDES A. PEREZ	428,006	0	428,006	0.00
02-183400-4	MA. SUSANA O. PEREZ	54,200	10,000	64,200	0.00
03-244117-7	MARIA VICTORIA PEREZ	2,150,355	0	2,150,355	0.00
02-183300-1	MARTESIO PEREZ	37,872	0	37,872	0.00
02-183100-6	MAXIMA PEREZ	85,601	0	85,601	0.00
02-183500-7	NELLY PEREZ	385,205	0	385,205	0.00
02-183800-5	NICANDRO PEREZ	54,239	0	54,239	0.00
02-184300-7	PILAR PEREZ	2,118,631	0	2,118,631	0.00
02-184900-3	SOPHIA PEREZ	95,872	0	95,872	0.00
02-185000-4	TONY PEREZ	128,401	0	128,401	0.00

02-185500-8	VICENTE PEREZ	23,007	0	23,007	0.00
02-185700-3	VIRGINIA F. PEREZ	1,084,019	200,000	1,284,019	0.00
02-181900-7	JOSE L PEREZ JR	32,101	0	32,101	0.00
02-183700-2	NARCISO T. PEREZ JR.	2,140,033	0	2,140,033	0.00
02-186100-2	CARMEN PERFECTO	102,724	0	102,724	0.00
02-167500-7	JOSE PERLADO	42,800	0	42,800	0.00
02-187600-1	ERNESTO Y PERLAS	256,803	0	256,803	0.00
02-187700-4	ERNESTO Y. PERLAS	154,081	0	154,081	0.00
02-188100-3	REYNALDO PERLAS	23,007	0	23,007	0.00
03-313124-2	MARY ANN C. PERNAS	11,834	0	11,834	0.00
02-189000-6	LEONARD W PERRIN	428,006	0	428,006	0.00
02-189200-1	CHARLES E. PERRON	214,002	0	214,002	0.00
02-189800-8	AMOR C. PERUCHO	162,546	0	162,546	0.00
03-330024-5	JOSE ANTONIO PERY	739,309	0	739,309	0.00
02-190300-6	SOLITA PESCASIO	42,800	0	42,800	0.00
02-190900-2	FRANCIS PETERSEN	2,760,642	0	2,760,642	0.00
02-191100-6	EPIFANIO V. PETRALBA	684,809	0	684,809	0.00
02-191300-1	ISABEL L. PETTYJOHN	42,800	0	42,800	0.00
02-200600-8	MALGWYN EIFION PHILLIPS	428,006	0	428,006	0.00
03-137903-3	WINSTON CHUA BUN PHO	201,166	0	201,166	0.00
02-203500-1	AURORA N. PIA	42,800	0	42,800	0.00
02-829900-8	TONG PIAK HUA	4,300,605	0	4,300,605	0.00
02-203700-7	AMADO PIAMONTE	133,325	400,000	533,325	0.00
02-204000-3	JAIME PIAMONTE	2,677,601	0	2,677,601	0.00
03-579042-8	YAO PIAN	2,176,990	0	2,176,990	0.00
02-204200-9	HELEN S. PIANG	134,393	0	134,393	0.00
02-673500-5	SY PIAO	99,288	0	99,288	0.00
02-204400-4	MIGUEL S. PICACHE	12,483,250	0	12,483,250	0.01
03-213510-2	MA. ASUNCION G. PICAZO	2,311,261	0	2,311,261	0.00
02-205200-4	MA. LOURDES L. PICCIO	214,002	0	214,002	0.00
02-205900-3	LUISA D. PIDO	214,002	0	214,002	0.00
03-162303-2	ERLINDA C. PIJUAN	1,270,050	0	1,270,050	0.00
02-206300-2	VICTORINO F. PIL	85,601	0	85,601	0.00
02-206400-5	ARNULFO PILANDO	8,257,111	0	8,257,111	0.00
03-346624-5	EDUARDO PILAPIL&/OR EDUARDO PILAPIL, JR.	1,926,078	0	1,926,078	0.00
03-333424-2	EDUARDO P. PILAPIL	128	0	128	0.00
02-206500-8	HILARION A. PILAPIL	616,330	0	616,330	0.00
03-346724-8	TERESITA PILAPIL&/OR EDUARDO R. PILAPIL, JR.	1,284,052	0	1,284,052	0.00
02-206900-9	SOLEDAD B. PILAR	214,002	0	214,002	0.00
02-207300-8	AMELIA P. PIMENTEL	85,601	0	85,601	0.00
02-207100-2	ANITA PIMENTEL	1,514,904	0	1,514,904	0.00
02-208500-9	MARCIAL R. PIMENTEL	60,000	0	60,000	0.00
02-209400-1	ARMANDO S.R. PINEDA	64,200	0	64,200	0.00
02-210100-5	DIOSDADO PINEDA	214,002	0	214,002	0.00
03-255319-5	ERNESTO P. PINEDA&/OR DENISE PINEDA	766,940	0	766,940	0.00
02-210600-9	GLORIA G. PINEDA	216,660	0	216,660	0.00
02-210800-4	JOSE R. PINEDA	898,813	0	898,813	0.00
02-211200-3	LOURDES G PINEDA	38,521	0	38,521	0.00
02-211400-9	MARIO PINEDA	32,098	0	32,098	0.00
02-211500-1	MIGUEL PINEDA	100,000	0	100,000	0.00
02-212200-9	ROLANDO P. PINEDA	2,766,520	0	2,766,520	0.00
02-212300-1	SORIANA R. PINEDA	90,541	0	90,541	0.00
02-212700-2	VINSON B. PINEDA	2,996,046	0	2,996,046	0.00
02-212800-5	VINSON B. PINEDA	228,267	0	228,267	0.00
03-408329-7	VIRGINIA PINEDA	2,257,744	0	2,257,744	0.00
02-213000-9	ZENA MARIA R. PINEDA	108,401	20,000	128,401	0.00
02-210900-7	JESUS M. PINEDA, JR.	209,088	0	209,088	0.00
02-212500-7	VINSON B. PINEDA, M.D.	228,267	0	228,267	0.00
02-213500-2	TIBURCIO P. PINGOL	658,535	0	658,535	0.00
03-332224-1	FRANCISCO J. PINON	642,009	0	642,009	0.00
02-213900-3	CARLOS PINTO	27,200	0	27,200	0.00
03-207209-2	COL. ALFONSO C. PINTO	36,964	0	36,964	0.00
03-212310-1	EDWIN CLEMENTE P. PINTO	89,883	0	89,883	0.00
03-389129-2	RUFINO KO PIO	171,205	0	171,205	0.00
02-214800-6	ARACELI PIONG	0	100,000	100,000	0.00
02-215200-5	MAURICIO A. PIRAMIDE	300,000	0	300,000	0.00
02-215300-8	ESTEFANIA R. PIROVANO	856,013	0	856,013	0.00
03-773074-4	DAMIAN L. PISON	176,391	0	176,391	0.00
02-215600-6	DONATO PISON&/OR VICTOR PISON	85,601	0	85,601	0.00
03-251317-7	ELSA PISON	503,976	0	503,976	0.00
02-215700-9	MA. LOURDES PISON	164,002	0	164,002	0.00
02-215900-4	ROBERTO B. PISON	85,601	0	85,601	0.00
02-215500-3	ANTONIO F. PISON JR.	256,161	0	256,161	0.00
02-216100-8	ANDRI R. PITARGUE	623,062	0	623,062	0.00
02-217200-6	EDGAR R. PITARGUE	2,642,458	0	2,642,458	0.00
02-217800-2	MERCY R. PITARGUE	715,497	0	715,497	0.00
02-218200-1	JAMES U. PITTS	171,202	0	171,202	0.00
02-218700-5	PEDRITO M. PIZARRO	128,401	0	128,401	0.00
02-218800-8	TRINIDAD PIZARRO	13,782,567	0	13,782,567	0.01

02-218400-7	ANGEL D. PIZARRO JR.	428,006	0	428,006	0.00
02-219000-1	EDUARDO I. PLANA	14,202	0	14,202	0.00
02-219400-2	ESCOLASTICO PLANILLO	64,200	0	64,200	0.00
02-219500-5	RAMON L. PLANTA &/ORPRISCILLA G. PLANTA	214,002	0	214,002	0.00
02-220400-4	BENJAMIN G. PLATON	214,002	0	214,002	0.00
03-579342-6	CARLOS PLATON	2,133,332	0	2,133,332	0.00
03-667671-5	CARLOS PLATON	605,977	0	605,977	0.00
02-221100-1	MA. CECILIA PLENO	27,119	0	27,119	0.00
02-221200-4	TEODORO M. PLENO	585,511	0	585,511	0.00
02-221300-7	CELSO B. PLETA	642,009	0	642,009	0.00
02-224700-4	ANGELITA PO	17,098	0	17,098	0.00
02-224800-7	CARLOS PO	28,726,526	5,300,000	34,026,526	0.02
02-225100-3	DAVID L. PO	428,006	0	428,006	0.00
02-225200-6	EPIFANIO PO	3,763,081	0	3,763,081	0.00
02-225800-2	JAIME PO	26,554	0	26,554	0.00
02-225500-4	JAIME PO	2,985,604	0	2,985,604	0.00
02-225600-7	JIMMY PO	267,500	0	267,500	0.00
02-225400-1	JOSE E. PO	481,505	0	481,505	0.00
02-226300-4	LINDA PO	1,343,940	0	1,343,940	0.00
02-227100-4	PABLO SON KENG PO	0	9,937	9,937	0.00
03-458630-2	RONALD S. PO	8,900,000	0	8,900,000	0.00
03-255619-3	ROSITA PO	1,369,654	0	1,369,654	0.00
03-136803-5	TIAN SING PO	5,681,040	0	5,681,040	0.00
02-227400-2	VICENTE PO	214,002	0	214,002	0.00
02-228800-9	WELLINGTON T PO	0	1,500,000	1,500,000	0.00
02-228600-3	WILFRED SON KENG PO	35,651	12,500	48,151	0.00
02-228400-8	WILLIAM PO	116,662	100,000	216,662	0.00
02-227500-5	WILSON PO	3,673,388	0	3,673,388	0.00
02-227600-8	WILSON PO	2,999,961	0	2,999,961	0.00
02-227800-3	WILSON PO	0	6,000,000	6,000,000	0.00
02-239300-1	VILMA G PO SY	96,300	0	96,300	0.00
02-228900-1	ELSA POBLADOR	7,412,953	0	7,412,953	0.00
02-229400-3	HONORIO POBLADOR III	47,253,102	0	47,253,102	0.02
03-663371-5	HONORIO POBLADOR, III	149,800	0	149,800	0.00
02-026100-5	ANSELMO K.D. POBLETE	542,009	100,000	642,009	0.00
02-230500-8	JOSE C. POBLETE, JR.	42,800	0	42,800	0.00
02-231200-5	EFREN E. POCA	802,511	0	802,511	0.00
03-752674-3	LAURENCE POCHARD	2,200,000	0	2,200,000	0.00
02-231300-8	RONALD ALLAN POE	642,009	0	642,009	0.00
03-511839-1	JOSE L POE, JR.	3,225,538	0	3,225,538	0.00
02-231500-3	JOAN ANGELA POGOSE	214,002	0	214,002	0.00
02-231600-6	GEORGE POH	311,533	0	311,533	0.00
02-232000-5	CONRADO M. POLICARPIO	64,200	0	64,200	0.00
02-232300-3	LUZ C. POLICARPIO	171,202	0	171,202	0.00
02-232400-6	MEYNARDO POLICARPIO	54,239	0	54,239	0.00
02-232600-1	NATIVIDAD B. POLICARPIO	642,009	0	642,009	0.00
02-233100-3	VERA POLINTAN	85,601	0	85,601	0.00
02-233200-6	JACINTO A. POLUMBARIT &/ORDOMINADOR SAN DIEGO	716,764	0	716,764	0.00
02-233400-1	RAYMUNDO M. POMPA	71,011	0	71,011	0.00
03-628568-5	DELFIN B POMPOSO	273,930	0	273,930	0.00
02-233600-7	DEMETRIA M. PONCE	32,588	0	32,588	0.00
02-233900-5	FELINA C PONCE	385,205	0	385,205	0.00
03-584644-4	JOSE PONCE	99,812	0	99,812	0.00
02-234700-5	SESINANDO PONCE	856,013	0	856,013	0.00
02-234800-8	LORENZO D. PONCO	100,794	0	100,794	0.00
02-235000-1	JOSE YU SIEK PONG	2,739,484	0	2,739,484	0.00
02-235200-7	DOMINADOR S. PONGOSOR JOSEFINA PONGOS	1,000,000	0	1,000,000	0.00
02-236300-5	DOLORES POQUIZ	54,239	0	54,239	0.00
02-237400-3	JULIETA C. PORRAL&/OR ANGELI Y. MANULAT	42,800	0	42,800	0.00
02-237100-5	JULITA PORRAL	42,800	0	42,800	0.00
02-237200-8	JULITA PORRAL&/OR ANGELITA MANULAT	214,002	0	214,002	0.00
02-237600-9	SALVADOR PORRAS JR.	214,002	0	214,002	0.00
02-239100-6	JORJA S. POSIS	214,002	0	214,002	0.00
03-360024-8	ALFRED POTENCIANO&/OR MATILDE POTENCIANO	3,300,714	0	3,300,714	0.00
02-240000-5	DOUGLAS CHARLES POTTER	852,134	0	852,134	0.00
02-240100-8	STEPHEN L POTTER& DOROTHY M. POTTER JTWROS	1,070,015	0	1,070,015	0.00
02-240300-3	ERIC WALTER POWELL	214,002	0	214,002	0.00
02-240500-9	RICHARD POWELL	121,980	0	121,980	0.00
02-240400-6	JAMES HENRY POWELL ESQ	214,002	0	214,002	0.00
03-736274-2	NEVILLE POWER& BARRIE ROSE	128,401	0	128,401	0.00
02-240600-1	WILLIAM C. POWER& MRS. ALBER A. POWER, JTWRS	428,006	0	428,006	0.00
02-236200-2	PO POY ENG	5,975,789	0	5,975,789	0.00
02-240700-4	TEOFILO P. POYAOAN	64,200	0	64,200	0.00
02-241200-6	ANTONIO C. PRADO	85,601	0	85,601	0.00
02-241300-9	NAPOLEON Q. PRADO	64,940	0	64,940	0.00
02-241800-2	CYRIL HAYDON PRATT	428,006	0	428,006	0.00
02-241900-5	CARMEN S. PRATTE	360,527	666,650	1,027,177	0.00
02-242000-6	CONSUELO PRECILLA	42,800	0	42,800	0.00
03-290122-5	GEORGE G. PRECILLA	191,751	0	191,751	0.00

02-242100-9	GEORGE &/OR REBECCA PRECILLA	3,338,375	0	3,338,375	0.00
02-242300-4	GERALD PREISER	4,280,066	0	4,280,066	0.00
02-242800-8	HEYBURN F. PRICE& MARGARET C. PRICE JT/WROS	475,347	166,662	642,009	0.00
02-243000-1	JUAN PRIETO	770,431	0	770,431	0.00
03-469830-4	MARTIN JAVIER L. PRIETO	1,343,937	0	1,343,937	0.00
02-243500-5	VICENTE PRIETO	577,807	0	577,807	0.00
02-245400-3	THOMAS E. PROKOP	963,013	0	963,013	0.00
02-245600-9	LUZ PROTACIO	492,009	0	492,009	0.00
02-246000-8	JOSE G. PRUDENCIO&/OR JUANITA N. PRUDENCIO	201,569	0	201,569	0.00
02-246200-3	JOSEFINA C PRUDENCIO	181,084	0	181,084	0.00
02-246300-6	LOURDES H. PRUDENCIO	237,960	0	237,960	0.00
03-595145-5	LOURDES H. PRUDENCIO	29,549	0	29,549	0.00
02-246400-9	MANUEL PRUDENCIO	8,559	0	8,559	0.00
01-870700-4	MAXIMO PRUDENCIO, JR.	770,405	0	770,405	0.00
02-245900-7	BASILIO PRUDENTE	963,013	0	963,013	0.00
03-686571-9	MA. EUGENIA E. PRUDENTE	214,002	0	214,002	0.00
03-561139-7	ARTURO JOSE PUA	200,000	0	200,000	0.00
02-247300-1	EUGENIO C PUA	143,357	0	143,357	0.00
02-247400-4	FERNANDO PUA	1,923,421	200,000	2,123,421	0.00
03-736374-5	FRANCIS TANCUAN PUA	142,026	0	142,026	0.00
03-737674-9	FRANKLIN PUA	34,154	0	34,154	0.00
02-247500-7	LUISA T. PUA	674,120	0	674,120	0.00
02-248100-1	PACITA T. PUA	288,903	0	288,903	0.00
02-248600-5	SHIN HING PUA	2,342,107	0	2,342,107	0.00
03-173103-3	SHIN HING PUA	8,587,733	0	8,587,733	0.00
02-249000-4	YOK BING PUA	24,617,130	0	24,617,130	0.01
02-249300-2	EDGARDO I. PUBLICO	85,601	0	85,601	0.00
00-664100-1	CO PUE	241,904	0	241,904	0.00
02-673800-3	SY PUE TEE	428,006	0	428,006	0.00
01-083600-4	VICENTE G. PUENTESPINA	385,204	0	385,204	0.00
03-061200-8	YAP PUEY ENG	16,127,275	0	16,127,275	0.01
02-250400-7	TEODOSIA G. PUGEDA	13,695	0	13,695	0.00
02-250600-2	ISABELITA C. PUGNA	542,009	100,000	642,009	0.00
02-250700-5	ESTER PUJOL	37,119	0	37,119	0.00
03-739974-8	MARIBEL AROMIN PULANCO	2,000,000	0	2,000,000	0.00
02-251000-1	CONCHITA PULGO	214,002	0	214,002	0.00
02-251100-4	DANILO PULIDO	853,391	0	853,391	0.00
02-251200-7	DANILO PULIDO	706,247	0	706,247	0.00
02-251400-2	ELVIRA R. PULIDO	136,960	0	136,960	0.00
02-251500-5	PERLA L. PULIDO	428,377	0	428,377	0.00
02-251800-3	MARIETTA S. PUMAREN	21,400	0	21,400	0.00
02-252300-5	JAMES WILLIAM PUNCH& MADELINE PUNCH	42,800	0	42,800	0.00
02-252400-8	LORENZO PUNDANERA	160,506	0	160,506	0.00
02-252800-9	EDUARDO R. PUNO	142,022	166,662	308,684	0.00
02-252700-6	EMILIA T PUNO	3,470,076	0	3,470,076	0.00
02-253000-2	NELLY R. PUNO&/OR LEVEN S. PUNO	192,602	0	192,602	0.00
02-253500-6	ANNIE PUNZALAN	642,009	0	642,009	0.00
02-253600-9	HERMINIA B. PUNZALAN	963,013	0	963,013	0.00
02-253700-1	RICARDO PUNZALAN	42,800	0	42,800	0.00
02-253800-4	RODELIO RICO PUNZALAN	128,401	0	128,401	0.00
02-254400-9	NOEL P. PURCUNA&/OR MA. TE PURCUNA	214,002	0	214,002	0.00
02-538000-3	SEE PUT	790,186	0	790,186	0.00
02-254700-7	JOSEPH C. PUTRINO	107,001	0	107,001	0.00
03-707174-2	ANA MARIE CONCEPCION S. PUTULIN	65,370	0	65,370	0.00
02-254900-2	ESCOLASTICA T. PUTULIN&/OR FLORENTINO T. PUTULIN &/OR	289,362	0	289,362	0.00
03-707274-5	LUCIEN S. PUTULIN	65,370	0	65,370	0.00
03-707374-8	MARIA CARMINA S. PUTULIN	65,369	0	65,369	0.00
03-707574-3	MARIE ELEONOR S. PUTULIN	65,370	0	65,370	0.00
03-707674-6	MARIE JOSEPHINE S. PUTULIN	65,365	0	65,365	0.00
02-255200-9	MA. CONSUELO PUYAT	45,156,380	0	45,156,380	0.02
02-255400-4	PATRIA GIL PUYAT	1,343,940	0	1,343,940	0.00
02-255500-7	FRANCISCO C. PUZON&/OR ILUMINADA G. PUZON	50,000	0	50,000	0.00
02-255700-2	JOSE F. PUZON	731,908	0	731,908	0.00
02-256600-5	ANTONIA V. QUA	113,620	0	113,620	0.00
02-257900-9	JON C. QUA	700,000	0	700,000	0.00
02-258600-6	TOMAS QUA	2,140,033	0	2,140,033	0.00
02-258700-9	VIRGINIA JUDY QUA	700,000	0	700,000	0.00
02-264900-3	QUAN KUO SHUEN	856,013	0	856,013	0.00
02-265000-4	MARY M. QUANO	214,002	0	214,002	0.00
03-720974-8	ALAN HOWARD QUARRY	4,502,202	0	4,502,202	0.00
02-265400-5	ADORA QUE	214,002	0	214,002	0.00
02-265500-8	CHRISTOPHER QUE	99,993	0	99,993	0.00
02-265700-3	ELEANOR QUE	85,601	0	85,601	0.00
02-266300-8	JUANITO QUE	51,913,313	0	51,913,313	0.03
02-266600-6	LUCY QUE	4,343,017	0	4,343,017	0.00
02-267700-4	MILAGROS J. QUEANO	85,601	0	85,601	0.00
02-268300-9	CONRADO A. QUESADA	124,996	0	124,996	0.00
02-268600-7	LOLITA V. QUESADA	206,889	68,966	275,855	0.00
02-268800-2	NESTOR B QUESADA	7,378	0	7,378	0.00

02-269000-6	ROMULO B QUESADA	129,302	43,103	172,405	0.00
02-268400-1	EUGENIO QUESADA II	68,687	12,673	81,360	0.00
02-269100-9	LIBERTAD QUETULIO	214,002	0	214,002	0.00
02-269200-1	MILAGROS QUEVEDO	201,582	0	201,582	0.00
02-269300-4	GEORGE QUEZADA	385,205	0	385,205	0.00
02-269600-2	LEONARDO QUEZON	107,001	0	107,001	0.00
02-270000-8	PERFECTO P. QUIACHON	32,101	0	32,101	0.00
02-270200-3	BRENDA P. QUIAMBAO	42,800	0	42,800	0.00
03-177605-5	GLORIA P. QUIAMCO	598,952	210,000	808,952	0.00
02-270900-2	TERESITA R. QUIBAEL	42,800	0	42,800	0.00
02-271000-3	DELFIN G. QUIBILAN	42,800	0	42,800	0.00
02-271100-6	MANUEL R. QUICHO	214,002	0	214,002	0.00
02-271200-9	POTENCIANA V. QUICHO	1,155,231	300,000	1,455,231	0.00
02-271700-2	GUMERSINDO J. QUIJANO	142,607	50,000	192,607	0.00
02-271800-5	GUMERSINDO M. QUIJANO	1,426,042	499,987	1,926,029	0.00
02-271900-8	HONORIO QUIJANO	7,488	0	7,488	0.00
02-272100-1	FRANCISCO QUILALA	299,601	0	299,601	0.00
02-272200-4	PERLA FAGHARION QUILANTANG	214,002	0	214,002	0.00
03-176005-3	HERMINIA QUILAQUIL&/OR RUFO QUILAQUIL	756,191	0	756,191	0.00
02-272600-5	RAMON T. QUILLOY, JR.	102,718	0	102,718	0.00
02-272500-2	FRAGEDIO A. QUILOP	128,401	0	128,401	0.00
02-273000-4	DIOSDADO QUIMPO	54,200	10,000	64,200	0.00
02-273100-7	JESUS QUIMPO&/OR MARIA ISABEL QUIMPO	1,284,019	0	1,284,019	0.00
03-203708-6	JOSE T. QUIMSON	71,676	0	71,676	0.00
03-490630-2	JOSE T. QUIMSON	7,168	0	7,168	0.00
03-204008-2	JOSE LUIS T. QUIMSON	7,132	0	7,132	0.00
03-203908-1	JUAN IRENEO T. QUIMSON	7,132	0	7,132	0.00
03-204208-8	LUIS RAMON G. QUIMSON ET..AL	42,800	0	42,800	0.00
02-273500-8	NARCISO QUINAMOT	42,800	0	42,800	0.00
02-274300-8	CELESTINO R. QUINES JR.	108,649	0	108,649	0.00
02-274600-6	CHRISTOPHER N. QUINN	428,006	0	428,006	0.00
02-275100-8	ANNA H. QUINTAL	1,968,830	0	1,968,830	0.00
02-276300-9	CHERRY QUINTANA	38,515	0	38,515	0.00
02-275600-1	JOSE L. QUINTOS	68,104	0	68,104	0.00
02-275500-9	JUAN D. QUINTOS SR.	214,002	0	214,002	0.00
02-277800-8	ANTONIO T. QUION	21,400	0	21,400	0.00
02-278000-1	CRESENCIO G. QUION	9,187,655	0	9,187,655	0.00
02-278100-4	CARLOS R. QUIRANTE	168,257	33,332	201,589	0.00
02-278200-7	AUGUSTO P. QUIRINO	4,935	0	4,935	0.00
03-137303-7	AUGUSTO P. QUIRINO	128,405	0	128,405	0.00
02-278900-6	ROWENA MELANSIE S. QUIRINO	171,196	0	171,196	0.00
02-279200-2	DOMINGO L. QUIRONG&/OR VIRGINIA R. QUIRONG	214,002	0	214,002	0.00
02-279600-3	MA. LUISA QUISUMBING	54,239	0	54,239	0.00
02-279900-1	ERNESTO M. QUITAINAND/OR ZENAIDA M. QUITAIN	85,594	0	85,594	0.00
02-279800-9	ERNESTO M QUITAIN &/ORZENAIDA M QUITAIN	42,797	0	42,797	0.00
02-280000-9	AUGUSTO A. QUITANGON	638,397	0	638,397	0.00
02-280100-1	JOSEFINA T. QUITCO&/OR GELACIO M. QUITCO	481,505	0	481,505	0.00
02-280200-4	JOSE QUITO SR.&/OR JOSE L. QUITO JR.	428,006	0	428,006	0.00
02-280500-2	AUREA S QUITORIANO	59,996	0	59,996	0.00
02-280300-7	MYRLENE QUITOS	428,006	0	428,006	0.00
02-280700-8	ALEXIS QUIZON	29,998	10,000	39,998	0.00
02-281100-7	ROSWALD C. QUIZON	64,200	0	64,200	0.00
02-281300-2	FLORENCIA R. RAAM	214,002	0	214,002	0.00
02-281700-3	EUFRONIA D. RABANAL	385,205	0	385,205	0.00
02-281800-6	VICTOR RABANAL	299,604	0	299,604	0.00
02-282100-2	RUMIA A. RACELA	288	0	288	0.00
02-282200-5	GREGORIO R. RACELIS	85,601	0	85,601	0.00
02-282300-8	MAGTANGGOL Y. RACELIS	32,800	10,000	42,800	0.00
02-282500-3	SIXTO O. RACELIS	32,064	0	32,064	0.00
03-745974-7	NIGEL WILLIAM RACEY	358,380	0	358,380	0.00
02-282600-6	FE C. RACHO	14,337	0	14,337	0.00
03-320924-9	TERRY L. RAETZ&/OR ROSIE M. RAETZ	513,620	0	513,620	0.00
02-282900-4	DOMINGO RAFAEL	159,760	20,000	179,760	0.00
03-480630-1	MARIA FE RAFANAN	1,284,052	0	1,284,052	0.00
03-203008-7	EDGAR A. RAGASA &/ORDORIS R. VILLARUZ &/OR TEODORA A.	13,920,578	0	13,920,578	0.01
03-760074-7	JANICE A. RAGAZAAND/OR ZENAIDA I. ALANO	89,280	0	89,280	0.00
03-392129-5	JANICE ALANO RAGAZA	12,706,655	0	12,706,655	0.01
02-284100-3	EMILIA RAKI-IN	64,200	0	64,200	0.00
02-284400-1	LUCIANO RAMA JR.	32,098	0	32,098	0.00
02-284800-2	EMMA RAMAS	1,712,026	0	1,712,026	0.00
02-293200-1	GREGORIO G. RAMAS	428,006	0	428,006	0.00
02-284900-5	JOSEPHUS RAMAS	4,280,066	0	4,280,066	0.00
02-285000-6	JOSEPHUS Q. RAMAS	214,002	0	214,002	0.00
02-285100-9	WILHELMINA Q. RAMAS	1,178,726	0	1,178,726	0.00
02-285200-1	KIKU RAMCHAND	42,800	0	42,800	0.00
02-285300-4	MODESTO C. RAMENTO	428,006	0	428,006	0.00
02-285400-7	FAUSTO M. RAMILE	481,505	0	481,505	0.00
02-285600-2	ALFREDO LIBRES RAMIREZ	2,354,035	0	2,354,035	0.00
03-186706-1	AUGUSTO RAMIREZ	321,013	0	321,013	0.00

02-286100-4	EDGARDO E. RAMIREZ&/OR MARIE JULIETA S. RAMIREZ	8,538	0	8,538	0.00
03-479030-3	EDITH CORAZON Q. RAMIREZ	1,226,624	0	1,226,624	0.00
02-286900-6	GLORIA B. RAMIREZ	142,024	0	142,024	0.00
02-287700-6	JOSE M. RAMIREZ&/OR HELEN RAMIREZ	82,001	0	82,001	0.00
02-287900-1	MA. EVELYN C. RAMIREZ	74,900	0	74,900	0.00
02-288500-6	RICARDO C. RAMIREZ	112,354	0	112,354	0.00
02-288400-3	RUBEN MONZON RAMIREZ	64,200	0	64,200	0.00
02-288600-9	TERESA R. RAMIREZ	231,129	0	231,129	0.00
02-288700-1	OLGA C. RAMISCAL	1,070,015	0	1,070,015	0.00
02-288800-4	ROLANDO RAMISCAL	2,449	0	2,449	0.00
02-290300-8	AMELITA M. RAMOS	428,006	0	428,006	0.00
02-289400-9	ANGELA V. RAMOSITF GLORIA R. DARODDA	856,013	0	856,013	0.00
02-290100-2	ARACELI G. RAMOS	21,400	0	21,400	0.00
02-289300-6	AURORA RAMOS	428,006	0	428,006	0.00
02-290200-5	AVELINO J. RAMOS	428,006	0	428,006	0.00
02-290800-1	BAYANI C. RAMOS	17,282	0	17,282	0.00
02-291100-8	BORROMEO U. RAMOS	428,006	0	428,006	0.00
02-291400-6	CARMEN P. RAMOS	385,205	0	385,205	0.00
02-291300-3	CELIA RAMOS	214,002	0	214,002	0.00
02-291800-7	CONRADO M. RAMOS	85,601	0	85,601	0.00
02-291700-4	CORAZON C. RAMOS	34,240	0	34,240	0.00
03-788574-6	CORINTHA T. RAMOS	71,319	0	71,319	0.00
03-701974-1	DOMINADORA R. RAMOS	723,189	0	723,189	0.00
02-292500-4	EDITHA M. RAMOS	205,440	0	205,440	0.00
02-292400-1	EVELYN RAMOS	85,601	0	85,601	0.00
02-293100-9	FELICISIMO RAMOS	47,340	0	47,340	0.00
02-293000-6	FLORINIO O. RAMOS	42,800	0	42,800	0.00
02-292800-2	FRANK C RAMOS	121,954	0	121,954	0.00
03-788474-3	FRANK WATSON RAMOS	71,318	0	71,318	0.00
03-788274-8	FREDERICK FRANK RAMOS	71,318	0	71,318	0.00
02-293400-7	JOEL R. RAMOS	5,432,533	0	5,432,533	0.00
02-293800-8	JORGE L. RAMOS	483,813	0	483,813	0.00
02-293700-5	JOSE S. RAMOS	288,903	0	288,903	0.00
02-294000-1	JOSEFA VALERO RAMOS	428,006	0	428,006	0.00
03-582842-2	LENIA RAMOS&/OR ORALLO RAMOS	700,000	0	700,000	0.00
02-294500-5	MANUEL RAMOS	63,329	0	63,329	0.00
02-294800-3	MARIANO RAMOS	171,202	0	171,202	0.00
02-294600-8	MOISES B. RAMOS	607,160	0	607,160	0.00
02-295200-2	NENITA RAMOS	214,002	0	214,002	0.00
02-295000-7	NORMA M. RAMOS	1,926,029	0	1,926,029	0.00
02-295300-5	PERLA RAMOS	288,911	0	288,911	0.00
02-295600-3	PORFIRIO RAMOS	214,002	0	214,002	0.00
02-295700-6	PURIFICACION N. RAMOS	256,803	0	256,803	0.00
02-295800-9	R. O. RAMOS	42,800	0	42,800	0.00
02-296500-6	SAMUEL RAMOS	63,052	0	63,052	0.00
02-296700-1	SOCORRO C. RAMOS	0	2,499,937	2,499,937	0.00
02-297200-3	VALENTIN C RAMOS	1,369,619	0	1,369,619	0.00
02-297300-6	VALENTIN C. RAMOS	856,013	0	856,013	0.00
02-296800-4	VICENTE G. RAMOS	1,926,029	0	1,926,029	0.00
02-296900-7	VICENTE T. RAMOS	49,200	0	49,200	0.00
03-198108-3	WINSTON RAMOS	7,406	0	7,406	0.00
02-291600-1	CARLOS Y. RAMOS JR.&/OR MA. PRAXEDES J. RAMOS	2,889,042	0	2,889,042	0.00
03-402829-8	JOSE S. RAMOS, SR.&/OR JOSE N. RAMOS, JR.	128,405	0	128,405	0.00
02-297500-1	DOMINGO R. RAMOSO	12,839	0	12,839	0.00
03-269719-9	PATRICIA C. RANA	128,405	0	128,405	0.00
02-297700-7	SANTIAGO RANADA JR.	604,771	0	604,771	0.00
02-297900-2	DOMINADOR RANISES	214,002	0	214,002	0.00
02-298200-9	CYNTHIA FE O. RANOLA	64,200	0	64,200	0.00
02-298300-1	VIOLETA A. RANOLA	10,698	0	10,698	0.00
02-298500-7	MARIA G. RAPADAS	31,730	0	31,730	0.00
02-298700-2	SIXTO RAPADAS	42,800	0	42,800	0.00
02-298800-5	GLENN RAQUERO	29,822	0	29,822	0.00
02-300100-6	M.A.G. RAULE III	128,400	0	128,400	0.00
03-415429-4	MARCIAL S. RAULE, JR.	12,840	0	12,840	0.00
02-300800-5	BENJAMIN E. RAVAGO	963,013	0	963,013	0.00
03-644271-6	ELIODORO J. RAVALO	10,000,000	0	10,000,000	0.01
02-301000-9	ANTOINETTE RAVIOL	214,002	0	214,002	0.00
02-301100-1	MAURICE R. RAVIOL	642,009	0	642,009	0.00
02-301300-7	LOURDES RAYMAN	642,009	0	642,009	0.00
02-301500-2	VERONICA ROSE RAYMOND	428,006	0	428,006	0.00
02-301600-5	AUGUSTO RAYMUNDO	1,197,634	599,986	1,797,620	0.00
02-302100-7	MARCELO RAYMUNDO	16,625	0	16,625	0.00
02-302400-5	MILAGROS T. RAYMUNDO	428,006	0	428,006	0.00
02-302800-6	RENATO RAYMUNDO	1,070,015	0	1,070,015	0.00
02-301700-8	BUENAVENTURA J. RAYMUNDO JR.	321,004	0	321,004	0.00
02-302900-9	A. E. RAYNES ESQ	214,002	0	214,002	0.00
03-206609-8	TERESITA T. RAYOS DEL SOL	64,202	0	64,202	0.00
02-158900-2	LYNETTE RAZ	21,400	0	21,400	0.00
03-277919-4	CELSO &/OR JOSEFA P. RAZAL	3,023,865	0	3,023,865	0.00

02-303200-5	BOB RAZON	1,284,019	0	1,284,019	0.00
03-351424-3	MAGDALENA C. RAZON	42,802	0	42,802	0.00
02-303800-1	SILVERIO S. RAZON	428,006	0	428,006	0.00
02-325400-3	MILA S. REAL	85,601	0	85,601	0.00
02-325500-6	ROMEO O. REAL	42,800	0	42,800	0.00
02-325900-7	ANGELITA REBULLIDA	149,801	0	149,801	0.00
02-326200-3	CARLOS REBULLIDA	42,800	0	42,800	0.00
02-331800-3	NORMA J. RECIO	64,200	0	64,200	0.00
02-326400-9	ANTONIO C. RECTO	42,800	0	42,800	0.00
02-327700-2	EFREN E. RECTO	166,131	0	166,131	0.00
02-328200-4	GEORGE M. RECTO	51,359	0	51,359	0.00
02-328100-1	GERARD M. RECTO&/OR OFELIA M. RECTO	45,181	0	45,181	0.00
02-328700-8	JOSE A. RECTO	13,708,088	0	13,708,088	0.01
02-328600-5	JOSE MA. L. RECTO	1,091,421	0	1,091,421	0.00
02-329900-9	MICHAEL L RECTO	44,363,242	0	44,363,242	0.02
02-330300-4	MICHAEL L. RECTO	570,883	0	570,883	0.00
02-332200-2	OFELIA M. RECTO	1,587	0	1,587	0.00
02-332300-5	PATRICIA M. RECTO	4,457,000	0	4,457,000	0.00
02-327800-5	EVELYN M. RECTO GUTIERREZ	5,151,933	0	5,151,933	0.00
03-211410-9	CESAR S. RECTO II&/OR ANA RECTO	28,405	0	28,405	0.00
02-332800-9	RAFAEL S RECTO JR.	671,962	0	671,962	0.00
03-755274-9	ALFONSO M. RECTO, JR.	16,115,265	0	16,115,265	0.01
02-333600-9	FERMIN REDOBLADO	64,200	0	64,200	0.00
03-380326-4	ROGER REDOBLADO	256,810	0	256,810	0.00
02-333900-7	JACOB ABRAHAM REDONDO	101,859	0	101,859	0.00
02-333800-4	JUDITH ASCENCION REDONDO	101,859	0	101,859	0.00
02-334300-6	FRIEDA R. REDUBLE	428,006	0	428,006	0.00
02-334900-2	RICARDO R. REFUERSO	64,200	0	64,200	0.00
02-335000-3	CONCEPCION A. REGACHO	128,401	0	128,401	0.00
03-469430-3	TEODORO REGALA	770,431	0	770,431	0.00
02-335200-9	VIRGILIO S. REGALA	1,021,396	0	1,021,396	0.00
02-336200-4	PETRA S. REGIS	128,405	0	128,405	0.00
02-336300-7	AMPARO REGNER	214,002	0	214,002	0.00
02-336500-2	HERBERT REICH	2,568,035	0	2,568,035	0.00
02-337000-4	RUTH B. REIN	85,601	0	85,601	0.00
02-337500-8	MARIZA C REINOSO	100,000	0	100,000	0.00
02-337700-3	ROBERTO REJANO	13,332	0	13,332	0.00
02-337800-6	ROBERTO R REJANO	59,996	0	59,996	0.00
02-337900-9	CORAZON REJOSO	85,601	0	85,601	0.00
02-338200-5	LETICIA T. RELLERA	1,155,617	0	1,155,617	0.00
02-339100-8	JAMES RELOVA	642,009	0	642,009	0.00
02-339300-3	EDELVINA S. RELUCIO	42,800	0	42,800	0.00
02-339400-6	LEOPOLDO RELUNIA&/OR CLARITA RELUNIA	963,013	0	963,013	0.00
03-759774-4	RODOLFO REMITIO	2,000,000	0	2,000,000	0.00
02-340300-5	CONSUELO A. REMULLA	40,000	0	40,000	0.00
02-340800-9	MARIA PURA RENIVA	467,743	0	467,743	0.00
02-340900-1	S. D. RENOAND SUE RENO JT	642,009	0	642,009	0.00
02-341000-2	ESTRELLA C. REODICA	160,501	0	160,501	0.00
02-341100-5	ROBERTO L REODICA JR	217,502	50,000	267,502	0.00
03-423929-8	EFREN R. REPUYAN &/ORHONORATA P REPUYAN &/OR BEATA BRAVO	56,810	0	56,810	0.00
02-341800-4	ERNESTO RESURRECCION	356,509	124,996	481,505	0.00
02-341900-7	SIEGFREDO R. RESTUBOG	85,601	0	85,601	0.00
02-342300-6	ANTONIO K. RESURRECCION	955,614	200,000	1,155,614	0.00
02-342400-9	CRISPIN A. RESURRECCION	75,886	38,017	113,903	0.00
02-342500-1	ELMER RESURRECCION	80,253	0	80,253	0.00
02-342600-4	FAUSTO RESURRECCION	2,505,720	0	2,505,720	0.00
02-342700-7	FRANCISCO RESURRECCION	85,601	0	85,601	0.00
02-343000-3	REGALADO RESURRECCION	64,200	0	64,200	0.00
02-343200-9	EDILBURGA A. RETARDO	1,136,766	0	1,136,766	0.00
02-343700-2	BENITO REVERENTE JR.	1,629,759	0	1,629,759	0.00
02-344100-1	ALEJANDRO L REVILLA	186,182	0	186,182	0.00
03-740574-9	ALEJANDRO JOSE L. REVILLA	48,332	0	48,332	0.00
02-344200-4	BEATRICE REVILLA	234,510	0	234,510	0.00
03-364724-9	CRISTINA REVILLA	225,790	0	225,790	0.00
02-344500-2	ELOISA F. REVILLA	2,280,066	2,000,000	4,280,066	0.00
02-345100-7	RAMON T. REY	128,401	0	128,401	0.00
03-540639-3	ADOLFO R. REYES	45,782	0	45,782	0.00
02-345500-8	ALAN N. REYES	855,152	0	855,152	0.00
02-347400-6	ALFONSO R. REYES&/OR FORTUNATA L. REYES	45,653	0	45,653	0.00
02-348100-3	ALFONSO JAVIER DUALAN REYES	2,492,528	16,666	2,509,194	0.00
02-347100-8	ALFREDO C. REYES	856,013	0	856,013	0.00
02-346200-5	AMANDO G. REYES	6,420,099	0	6,420,099	0.00
02-345400-5	AMOS REYES	94,681	0	94,681	0.00
02-347000-5	ANSELMO A. REYES	256,810	0	256,810	0.00
02-347300-3	ANTONIA C. REYES	4,280,066	0	4,280,066	0.00
02-346800-1	ARACELI V. REYES	32,093	0	32,093	0.00
02-346900-4	ARMANDO REYES	36,953	0	36,953	0.00
02-347600-1	ARMANDO T. REYES&/OR JACINTA R. REYES	214,002	0	214,002	0.00
02-346100-2	ARTURO A. REYES	176,685	0	176,685	0.00

02-346300-8	ARTURO L. REYES&/OR TERESITA C. REYES	10,311	0	10,311	0.00
03-203608-3	AURORA M. REYES	599,202	0	599,202	0.00
02-347700-4	AZUCENA T. REYES	492,905	0	492,905	0.00
02-348200-6	BENITA B. REYES	64,200	0	64,200	0.00
02-348300-9	BENJAMIN REYES	2,568,039	0	2,568,039	0.00
02-348600-7	BERNARDINO REYES	749,002	0	749,002	0.00
02-349000-6	BERNARDINO R. REYES	1,497,966	0	1,497,966	0.00
02-348900-5	BIENVENIDO C. REYES	85,601	0	85,601	0.00
02-348500-4	BLESILDA C. REYES	214,002	0	214,002	0.00
02-349200-1	CARLOS P. REYES	10,000	0	10,000	0.00
02-350400-9	CARMENCITA REYESFOR BERNADETTE REYES	7,093,348	0	7,093,348	0.00
02-350500-1	CARMENCITA REYESFOR VIOLETA REYES	7,093,348	0	7,093,348	0.00
02-350700-7	CARMENCITA O. REYES	4,280,279	0	4,280,279	0.00
02-349100-9	CESAR REYES&/OR MARIZONIA P. REYES	1,797,627	0	1,797,627	0.00
02-350600-4	CONCEPCION REYES	385,205	0	385,205	0.00
02-349600-2	CORAZON A. REYES	167,041	0	167,041	0.00
02-351200-9	DANILO D. REYES	657,492	0	657,492	0.00
02-351100-6	DANTE REYES&/OR ERLINDA REYES	94,681	0	94,681	0.00
02-350900-2	DEO REYES	85,601	0	85,601	0.00
02-351000-3	DEO ANGELES REYES	171,202	0	171,202	0.00
02-351500-7	DIOSCORO REYES	299,601	0	299,601	0.00
02-351900-8	EDNA H. REYES	180,672	0	180,672	0.00
02-353400-5	ELIZABETH B. REYES	1,155,646	0	1,155,646	0.00
02-353500-8	ENRIQUE JAIME DUALAN REYES	1,845,777	0	1,845,777	0.00
03-784474-1	ENRIQUE ROBERT C. REYES	1,218,535	0	1,218,535	0.00
02-352100-1	ESTELA B. REYES	42,800	0	42,800	0.00
02-353700-3	F. VERGEL DE DIOS REYES	64,538	0	64,538	0.00
02-353900-9	FEDERICO REYES	3,081,643	0	3,081,643	0.00
02-354300-8	FERNANDO V. REYES	806,733	0	806,733	0.00
02-354100-2	FLORANTE REYES	171,202	0	171,202	0.00
03-768974-5	GERARDO MARTIN CALUAG REYES	9,652,430	0	9,652,430	0.00
02-355000-5	GUILLE尔MO REYES	151,191	0	151,191	0.00
02-355400-6	IGNACIO REYES	428,006	0	428,006	0.00
03-769174-9	JAVIER IGNACIO CALUAG REYES	9,652,430	0	9,652,430	0.00
02-357200-1	JEFFREY G. REYES	113,176	0	113,176	0.00
03-784374-9	JOAQUIN JOSE C. REYES	1,218,535	0	1,218,535	0.00
02-356900-5	JORGE F.C. REYES&/OR JOAQUIN N.C. &/OR WILFRIDO C.	2,068,323	0	2,068,323	0.00
02-355600-1	JOSE REYES	42,800	0	42,800	0.00
02-355700-4	JOSE C. REYES	3,766,773	0	3,766,773	0.00
02-356200-6	JOSE C. REYES&/OR IMELDA A. REYES	4,885,681	0	4,885,681	0.00
03-542439-9	JOSE C. REYES&/OR MA. MILAGROS A. REYES	3,697,104	0	3,697,104	0.00
03-556939-5	JOSEFINA O. REYES	400,000	0	400,000	0.00
02-356800-2	JUAN T. REYES	599,209	0	599,209	0.00
02-357000-6	JULIET F. REYES	642,009	0	642,009	0.00
02-357800-8	LAURA T. REYES	847,465	0	847,465	0.00
02-358500-5	LEONILA REYES	855,981	0	855,981	0.00
02-358200-7	LOLITA T. REYES	37,872	0	37,872	0.00
02-358800-3	LORENZO S. REYES&/OR DOLORES V. REYES	128,401	0	128,401	0.00
02-359300-5	LORENZO LUIS DUALAN REYES	1,845,777	0	1,845,777	0.00
02-358900-6	LOURDES Z. REYES	450,689	0	450,689	0.00
02-358000-1	LYDIA V. REYES	1,070,015	0	1,070,015	0.00
02-360200-4	MA. INEZ L. REYES	75,000	0	75,000	0.00
03-248317-4	MA. ROWENA REYES	17,043	0	17,043	0.00
02-360700-8	MA. YSABEL PAZ DUALAN REYES	3,450,800	0	3,450,800	0.00
02-361100-7	MAGDALENA TUASON REYES	17,496,929	0	17,496,929	0.01
02-361700-3	MARCELINO S. REYES	214,002	0	214,002	0.00
03-769074-6	MARIA PATRICIA CALUAG REYES	9,652,429	0	9,652,429	0.00
02-362500-3	MARIA TERESA P. REYES	1,141,347	0	1,141,347	0.00
03-789574-1	MARIE THERESE C. REYES	1,218,536	0	1,218,536	0.00
02-360000-9	MARIO L. REYES	975,778	0	975,778	0.00
02-359800-9	MARIO LIM REYES	85,601	0	85,601	0.00
02-360600-5	MARY ANN A. REYES	97,039	0	97,039	0.00
02-361300-2	MARY GRACE REYES	42,800	0	42,800	0.00
02-359400-8	MINA N REYES	70,911	0	70,911	0.00
02-362800-1	NELSON D. REYES	85,601	0	85,601	0.00
02-363400-6	NIGHTINGALE TAN REYES	335,983	0	335,983	0.00
02-363300-3	NORBERTO I. REYES	806,359	0	806,359	0.00
02-364300-9	PATRIA M. REYES	205,441	0	205,441	0.00
02-365000-6	PATROCINIO L. REYES&/OR RAQUEL L. REYES-LUZ	216,803	40,000	256,803	0.00
03-516839-9	PEDRO F. REYES	284,052	0	284,052	0.00
02-364400-1	PETRONA F. REYES	66,662	0	66,662	0.00
02-364800-2	PRESENTACION H. REYES&/OR FELICIANO REYES	37,364,978	0	37,364,978	0.02
02-365100-9	RAMON REYES	1,075,150	0	1,075,150	0.00
03-792574-4	RAMON A. REYES	1,667	0	1,667	0.00
02-365700-5	RANIEL TIRONA REYES	45,886	0	45,886	0.00
02-367000-7	RAYMUND A. REYES	1,018,020	0	1,018,020	0.00
02-367300-5	RAYMUND E. REYES	111,746	0	111,746	0.00
02-367900-1	RAYMUNDO M. REYES	21,400	0	21,400	0.00
02-366100-4	REGINA G. REYES	42,800	0	42,800	0.00

02-365600-2	RENATO REYES	162,602	30,000	192,602	0.00
02-366000-1	RENATO A. REYES	1,084,019	200,000	1,284,019	0.00
02-366200-7	RENATO P. REYES	428,006	0	428,006	0.00
02-366400-2	RENATO R. REYES	21,400	0	21,400	0.00
02-367800-9	REYNALDO L. REYES	42,800	0	42,800	0.00
03-792674-7	RICARDO A. REYES	1,666	0	1,666	0.00
02-366800-3	ROBERTO REYES&/OR CONSORCIA REYES	214,002	0	214,002	0.00
02-367400-8	RODELIO T. REYES	1,220,015	0	1,220,015	0.00
02-365300-4	ROMAN D. REYES	428,006	0	428,006	0.00
02-365400-7	ROMEO S. REYES	2,168,039	400,000	2,568,039	0.00
03-402429-7	SOFIA M. REYES&/OR PRISCILA M. REYES-JARA	1,063,999	0	1,063,999	0.00
02-368200-8	SOLEDAD S. REYES	54,200	10,000	64,200	0.00
02-368700-1	TYRONE M. REYES&/OR OFELIA L. REYES	104,859	0	104,859	0.00
03-600245-4	VALERIO I. REYES	146,665	0	146,665	0.00
02-369500-1	VICTORINO REYES	128,349	0	128,349	0.00
02-369300-6	VIRGILIO M. REYES	1,112,817	0	1,112,817	0.00
02-369700-7	WILFRIDO P. REYES	4,280,066	0	4,280,066	0.00
02-370100-2	ZENAIDA GONDA REYES	256,803	0	256,803	0.00
02-363600-1	PEDRO REYES III	537,574	0	537,574	0.00
03-184606-8	JOSE G. REYES, II	453,663	0	453,663	0.00
02-364100-3	PEDRO E. REYES, III	1,259,940	0	1,259,940	0.00
02-354600-6	FRANCISCO N. REYES, JR.	214,002	0	214,002	0.00
02-356100-3	JUAN C. REYES, JR.	100,000	0	100,000	0.00
02-363100-8	NARCISO REYES, JR.	1,749,918	0	1,749,918	0.00
01-554300-8	HONORIO REYES-LAO	14,803,616	0	14,803,616	0.01
01-554200-5	HONORIO O. REYES-LAO	41,806,705	0	41,806,705	0.02
03-291422-9	LEONARDO SIGUION REYNA, JR.	128,405	0	128,405	0.00
03-291322-6	LEONARDO SIGUION REYNA, SR.	128,405	0	128,405	0.00
02-370700-9	DOLORES REYNALDO	128,397	0	128,397	0.00
03-702274-8	GERARD VINCENT REYNOLDS	228,270	0	228,270	0.00
02-371100-8	JOHN RICHARD REYNOLDS	214,002	0	214,002	0.00
02-371000-5	FLORINA GALANG REYNOSO	171,202	0	171,202	0.00
02-371300-3	AVELINO REYRAO	321,004	0	321,004	0.00
03-781774-3	CORAZON C. REYSAG	321,004	0	321,004	0.00
03-701274-2	LEONARDO RICABORDA	600,000	0	600,000	0.00
02-372900-5	CHRISTINE RECTO RICAFORT	4,999	0	4,999	0.00
03-583943-9	MA. CHRISTINA RICAFORT&/OR A.V	3,173	0	3,173	0.00
02-373700-5	MA. CRISTINA RICAFORT	106	0	106	0.00
02-373800-8	MA. CRISTINA RICAFORT	21	0	21	0.00
02-373400-7	MA. CRISTINA R. RICAFORT&/OR LULU S. RECTO	8,666,752	0	8,666,752	0.00
02-374200-7	RAMON RICAFORT	428,006	0	428,006	0.00
02-374400-2	RAQUEL RICAFORT	1,926,027	0	1,926,027	0.00
02-374600-8	SALUD G. RICAFRENTE,	300,000	0	300,000	0.00
02-375200-2	PELAGIO T. RICALDE	35,029	0	35,029	0.00
02-375600-3	FRANCIS RICHARD	214,002	0	214,002	0.00
02-375800-9	GERALDINE RICHARDS	9,202,403	0	9,202,403	0.00
02-375900-1	STANLEY ROBERT RICHARDSON ESQ	214,002	0	214,002	0.00
02-376100-5	PHILLIP K. RICO	1,705,808	0	1,705,808	0.00
02-376200-8	RAYMUNDO RIEGO	179,760	0	179,760	0.00
02-376600-9	VIRGILIO RIGOR	1,712,026	0	1,712,026	0.00
02-376800-4	BIENVENIDO L. RILLO	656,013	200,000	856,013	0.00
02-377000-8	EDWIN G. RILUAO	265,364	0	265,364	0.00
02-377300-6	RUFINO RAPHAEL C. RIMANDO	85,601	0	85,601	0.00
02-377400-9	JUANITO RINGOR	23,110	0	23,110	0.00
02-377700-7	MANUEL Q RINGOR	40,000	0	40,000	0.00
02-378100-6	OFELIA B RIOLA	70,925	0	70,925	0.00
03-614545-5	MIGUEL RIOS	2,015,961	0	2,015,961	0.00
02-378700-2	JAIME RIVADELO	1,398,540	0	1,398,540	0.00
02-379200-4	ALICE RIVERA	128,405	0	128,405	0.00
03-688771-5	ARIEL B. RIVERA	1,000,000	0	1,000,000	0.00
02-380200-6	BENJAMIN ROBERTO RIVERA	7,190,504	0	7,190,504	0.00
02-380300-9	CAROLINA RIVERA	595,867	100,000	695,867	0.00
03-505439-1	CYNTHIA Y. RIVERA	642,026	0	642,026	0.00
03-363324-2	EDGARDO L. RIVERA	201,595	0	201,595	0.00
02-381000-6	ELIZABETH D. RIVERA	20,542	0	20,542	0.00
02-380900-5	ERNESTO A. RIVERA&/OR MA. TERESA S. RIVERA	477,765	0	477,765	0.00
02-380500-4	ESTER L. RIVERA	799,950	400,000	1,199,950	0.00
02-380600-7	EUGENIO A. RIVERA	95,069	33,332	128,401	0.00
02-381100-9	FLORENCIO S. RIVERA	96,300	0	96,300	0.00
02-381300-4	HECTOR T. RIVERA	14,586,452	0	14,586,452	0.01
02-381600-2	IGNACIO RIVERA	35,505	0	35,505	0.00
02-382600-8	JANUARIO A. RIVERA	42,606	30,000	72,606	0.00
02-382200-7	JOSEFA V. RIVERA	21,896,402	0	21,896,402	0.01
02-382000-1	JOSEFA V. RIVERA&/OR CANDIDO V. RIVERA	6,108,690	0	6,108,690	0.00
02-381800-8	JUAN M. RIVERA	25,681	0	25,681	0.00
03-169603-9	JUAN S. RIVERA&/OR LOURDES D. RIVERA	64,202	0	64,202	0.00
02-382800-3	JULIAN MICHAEL V. RIVERA	10,272,150	0	10,272,150	0.01
02-383000-7	LEONOR P. RIVERA	149,123	0	149,123	0.00
02-383300-5	LETICIA S. RIVERA	1,093,887	0	1,093,887	0.00

02-383200-2	LOURDES C. RIVERA	128,401	0	128,401	0.00
02-382900-6	LYDIA L. RIVERA	496,531	0	496,531	0.00
03-286022-4	MA. FE A. RIVERA	284,052	0	284,052	0.00
02-383400-8	MARILEN RIVERAITF MANDY RIVERA	42,800	0	42,800	0.00
02-383600-3	MARILEN RIVERAITF MARK RIVERA	42,800	0	42,800	0.00
02-383700-6	MARILEN RIVERAITF NOEL RIVERA	42,800	0	42,800	0.00
02-383900-1	MARILYN Y. RIVERAITF KAREN Y. RIVERA	42,800	0	42,800	0.00
02-384000-2	MARY ANN Y. RIVERA	321,004	0	321,004	0.00
02-383800-9	MEDARLO B. RIVERA	321,004	0	321,004	0.00
02-384200-8	OSWALDO C. RIVERA	32,098	0	32,098	0.00
02-384400-3	PAULINO RIVERA	85,601	0	85,601	0.00
02-384900-7	PETRONILO Y. RIVERA	430,963	0	430,963	0.00
02-384500-6	PONCIANO D. RIVERA	1,464,701	0	1,464,701	0.00
02-385300-6	RAMON F. RIVERA	428,006	0	428,006	0.00
03-196708-9	REMEDIOS A. RIVERA	1,026,981	0	1,026,981	0.00
03-371124-7	ROBERT T. RIVERA	604,787	0	604,787	0.00
02-385000-8	RUBEN RIVERA&/OR NAIDA RIVERA	92,083	0	92,083	0.00
02-385200-3	RUBEN O. RIVERA	56,810	0	56,810	0.00
02-385700-7	SUZETTE V. RIVERA	7,190,504	0	7,190,504	0.00
02-385900-2	TOMAS C. RIVERA	110,501	0	110,501	0.00
02-379300-7	ALIPIO RIVERA JR.	85,601	0	85,601	0.00
02-384600-9	PONCIANO E. RIVERA JR.	75,738	0	75,738	0.00
02-387000-9	ERNESTO RIZARRI	542,009	100,000	642,009	0.00
02-389300-8	ANGELINA ROA	77,872	0	77,872	0.00
02-389700-9	GUILLELMO ROA	1,348,219	0	1,348,219	0.00
02-389500-3	FEDERICO ROA JR.	128,401	0	128,401	0.00
02-389600-6	FEDERICO ROA SR.	214,002	0	214,002	0.00
02-389900-4	PEDRO B. ROA, JR.	856,013	0	856,013	0.00
03-578842-4	SAMUEL T. ROASA&/OR IRMA C. ROASA	33,865	0	33,865	0.00
02-390500-5	GEORGE ROGER ROBIDOUX	214,002	0	214,002	0.00
02-390600-8	CLAUD ROBINSON	214,002	0	214,002	0.00
02-391400-8	FLORINDA ROBLES	321,004	0	321,004	0.00
02-391600-3	LOURDES ROBLES	284,052	0	284,052	0.00
02-391800-9	REX ROBLES	428,006	0	428,006	0.00
02-391900-1	SOLEDAD ROBLES	128,388	0	128,388	0.00
02-392000-2	EDGAR ROCA	321,004	0	321,004	0.00
03-158803-8	EVELYN D. ROCES	6,765	2,372	9,137	0.00
02-393700-7	JOSE JESUS F. ROCES	56,808	199,993	256,801	0.00
02-393200-3	FELIX C ROCES III	271,004	50,000	321,004	0.00
02-393300-6	FELIX C. ROCES JR	37,059	0	37,059	0.00
03-576942-6	DIVINIA B. RODENAS	403,191	0	403,191	0.00
02-395600-5	LYDIA A. RODENAS	481,505	0	481,505	0.00
03-563739-4	CARMEN F. RODIL	64,202	0	64,202	0.00
02-396100-7	LOURDES B. RODILLAS	256,803	0	256,803	0.00
03-227212-3	ROGELIO G. RODILLAS	385,215	0	385,215	0.00
02-396400-5	RAOUL B. RODRIGO	356,509	124,996	481,505	0.00
02-396700-3	ALBERTO RODRIGUEZ	203,675	0	203,675	0.00
02-396800-6	ANSELMO V. RODRIGUEZ	428,006	0	428,006	0.00
02-396500-8	AURORA A. RODRIGUEZ	1,284,019	0	1,284,019	0.00
02-396900-9	CARMENCITA L. RODRIGUEZ	2,054,429	0	2,054,429	0.00
02-397600-6	DAMIAN G. RODRIGUEZ	439,640	0	439,640	0.00
02-397500-3	DANIEL F. RODRIGUEZ&/OR ANGELA CALERO	10,698	0	10,698	0.00
02-397100-2	DANNY RODRIGUEZ	214,002	0	214,002	0.00
02-397800-1	DOUGLAS G. RODRIGUEZ	160,501	0	160,501	0.00
02-398600-1	ELIEZER I. RODRIGUEZ	214,002	0	214,002	0.00
02-398500-9	EMELINA B. RODRIGUEZ	2,054,429	0	2,054,429	0.00
02-398400-6	ENRIQUE RODRIGUEZ	428,006	0	428,006	0.00
03-191808-4	ERNESTO L. RODRIGUEZ	10,654,390	0	10,654,390	0.01
02-398800-7	FEDERICA C. RODRIGUEZ	958,574	120,000	1,078,574	0.00
02-399200-6	INOCENCIA T. RODRIGUEZ	214,002	0	214,002	0.00
03-205708-7	JOAQUIN RODRIGUEZ	667,707	0	667,707	0.00
02-399300-9	JOSE MA. A. RODRIGUEZ	206,892	0	206,892	0.00
02-399400-1	JUANITA RODRIGUEZ	342,405	0	342,405	0.00
02-399600-7	LAURO O. RODRIGUEZ	1,284,019	0	1,284,019	0.00
03-414929-2	LEAH L. RODRIGUEZ	171,196	0	171,196	0.00
03-415129-6	MA. CYNTHIA L. RODRIGUEZ	128,405	0	128,405	0.00
02-400300-3	MA. ELENA A. RODRIGUEZ	154,084	0	154,084	0.00
03-415029-3	MA. MARCIA L. RODRIGUEZ	128,405	0	128,405	0.00
02-400000-5	MANUEL S. RODRIGUEZ	331,704	0	331,704	0.00
02-399800-2	MARIA RODRIGUEZ	428,006	0	428,006	0.00
02-400800-7	NICANOR U. RODRIGUEZ	100,000	0	100,000	0.00
03-389229-5	NIEVES E. RODRIGUEZ	385,215	0	385,215	0.00
03-510739-3	NIEVES M. RODRIGUEZ	756,013	0	756,013	0.00
02-401500-4	PHILIP RODRIGUEZ	428,006	0	428,006	0.00
02-402000-6	RAFAEL S RODRIGUEZ	64,194	0	64,194	0.00
02-402100-9	ROLANDO A. RODRIGUEZ	50,000	0	50,000	0.00
02-403000-1	SUSANO J. RODRIGUEZ&/OR REMEDIOS N. RODRIGUEZ	214,002	0	214,002	0.00
02-403200-7	TEODORO RODRIGUEZ	856,013	0	856,013	0.00
02-403100-4	THELMA TAYAG RODRIGUEZ	642,009	0	642,009	0.00

02-403400-2	VICENTE RODRIGUEZ	321,004	0	321,004	0.00
02-403600-8	CONSOLACION ROGACION	214,002	0	214,002	0.00
02-403800-3	JESUS V. ROIG	10,698	0	10,698	0.00
03-640271-4	ANTONIO ROJAS	1,219,153	0	1,219,153	0.00
02-404800-9	ROMEO ROLDAN	192,602	0	192,602	0.00
02-405000-2	WILFREDO ROLDAN	321,013	0	321,013	0.00
02-404900-1	WILFREDO C ROLDAN	1,712,023	0	1,712,023	0.00
02-405100-5	DANILO V ROLEDA	102,718	0	102,718	0.00
02-407700-2	CONRADO P. ROMAN	1,313,617	270,000	1,583,617	0.00
02-407900-8	FRANCISCO S. ROMAN	3,118,311	0	3,118,311	0.00
02-408300-7	CONRADO ROMERO	23,529,697	8,249,793	31,779,490	0.02
03-332824-8	DELIA V. ROMERO	128,405	0	128,405	0.00
02-408600-5	HERMINIO ROMERO	8,559	0	8,559	0.00
02-408700-8	IRENEO M. ROMERO	642,009	0	642,009	0.00
02-408900-3	ISAGANI C. ROMERO	577,807	0	577,807	0.00
03-211510-1	LEO S. ROMERO	403,191	0	403,191	0.00
02-409300-2	MILAGROS ROMERO	616,325	0	616,325	0.00
02-409700-3	RENATO O. ROMERO	83,520	0	83,520	0.00
02-409500-8	RENE ROMERO	299,604	0	299,604	0.00
02-409000-4	JOSE E. ROMERO JR.	1,070,015	0	1,070,015	0.00
02-409900-9	CORAZON J. ROMILLO	236,442	0	236,442	0.00
02-410000-6	EUGENIO V. ROMILLO	591,109	0	591,109	0.00
02-410100-9	MARIO E. ROMILLO	417,625	0	417,625	0.00
02-410600-2	CHLOE CRUZ ROMULO	1,284,019	0	1,284,019	0.00
03-321924-4	RAOUL ROMULO	128,405	0	128,405	0.00
02-411000-1	ROSALINO B. RONDON	85,601	0	85,601	0.00
02-411500-5	NARCISO A. RONQUILLO	684,809	0	684,809	0.00
03-690871-5	ARTURO O. ROQUE	80,002	0	80,002	0.00
02-412200-2	EVELYN F. ROQUE	308,162	0	308,162	0.00
02-294400-2	LIBERATO S. ROQUE	42,800	0	42,800	0.00
02-412300-5	MAXIMO A. ROQUE	64,200	0	64,200	0.00
02-412900-1	PASCUAL R. ROQUE	4,280,066	0	4,280,066	0.00
02-413000-2	PERFECTO N. ROQUE	96,303	0	96,303	0.00
02-413200-8	RAUL ROQUE	42,800	0	42,800	0.00
02-413400-3	RUBEN ROQUE	8,554	0	8,554	0.00
03-690271-9	RICARDO S. ROQUEZA	20,000,000	0	20,000,000	0.01
02-414400-9	JOSEPH M. ROSA	428,006	0	428,006	0.00
02-414700-7	MARTIN DELA ROSA &/ORFE CORAZON DELA ROSA	0	258,331	258,331	0.00
02-416000-9	ABELARDO M. ROSALES	66,660	0	66,660	0.00
02-416300-7	CARMELA C. ROSALES	2,827	0	2,827	0.00
02-416600-5	ERNESTO V. ROSALES	1,506,580	0	1,506,580	0.00
02-416900-3	GERARDO R. ROSALES	154,086	0	154,086	0.00
02-417100-7	JUSTO R. ROSALES	128,405	0	128,405	0.00
02-417500-8	MARIA ANA DE LEON ROSALES	128,405	0	128,405	0.00
02-417900-9	NORMA ROSALES	299,604	0	299,604	0.00
02-418700-9	ROSALINDA ROSALES	100,000	0	100,000	0.00
02-418800-1	TERESITA K. ROSALES	321,004	0	321,004	0.00
02-418900-4	ELPIDIA O. ROSANES	42,800	0	42,800	0.00
02-421400-3	DEOGRACIAS R. ROSARIO	428,006	0	428,006	0.00
02-422700-7	JOSE V. ROSARIO	0	1,500,000	1,500,000	0.00
02-424600-5	MA. TERESA ROSARIO	8,200,000	0	8,200,000	0.00
02-421900-7	FRANCISCO ROSARIO, JR.	85,601	0	85,601	0.00
02-427100-8	ESTER ROSCA	100,000	0	100,000	0.00
02-427300-3	ESTER DEE ROSCA	42,800	0	42,800	0.00
02-427400-6	LAWRENCE ROSENTHAL& ROSE ROSENTHAL JT TEN	428,006	0	428,006	0.00
02-427500-9	RENATO G. ROSETE	42,800	0	42,800	0.00
02-427800-7	LEAH ROTAIRIO	214,002	0	214,002	0.00
02-428200-6	MARGARET FORD ROUSE	45,645	0	45,645	0.00
02-428300-9	ANGEL G. ROVIRA	42,797	0	42,797	0.00
02-428400-1	RODNEY ROWE ESQ	428,006	0	428,006	0.00
02-428600-7	ERNEST FRANCIS ROWLAND	214,002	0	214,002	0.00
02-428900-5	ANTONIO V. ROXAS	1,765,522	0	1,765,522	0.00
02-428800-2	ARISTON D. ROXAS	428,006	0	428,006	0.00
02-429300-4	CARMENCITA E. ROXAS	212,796	0	212,796	0.00
03-350724-6	GEORGE ROXAS	64,202	0	64,202	0.00
02-429600-2	GODFREY B. ROXAS	969,714	0	969,714	0.00
03-262119-4	MANUEL C. ROXAS	693,243	0	693,243	0.00
02-430600-4	MARILOU ROXAS	180,801	0	180,801	0.00
02-431900-8	S. ENRIQUE A. ROXAS	428,846	0	428,846	0.00
02-432000-9	SIMPLICIO ROXAS	490,339	264,423	754,762	0.00
02-432900-3	LUISITO A. ROYECAFOR: NENITA A. ROYECA	3,766,453	0	3,766,453	0.00
02-433300-2	ANTERO C. ROZOL JR.	42,800	0	42,800	0.00
02-440200-4	MONINA T. RUALO	428,006	0	428,006	0.00
02-440600-5	DELFIN G. RUBIO	64,200	0	64,200	0.00
02-441300-2	MAURA RUBY	642,009	0	642,009	0.00
02-441700-3	WALTER C. RUEBE	94,577	0	94,577	0.00
02-441800-6	CORAZON C. RUELOS	42,800	0	42,800	0.00
02-442100-2	ERNESTO D RUFINO	5,700,000	0	5,700,000	0.00
02-442800-1	MARY DE LEON RUFINO	642,009	0	642,009	0.00

02-442900-4	EDWARD RUGELCARMELA Y. RUGEL JT/WROS	214,002	0	214,002	0.00
02-443000-5	RUPERT RUIDERA	285,208	99,997	385,205	0.00
02-443300-3	JOSE ANDES RUIVIVAR	32,107	0	32,107	0.00
02-443600-1	BIENVENIDO RUIZ	80,000	0	80,000	0.00
02-444100-3	EDMOND RUIZ	2,140,033	0	2,140,033	0.00
02-444300-9	HILARIO M. RUIZ	4,280,066	0	4,280,066	0.00
02-444400-1	JESUS S. RUIZ	328,006	0	328,006	0.00
03-598145-1	RUFINO RUIZ	284,052	0	284,052	0.00
03-538939-4	RUFINO RUIZ	18,936	0	18,936	0.00
02-444800-2	NAOMI R. RUST	428,006	0	428,006	0.00
02-444900-5	HERMAN J. RUSTIA	963,013	0	963,013	0.00
03-613845-8	ROMERICO RUSTIA	1,941	0	1,941	0.00
02-445400-7	THOMAS BRUNO RYVES	214,002	0	214,002	0.00
02-445600-2	CARMEN SAAD	5,296,580	0	5,296,580	0.00
03-439029-7	BENJAMIN L. SAAVEDRA	2,191,446	0	2,191,446	0.00
02-446000-1	LOURDES P SAB-IT	112,354	0	112,354	0.00
03-741474-1	CONCEPCION ELEAZAR SABADO	1,612,724	0	1,612,724	0.00
02-446400-2	MARIANITO O. SABANA	42,800	0	42,800	0.00
02-446500-5	EUGENIO SABANGAN	342,405	0	342,405	0.00
02-446600-8	BENJAMIN G. SABATER	118,836	41,665	160,501	0.00
02-446800-3	JOSE E. SABATER	10,000	0	10,000	0.00
02-447000-7	ROSARIO R. SABATER	174,293	0	174,293	0.00
03-765574-8	EMMA J. SABATER &/ORMARIA SALOME SABATER-BUAN	1,493,418	0	1,493,418	0.00
02-447200-2	IMELDA SABELINO	428,006	0	428,006	0.00
03-224012-1	ARMANDO P. SABINANO	25,681	0	25,681	0.00
03-161503-2	CLEOFE P. SABINIANO	598,952	210,000	808,952	0.00
02-447700-6	ADELAIDA S. SABINOSA	233,325	0	233,325	0.00
02-447800-9	ALBINO A. SABLAYAN JR.	413,613	0	413,613	0.00
02-448100-5	LORENZO S. SACDALAN	479,365	0	479,365	0.00
02-448200-8	GIL P. SACRAMENTO	755,962	0	755,962	0.00
03-764974-3	ROLANDO B. SACRAMENTO	42,800	0	42,800	0.00
02-448600-9	THOMAS K. SADCOPEN	192,607	0	192,607	0.00
03-253019-6	JOSEPH SADEY&/OR NENITA SADEY	69,931	0	69,931	0.00
03-403929-6	RAJU M. SADHWANI	99,975	0	99,975	0.00
02-448700-1	JORGE SADIUA	642,009	0	642,009	0.00
02-448800-4	MELCHOR E SADORRA	753,299	0	753,299	0.00
02-449200-3	CARIDAD LILIA SAENZ	428,006	0	428,006	0.00
02-449500-1	MARIA LILIA SAENZ	214,002	0	214,002	0.00
02-449600-4	ROBERT PHILIP SAFFELLE	214,002	0	214,002	0.00
02-449700-7	NOLI M. SAGADRACA	542,009	100,000	642,009	0.00
02-450300-8	LETICIA P. SAGCAL	23,644	0	23,644	0.00
02-450500-3	ELIZABETH B. SAGE	1,813	0	1,813	0.00
02-450600-6	VIRGINIA B. SAGUISAG	102,718	0	102,718	0.00
03-437729-5	YEUNG SAI HAI	242,390	0	242,390	0.00
02-451400-6	LORETA A. SAJOR	214,002	0	214,002	0.00
02-451500-9	REICHI SAKAI	107,001	0	107,001	0.00
02-451600-1	SYDETTE SAKAUYE	42,800	0	42,800	0.00
02-452100-3	JOSE E. SALA	542,009	0	542,009	0.00
02-452200-6	LETICIA T. SALA	600,000	0	600,000	0.00
02-452300-9	DOMINADOR B. SALAC	142,022	0	142,022	0.00
02-452400-1	ROMULO V. SALADINO	44,936	0	44,936	0.00
02-452800-2	FELICISIMA R. SALAMANCA	542,009	100,000	642,009	0.00
03-277319-8	JESUS &/OR JENNY SALANG	215,032	0	215,032	0.00
02-453100-9	ALBERTO SALANGA	321,135	0	321,135	0.00
02-453300-4	LUCIANO SALANGA	71,013	250,000	321,013	0.00
02-453600-2	OFELIA S. SALAS	112,539	0	112,539	0.00
02-453800-8	ROSARIO L. SALAS	963,013	0	963,013	0.00
02-454100-4	ANIAN REYES SALAZAR	285,208	99,997	385,205	0.00
03-263619-3	CATALINA C. SALAZAR	273,930	0	273,930	0.00
02-454800-3	CECILIA R. SALAZAR	427,811	149,996	577,807	0.00
02-454600-8	CHARLES S SALAZAR& PATRICIA SALAZAR JT/WROS	642,009	0	642,009	0.00
02-455700-6	JOSE C. SALAZAR	164,002	50,000	214,002	0.00
02-456000-2	JOSE MARIA SALAZAR	856,013	0	856,013	0.00
02-455900-1	JUANITA C. SALAZAR	37,872	0	37,872	0.00
02-456200-8	LETICIA G. SALAZAR	286,703	0	286,703	0.00
02-456700-1	PEREDES M. SALAZAR	96,300	0	96,300	0.00
02-456800-4	RUBEN SALAZAR	2,878	0	2,878	0.00
02-457000-8	ANIANA I. SALCEDO	372,937	0	372,937	0.00
02-457200-3	BENJAMIN SALCEDO	35,647	0	35,647	0.00
03-434229-5	RICO R. SALCEDO	283,740	0	283,740	0.00
03-385527-5	ALFONSO SALCEDO, JR.	142,026	0	142,026	0.00
02-457700-7	BENJAMIN B. SALDANA&/OR ELISEA SALDANA	428,006	0	428,006	0.00
03-532839-9	CESAR SALDANA&/OR ELIZABETH SALDANA	80,638	0	80,638	0.00
02-458000-3	ANGEL V. SALDIVAR	713,020	249,993	963,013	0.00
02-458100-6	ROGELIO SALDO	2,000,000	0	2,000,000	0.00
02-458300-1	RAFAEL M. SALDUA	256,802	0	256,802	0.00
02-458500-7	ARTHUR SALES	0	500,000	500,000	0.00
02-459000-9	ANDRES R. SALGADO	64,200	0	64,200	0.00
02-459100-1	BENJAMIN D. SALGADO	856,013	0	856,013	0.00

02-459200-4	CORAZON V. SALGADO	2,140,000	0	2,140,000	0.00
03-532339-5	ERNESTO SALGADO	2,015,909	0	2,015,909	0.00
02-459300-7	PACITA R. SALGADO	42,800	0	42,800	0.00
02-459500-2	LEWIS S. SALI	28,529	0	28,529	0.00
02-459600-5	ROSIE SALIM	342,405	0	342,405	0.00
02-459900-3	CARLOS C SALINAS	4,050,000	0	4,050,000	0.00
02-459700-8	CARLOS C SALINAS, SR.	100,000	0	100,000	0.00
02-460200-6	EMILIE A. SALIO-AN	25,679	0	25,679	0.00
02-460300-9	JUANITO SALLE	85,601	0	85,601	0.00
02-460400-1	HAROLD SALMOND	214,002	0	214,002	0.00
03-723874-1	JOSUE T. SALOMON	166,662	0	166,662	0.00
02-460500-4	SERVANDO SALOMON	6,420,099	0	6,420,099	0.00
03-407329-1	CONRADO SALONGA	2,739,309	0	2,739,309	0.00
02-461700-5	MARVELUZ SALONGA	128,401	0	128,401	0.00
02-462800-3	ANICETO Y. SALUDADES	1,686,400	0	1,686,400	0.00
02-462200-7	LEONOR T. SALUDO	16,643	0	16,643	0.00
02-463200-2	VICENTE SALUMBIDES	385,205	0	385,205	0.00
02-463800-9	MICHAEL J.B. SALVA	45,653	0	45,653	0.00
02-465600-4	JOSEFINA O. SALVACION	886,992	0	886,992	0.00
02-465700-7	NOEL C. SALVACION	194,033	0	194,033	0.00
02-465900-2	NOEL C. SALVACION&/OR JO S.A. SALVACION	81,360	0	81,360	0.00
02-464000-2	ASUNCION SALVADOR	256,803	0	256,803	0.00
02-464400-3	DONNIE J. SALVADOR	4,732	0	4,732	0.00
02-464600-9	FLORDELIZA V. SALVADOR	5,680,379	0	5,680,379	0.00
02-464800-4	ILUMINADA D. SALVADOR	1,027,213	0	1,027,213	0.00
02-464900-7	LORENZO A. SALVADOR	1,030,449	0	1,030,449	0.00
03-266219-9	MANUEL L. SALVADOR	256,810	0	256,810	0.00
02-465000-8	MARCELA G. SALVADOR	428,006	0	428,006	0.00
03-767174-8	MELISSA VICTORIA LOPEZ SALVADOR	624,703	0	624,703	0.00
03-197408-6	SIONY SALVADOR	1,027,215	0	1,027,215	0.00
03-579642-4	CHIN SAM	459	0	459	0.00
03-234615-3	CO CHIN SAM	666,660	0	666,660	0.00
02-466100-6	WILLIAM S. SAM JR.	77,043	0	77,043	0.00
03-579942-2	JOHN KENNON SAM, JR.	27,267	0	27,267	0.00
02-466300-1	REMEDIOS C. SAMALA	766,634	0	766,634	0.00
02-466400-4	COMEDOS B. SAMANILLO	171,199	0	171,199	0.00
02-467000-9	CARMELITA A. SAMBRANO	671,969	0	671,969	0.00
02-467500-2	GIL F. SAMIA	214,002	0	214,002	0.00
02-467100-1	ANTONIO SAMIA JR.	542,009	100,000	642,009	0.00
02-468100-7	CANDIDO SAMONTE	342,405	0	342,405	0.00
02-468400-5	LUCIO SAMONTE	256,803	0	256,803	0.00
02-468900-9	SOLEDAD E. SAMONTE	214,002	0	214,002	0.00
02-469100-2	HAROLD SAMOWITZ	214,002	0	214,002	0.00
02-469200-5	BAYANI SAMOY	214,002	0	214,002	0.00
02-469300-8	ARMANDO SAMOZA	54,239	0	54,239	0.00
02-469600-6	AGAPITO N. SAMPANG	1,235,285	0	1,235,285	0.00
02-469700-9	AIDA SAMSON	451,468	0	451,468	0.00
02-469800-1	ANTONIO R. SAMSON	149,801	0	149,801	0.00
02-470000-1	CONSUELO A SAMSON	42,800	0	42,800	0.00
02-470600-8	EMMANUEL SAMSON&/OR PACITA SAMSON	21,382	0	21,382	0.00
02-471200-2	NORMA S. SAMSON	1,415	0	1,415	0.00
02-471300-5	PABLO Q. SAMSON	42,800	0	42,800	0.00
02-471000-7	MARCIAL SAMSON &/ORMARITA SAMSON	3,210,049	0	3,210,049	0.00
03-660871-2	CHUA ENG SAN	8,200,416	0	8,200,416	0.00
02-471600-3	MARIA CECILIA SAN	161,267	0	161,267	0.00
02-471700-6	MARIA CRISELDA SAN	161,267	0	161,267	0.00
02-471800-9	ROSA CO SAN	1,075,150	0	1,075,150	0.00
02-471900-1	ROSA CO SAN	1,397,692	0	1,397,692	0.00
02-472000-2	WILFRIDO L. SAN	279,981	0	279,981	0.00
00-047400-3	AURORA SAN AGUSTIN	71,301	24,999	96,300	0.00
03-528339-7	BIENVENIDA C. SAN AGUSTIN&/OR EMMET/GWENDOLYN/WINSTON/CARPIO	1,136,208	0	1,136,208	0.00
00-047600-9	ELENA L. SAN AGUSTIN	372,362	0	372,362	0.00
03-308124-9	GREGORIO SAN AGUSTIN&/OR BEINVENIDA C. SAN AGUSTIN	160,959	0	160,959	0.00
00-048000-8	ISAGANI SAN AGUSTIN	64,200	0	64,200	0.00
00-048300-6	MA. TERESA SAN AGUSTIN	243,961	0	243,961	0.00
00-049100-6	PAGASA SAN AGUSTIN	898,804	0	898,804	0.00
00-049200-9	PAGASA SAN AGUSTIN	2,396,811	0	2,396,811	0.00
00-358300-2	LILIA SAN BUENAVENTURA	14,170,596	0	14,170,596	0.01
00-832500-2	EMILIANA L. SAN DIEGO	1,499,901	0	1,499,901	0.00
00-832600-5	FLORA A. SAN DIEGO	213,033	0	213,033	0.00
03-545839-6	BARTOLOME A. SAN DIEGO, JR.	17,115	0	17,115	0.00
03-598545-2	BARTOLOME A. SAN DIEGO, JR.	1,958,220	0	1,958,220	0.00
03-138703-3	RENATO D. SAN GABRIEL	205,446	0	205,446	0.00
03-146103-7	RENE ALBERT A. SAN GABRIEL	123,267	0	123,267	0.00
01-090700-1	ZENAIDA A. SAN GABRIEL	205,440	0	205,440	0.00
01-483300-3	ROBERTO SAN JOSE	6,303,623	0	6,303,623	0.00
02-480600-9	ALEXIE SAN JUAN	85,601	0	85,601	0.00
01-489700-7	MARIS K. SAN JUAN	481,505	0	481,505	0.00
03-197608-1	WILFREDO SAN JUAN	2,616,631	0	2,616,631	0.00

01-757800-1	LAURA SAN LUIS	1,643,543	0	1,643,543	0.00
01-736400-3	LAURA SAN LUIS	821,770	0	821,770	0.00
01-758000-5	SIMEON C. SAN LUIS	192,607	0	192,607	0.00
02-165800-4	FLORIAN E. SAN PEDRO	112,539	0	112,539	0.00
02-166000-8	RIZALINA P. SAN PEDRO	14,979	0	14,979	0.00
02-472400-3	WILFRIDO SANARES	85,533	0	85,533	0.00
02-472200-8	WILFRIDO S. SANARES	50,523	0	50,523	0.00
02-472500-6	ANDREW A. SANCHEZ	1,926,029	0	1,926,029	0.00
02-472700-1	ANTONIO M. SANCHEZ	256,803	0	256,803	0.00
02-472600-9	ARTEMIO SANCHEZ	85,601	0	85,601	0.00
02-472800-4	BENEDICTO SANCHEZ	214,002	0	214,002	0.00
02-473000-8	CRISANTA SANCHEZ	64,200	0	64,200	0.00
02-472900-7	CYNTHIA A. SANCHEZ	131,110	10,000	141,110	0.00
02-473700-7	GUILLELMO S. SANCHEZ	709,333	0	709,333	0.00
02-474000-3	JORGE A. SANCHEZ	385,205	0	385,205	0.00
02-473900-2	JOSE T. SANCHEZ	18,661,041	0	18,661,041	0.01
03-664471-3	JOSEPH VINCENT T. SANCHEZ	80,638	0	80,638	0.00
02-474200-9	MARIA A SANCHEZ	2,015,909	0	2,015,909	0.00
02-475000-9	PACIFICO R SANCHEZ	481,505	0	481,505	0.00
02-475200-4	RENATO SANCHEZ	64,202	0	64,202	0.00
02-475100-1	RITA SANCHEZ	85,601	0	85,601	0.00
02-475300-7	ROLANDO D SANCHEZ	181,084	0	181,084	0.00
02-475700-8	TERESITA SANCHEZ	556,411	0	556,411	0.00
02-476000-4	TERESITA A. SANCHEZ	102,724	0	102,724	0.00
02-473600-4	GORDON M. SANCHEZ EXECUTOR FOTHE ESTATE OF JOSEPH A. SANCHEZ	214,002	0	214,002	0.00
03-413429-3	JOSEPH SALVADOR F. SANCHEZ III	4,750,992	0	4,750,992	0.00
02-473200-3	CEFERINO M. SANCHEZ JR.	342,392	0	342,392	0.00
02-476300-2	RENATO SANCIANCO	256,803	0	256,803	0.00
02-476400-5	HARVEY PATTERSON SANDER	428,006	0	428,006	0.00
02-476900-9	CONCEPCION LIM SANDICO	2,140,033	0	2,140,033	0.00
02-476700-3	CORAZON SANDICO	642,009	0	642,009	0.00
02-477100-2	FRANCISCO SANDICO	58,768	0	58,768	0.00
02-476500-8	CARLOS SANDICO SR.	181,901	0	181,901	0.00
02-477500-3	VICENTE NOEL SANDIEGO	642,009	0	642,009	0.00
02-477300-8	CARLOTA FRAN SANDIQUE	128,401	0	128,401	0.00
02-477800-1	MARIA CORAZON J. SANDOVAL	85,601	0	85,601	0.00
02-477900-4	PETER G. SANDOVAL	2,132,920	0	2,132,920	0.00
03-534039-8	PRECILLA SANDOVAL&/OR PETER SANDOVAL	164,863	0	164,863	0.00
02-477700-9	CEZAR L. SANDOVAL JR.	755,962	0	755,962	0.00
03-735874-3	SIT PENG SANG	140,033	0	140,033	0.00
02-478300-3	CARIDAD SANGALANG	256,803	0	256,803	0.00
02-478500-9	LOURDES O. SANGALANG	214,002	0	214,002	0.00
02-478600-1	NICASIO SANGALANG	214,002	0	214,002	0.00
02-479200-6	ROSEMEDIATRIX J. SANGALANG	651,235	0	651,235	0.00
02-479300-9	JAIME SANGCAP	428,006	0	428,006	0.00
02-479400-1	TEODOSIO C SANGIL JR	214,002	0	214,002	0.00
02-479500-4	ELISEO Q. SANGLAP	64,200	0	64,200	0.00
02-479600-7	ARNO V. SANIDAD	3,252,059	600,000	3,852,059	0.00
02-479900-5	PABLITO V. SANIDAD	335,983	0	335,983	0.00
02-480900-7	FEDERICO SANSON	599,209	0	599,209	0.00
02-481000-8	MATILDE MONTINOLA SANSON	299,604	0	299,604	0.00
02-482100-6	CELEDONIO SANTAMARIA	214,002	0	214,002	0.00
02-482300-1	DIANA DE MESA SANTAMARIA	1,199,962	300,000	1,499,962	0.00
02-482700-2	JORGE G. SANTAMARIA	0	44,070	44,070	0.00
02-482900-8	PILAR G. SANTAMARIA	250,016	0	250,016	0.00
02-481200-3	AVELINO SANTANA	321,004	0	321,004	0.00
02-481700-7	MELQUIADES A. SANTANDER	1,712,026	0	1,712,026	0.00
02-481300-6	GREGORIO B SANTAYANA	44,939	0	44,939	0.00
02-481400-9	GREGORIO B SANTAYANA	320,992	0	320,992	0.00
02-483000-9	CANDIDO SANTERO	2,140,033	0	2,140,033	0.00
03-338224-4	ANNABELLE P. SANTIAGO	256,810	0	256,810	0.00
02-483600-5	ARTURO SANTIAGO	94,681	0	94,681	0.00
02-483900-3	CARLOS E SANTIAGO	136,806	0	136,806	0.00
02-484500-8	CATALINA SANTIAGO	321,004	0	321,004	0.00
02-485500-3	EDGARDO V. SANTIAGO	428,006	0	428,006	0.00
02-485600-6	EMMANUEL SANTIAGO	3,852,059	0	3,852,059	0.00
02-485700-9	EMMANUEL SANTIAGO&/OR LOLITA SANTIAGO	2,568,039	0	2,568,039	0.00
02-485800-1	FERNANDO A. SANTIAGO	321,004	0	321,004	0.00
02-485900-4	GLORIA R. SANTIAGO	239,681	0	239,681	0.00
02-486300-3	JOSE LUIS M. SANTIAGO	66,664	0	66,664	0.00
02-486100-8	JOSEPH SANTIAGO	256,803	0	256,803	0.00
02-486600-1	LAWRENCE Q. SANTIAGO	328,006	100,000	428,006	0.00
02-486400-6	LUIS SANTIAGO	1,284,019	0	1,284,019	0.00
03-512139-8	MA. LINA A SANTIAGO	66,665	0	66,665	0.00
02-486700-4	MARIANO R. SANTIAGO	1,070,015	0	1,070,015	0.00
02-486800-7	NICETO F. SANTIAGO	385,205	0	385,205	0.00
02-487100-3	PEDRO V. SANTIAGO	321,004	0	321,004	0.00
02-488000-6	RAMONA SANTIAGO	0	3,999,975	3,999,975	0.00
02-487300-9	RENE SANTIAGO&/OR CONSOLACION S.D. SANTIAGO	214,002	0	214,002	0.00

02-487400-1	RENE S. SANTIAGO	856,013	0	856,013	0.00
02-488800-8	SEVERO J. SANTIAGO	2,247,034	0	2,247,034	0.00
02-489000-1	TEODORO P. SANTIAGO&/OR REBECCA K. SANTIAGO	107,001	0	107,001	0.00
02-489400-2	VICTORIA L. SANTIAGO	355,055	0	355,055	0.00
02-484800-6	DE JESUS E. SANTIANO	501,140	0	501,140	0.00
02-484900-9	DOMINADOR SANTIANO	85,601	0	85,601	0.00
02-483500-2	RENATO SANTICO	171,202	0	171,202	0.00
02-489500-5	ANTONIA SANTILLAN	42,800	0	42,800	0.00
03-188807-3	HECTOR N. SANTILLAN	351,315	0	351,315	0.00
02-490100-6	LILIA G. SANTILLAN	856,013	0	856,013	0.00
02-490200-9	VICTOR SANTILLAN	542,009	100,000	642,009	0.00
02-489800-3	FELIPE SANTILLAN SR.	42,800	0	42,800	0.00
02-490900-8	ALVINA SANTOS	688,118	0	688,118	0.00
02-492500-8	APOLINAR R SANTOS	2,562,044	0	2,562,044	0.00
02-492100-7	ARNULFO B. SANTOS	856,013	0	856,013	0.00
03-502139-7	ASUNCION B. SANTOS	568,104	0	568,104	0.00
02-491000-9	AURORA SANTOS	793,270	0	793,270	0.00
02-493600-6	BARBARA P. SANTOS	428,006	0	428,006	0.00
02-493200-5	BENITA M. SANTOS	739,289	0	739,289	0.00
02-493300-8	BERNABE SANTOS	1,369,619	0	1,369,619	0.00
02-493800-1	BUENAVENTURA SANTOS	684,809	0	684,809	0.00
02-494100-8	CAESAR H. SANTOS	1,670,478	0	1,670,478	0.00
02-495400-1	CASIMIRO S. SANTOS&/OR LEONCIA SANTOS	1,878,463	0	1,878,463	0.00
02-495600-7	CASIMIRO S. SANTOS&/OR LEONCIA SANTOS	288,645	0	288,645	0.00
02-493900-4	CESAR SANTOS	268,242	0	268,242	0.00
02-495900-5	CONRADINO ROQUE SANTOS	21,303	75,000	96,303	0.00
02-494800-7	CORAZON R. SANTOS	856,013	0	856,013	0.00
02-497000-1	DANILA G. SANTOS	642,009	0	642,009	0.00
02-496700-5	DANTE L. SANTOS	85,588	0	85,588	0.00
02-496800-8	DELANO SANTOS	642,009	0	642,009	0.00
02-496300-4	DINA ATENCIO SANTOS	214,002	0	214,002	0.00
02-497500-5	DIOSDADO L. SANTOS&/OR REMEDIOS S. SANTOS	10,698	0	10,698	0.00
02-499400-3	EDUARDO P. SANTOS	5,090,120	0	5,090,120	0.00
02-498000-7	ELISA G. SANTOS&/OR VIRGINIA G. SON	214,002	0	214,002	0.00
02-498900-1	ELOISA S. SANTOS	856,013	0	856,013	0.00
02-498600-3	EMILIO F. SANTOS	214,002	0	214,002	0.00
02-498700-6	EMILIO F. SANTOS&/OR MAGDALENA H. SANTOS	214,002	0	214,002	0.00
02-499000-2	ERLINDA SANTOS	20,000	0	20,000	0.00
02-498300-5	ESTELA DAR SANTOS	62,064	21,760	83,824	0.00
02-500000-7	FE B. SANTOS	102,352	316,662	419,014	0.00
02-500700-6	FELICIANO S. SANTOS	42,800	0	42,800	0.00
02-500200-2	FELIPE T. SANTOS	190,138	66,665	256,803	0.00
02-501100-5	FLORENCIO T. SANTOS	6,282,094	825,000	7,107,094	0.00
02-501400-3	FLORENTINO T. SANTOS	383,331	0	383,331	0.00
02-501700-1	GABRIEL SANTOS	470,806	0	470,806	0.00
02-501500-6	GLORIA P. SANTOS	660,000	0	660,000	0.00
03-438929-6	GUIA MARGARITA YUCHENGCO SANTOS	256,810	0	256,810	0.00
03-574442-1	HENRIETTA R. SANTOS	2,347,384	0	2,347,384	0.00
02-503000-3	ILUMINADA T. SANTOS	513,607	0	513,607	0.00
02-502600-4	ISABEL A. SANTOS	120,000	0	120,000	0.00
02-504100-1	JAIME A. SANTOS&/OR GLORIA J. SANTOS	475,347	166,662	642,009	0.00
02-504200-4	JESUS N. SANTOS	85,601	0	85,601	0.00
02-503800-5	JOSE S. SANTOS	642,009	0	642,009	0.00
02-504000-9	JOSE V. SANTOS	500,000	0	500,000	0.00
02-505000-4	JOSE ANTONIO SANTOS	3,841,046	0	3,841,046	0.00
03-627468-7	JOYCE SANTOS&/OR LUZ ARJONA	64,203	0	64,203	0.00
02-504300-7	JUANITA B. SANTOS	1,155,617	0	1,155,617	0.00
02-506700-9	LEONCIA SANTOS&/OR RODOLFO SANTOS	192,607	0	192,607	0.00
03-690771-2	LEONEL SANTOS&/OR ALICIA SANTOS	3,023,942	0	3,023,942	0.00
03-305324-8	LEONILLO D. SANTOS	847,368	0	847,368	0.00
02-506600-6	LEONILLO PADUA SANTOS&/OR OLIVIA M. SANTOS	66,666	0	66,666	0.00
02-506900-4	LIBERTAD P. SANTOS	5,136,074	0	5,136,074	0.00
02-506500-3	LIGAYA SANTOS	42,800	0	42,800	0.00
02-505800-6	LITA P. SANTOS	85,601	0	85,601	0.00
02-506300-8	LOLITA RAMOS SANTOS	214,002	0	214,002	0.00
02-506200-5	LORNA M. SANTOS	35,668	0	35,668	0.00
02-505500-8	LUIS F. SANTOS	51,356	0	51,356	0.00
02-505900-9	LUISA SANTOS	64,200	0	64,200	0.00
02-505100-7	LUZ M SANTOS	0	2,599,873	2,599,873	0.00
02-507800-7	MA. AURORA CRUZ SANTOS	2,140,033	0	2,140,033	0.00
03-596545-1	MA. LOLITA SANTOS	33,029	0	33,029	0.00
03-479130-6	MA. THERESA G. SANTOS	135,751	0	135,751	0.00
02-507600-1	MANUEL M. SANTOS	35,664	0	35,664	0.00
02-507700-4	MICHAEL SANTOS	4,957,052	0	4,957,052	0.00
02-507400-6	MONICA S. SANTOS	20,159,094	0	20,159,094	0.01
02-508600-7	NELSON SANTOS	214,002	0	214,002	0.00
02-508900-5	NESTOR B. SANTOS	1,284,019	0	1,284,019	0.00
02-509100-9	NICANOR M. SANTOS	35,664	0	35,664	0.00
02-508800-2	NIEVES JACINTO SANTOS	214,002	0	214,002	0.00

02-508300-9	NILO SANTOS	179,188	0	179,188	0.00
02-508500-4	NORMA SANTOS	85,601	0	85,601	0.00
02-509200-1	OSCAR B. SANTOS	85,601	0	85,601	0.00
02-509800-8	PEDRO T SANTOS	96,300	0	96,300	0.00
02-511200-9	RACHEL A. SANTOS	228,267	0	228,267	0.00
02-510300-6	RAUL SANTOS	106,951	37,498	144,449	0.00
02-511300-1	REBECA B. SANTOS	428,006	0	428,006	0.00
02-511000-3	RENATO SANTOS	16,050	0	16,050	0.00
02-511100-6	RENATO SANTOS	48,150	0	48,150	0.00
03-484430-8	ROLANDO SANTOS	148,481	0	148,481	0.00
02-512300-7	ROLANDO M. SANTOS	35,668	0	35,668	0.00
02-512900-3	ROMARICO S. SANTOS	1,540,821	0	1,540,821	0.00
02-513100-7	RURIK PAUL MA. SANTOS	85,601	0	85,601	0.00
02-514200-5	SANTIAGO SANTOS	169,515	0	169,515	0.00
02-514700-9	SEVERINA P. SANTOS	428,006	0	428,006	0.00
02-514500-3	SEVERINO C. SANTOS	1,640,033	500,000	2,140,033	0.00
02-513900-9	SIMEON D. SANTOS	428,006	0	428,006	0.00
02-513700-3	SONIA DABAL SANTOS	21,400	0	21,400	0.00
02-514100-2	SUSANNE Y. SANTOS	75,742	0	75,742	0.00
02-514900-4	TEODORA SANTOS	1,027,213	0	1,027,213	0.00
02-515100-8	TEODORO M. SANTOS	716,520	0	716,520	0.00
02-515700-4	TEOFISTO R. SANTOS	214,002	0	214,002	0.00
02-515800-7	TERESITA P. SANTOS	1,174,500	0	1,174,500	0.00
02-515400-6	TRINIDAD SANTOS	1,027,213	0	1,027,213	0.00
02-516300-9	VICTORIA C SANTOS	674,109	0	674,109	0.00
02-516600-7	VISITACION E. SANTOS	428,006	0	428,006	0.00
02-516800-2	WILMA B. SANTOS	42,800	0	42,800	0.00
02-509700-5	PRIMO SANTOS &/OR LUZ M.	63,093	12,499	75,592	0.00
02-495200-6	CASIMIRO B. SANTOS /OR LEONCIASANTOS	136,964	0	136,964	0.00
02-510600-4	RAFAEL SANTOS II&/OR LUZ SANTOS	315,469	62,495	377,964	0.00
03-674971-8	ARCADIO C. SANTOS JR.	26,666	0	26,666	0.00
02-492300-2	ARCADIO C. SANTOS JR.&/OR CANDIDA A. SANTOS	1,817,919	0	1,817,919	0.00
02-491900-3	ARSENIO SANTOS JR.	2,099,221	0	2,099,221	0.00
02-504900-3	JOSE PRIMO SANTOS JR.	282,463	0	282,463	0.00
02-495500-4	CASIMIRO S. SANTOS JR.&/ORLEONCIA C. SANTOS	425,610	0	425,610	0.00
02-511800-5	ROLANDO C. SANTOS SR.	351,919	0	351,919	0.00
03-659971-3	ARCADIO C. SANTOS, JR.	321,194	0	321,194	0.00
03-387029-9	FLORENTINO E. SANTOS, JR.	284,052	0	284,052	0.00
03-256619-9	FLORENTINO T. SANTOS, JR.	8,559	0	8,559	0.00
03-714574-8	ROMULO M. SANTOS, JR.	104,455	0	104,455	0.00
03-512339-3	ANA MARIE A SANTOS-OCAMPO	85,601	0	85,601	0.00
02-517300-4	LETICIA R. SANTULAN	21,400	0	21,400	0.00
02-517700-5	ALFREDO SANVICTORES	47,534	16,666	64,200	0.00
02-517600-2	ARTURO M. SANVICTORES	12,840	0	12,840	0.00
02-517800-8	CARMEN FERNANDEZ SANZ	128,401	0	128,401	0.00
02-518800-3	ANTONIO SARABIA&/OR ALEJA OZOA	192,602	0	192,602	0.00
02-518900-6	MILAGROS SARABIA	8,398	0	8,398	0.00
02-519000-7	VIVIAN SARABIA	321,004	0	321,004	0.00
02-519300-5	MARIE DONATILA L. SARANDI	128,405	0	128,405	0.00
02-519700-6	ROMULO S. SARATAN	214,002	0	214,002	0.00
02-520100-1	ANGELINA SARCOL&/OR WILLIAM SARCOL	9,630,148	0	9,630,148	0.00
02-520200-4	BERNANDINA G SARE	214,002	0	214,002	0.00
02-520500-2	ORENCIO B. SARE	478,796	0	478,796	0.00
02-520300-7	FERMIN G. SARE JR.	28,529	0	28,529	0.00
02-520700-8	AGNES SARENAS	42,800	0	42,800	0.00
02-520900-3	COSSETTE C. SARENAS	42,800	0	42,800	0.00
03-675371-7	ARMANDA B. SARIA	201,592	0	201,592	0.00
03-660571-4	GRACE SARIA	203,186	0	203,186	0.00
03-506239-1	ANGELA SARILE	85,215	0	85,215	0.00
03-506139-9	PATRICIO SARILE, JR.	385,215	0	385,215	0.00
03-343124-5	AUREA E. SARMENTA	1,027,224	0	1,027,224	0.00
02-521900-9	REYNALDO R. SARMENTA	85,601	0	85,601	0.00
02-522200-5	ALFREDO T. SARMIENTO	3,852	0	3,852	0.00
02-522100-2	AMOR SARMIENTO	856,013	0	856,013	0.00
02-522700-9	BENJAMIN P. SARMIENTO	134,393	0	134,393	0.00
02-522800-1	CARMEN C. SARMIENTO	85,601	0	85,601	0.00
03-169903-7	DANILO P. SARMIENTO	409,023	0	409,023	0.00
02-522900-4	FLORLINDA S. SARMIENTO	302,385	0	302,385	0.00
02-523000-5	GERTRUDES SARMIENTO	300,127	0	300,127	0.00
02-523300-3	JOSE M. SARMIENTO	42,800	0	42,800	0.00
02-523400-6	LUIS M. SARMIENTO	481,505	0	481,505	0.00
02-523700-4	MACARIO S. SARMIENTO	7,160	0	7,160	0.00
02-523800-7	VICTORIA B. SARMIENTO	64,200	0	64,200	0.00
02-524200-6	HORACIO V. SARROCA	679,065	0	679,065	0.00
02-524400-1	CRISANTO SARSONAS	1,284,019	0	1,284,019	0.00
02-524500-4	CARLOS L. SARTE	42,800	0	42,800	0.00
02-524600-7	ENRIQUETA A. SARZA	950,694	333,325	1,284,019	0.00
02-525100-9	RITA O. SAULOG	3,081,643	0	3,081,643	0.00
02-525400-7	VIRGINIA SAULOG	50,000	0	50,000	0.00

02-525700-5	VIRGINIA A. SAULOG	121,009	0	121,009	0.00
03-427829-7	ALFRED O. SAULON	860,139	0	860,139	0.00
02-525800-8	BARTLETT M. SAUNDERS	1,070,015	0	1,070,015	0.00
03-485930-7	ROMEO V. SAURE	2,580,428	0	2,580,428	0.00
02-526000-1	CLEMENCIA J. SAUZA	6,361	0	6,361	0.00
02-526100-4	CHRIS W. SAVAS&/OR EVELYN R. SAVAS JT/WROS	428,006	0	428,006	0.00
03-264119-5	JULIETA M. SAVELLANO	100,000	0	100,000	0.00
02-527600-3	NORMA Y. SAY	233,322	0	233,322	0.00
02-527800-9	VICHELLI CHURCHILL SAY	128,405	0	128,405	0.00
02-528200-8	NATY SAYSON	189,363	0	189,363	0.00
02-529200-3	MABEL D SCHAARE	42,800	0	42,800	0.00
02-529300-6	WILLIAM S SCHAARE	299,601	0	299,601	0.00
02-529400-9	ROBERT B. SCHAFTTEL	1,258,388	0	1,258,388	0.00
02-529900-2	ELSA G. SCHENKEL	642,009	0	642,009	0.00
02-530100-2	RUTH W. SCHERRCUSTODIAN FOR EVANBRIAN SCHERR	428,006	0	428,006	0.00
02-530200-5	JAMES O. SCHORI& MOLLY ANN SCHORI JT/WROS	214,002	0	214,002	0.00
03-384627-2	GEORGE SCHULZE&/OR CARMINA C. SCHULZE	642,026	0	642,026	0.00
02-530500-3	RICARDO SCHULZE	2,475,889	0	2,475,889	0.00
02-530600-6	RICARDO S. SCHULZE SR.	1,870,135	0	1,870,135	0.00
02-530900-4	EDWIN J SCHWARZER	4,280,066	0	4,280,066	0.00
02-531100-8	RICHARD THOMAS DEREK SCRAGG	214,002	0	214,002	0.00
03-649771-7	VIRGINIA SEANGIO	24,000,000	0	24,000,000	0.01
03-759574-9	ALBERTO B. SEBASTIAN	26,755	0	26,755	0.00
02-531600-1	ARSENIO SEBASTIAN	68,479	0	68,479	0.00
03-564139-3	BLESHILDA S. SEBASTIAN	104,665	0	104,665	0.00
02-531700-4	ERNESTO SEBASTIAN	255,546	0	255,546	0.00
02-531800-7	GABRIEL SEBASTIAN	38,888	166,666	205,554	0.00
02-532100-3	JOVEN P. SEBASTIAN	243,962	0	243,962	0.00
02-532400-1	PROCESO E. SEBASTIAN	256,803	0	256,803	0.00
02-532500-4	REMEDIOS G. SEBASTIAN	42,800	0	42,800	0.00
02-532600-7	CONCHITA MORALES SEBIAL	42,800	0	42,800	0.00
03-745474-3	ESPERANZA B. SEDANO	28,405	0	28,405	0.00
02-534000-1	ALFONSO SEE	2,140,033	0	2,140,033	0.00
03-305224-5	ELISEO TAN SEE	151,798	0	151,798	0.00
02-537200-3	ENG HUY C. SEE	7,325,546	0	7,325,546	0.00
02-534500-5	GEORGE SEE	68,694	0	68,694	0.00
02-534600-8	HELEN SEE	30,000	0	30,000	0.00
02-534800-3	HENRY SEE	890,144	0	890,144	0.00
02-535700-6	ROSA CHUNG SEE	18,476	0	18,476	0.00
02-535900-1	SALLY O. SEE	428,006	0	428,006	0.00
02-538200-9	TAY SEE	2,140,033	0	2,140,033	0.00
02-536600-9	WILLY C. SEE	253,220	0	253,220	0.00
02-538800-5	YONG SENG SEE	18,223	0	18,223	0.00
02-537400-9	HUY C. SEE ENG	6,946,982	0	6,946,982	0.00
02-537600-4	SEE KENG DEE	5,136,074	0	5,136,074	0.00
03-502539-8	LIM SEE LOON	11,466,579	0	11,466,579	0.01
02-538900-8	ADELINA J. SEGISMUNDO	37,872	0	37,872	0.00
02-539000-9	JOSE SEGISMUNDO	214,002	0	214,002	0.00
03-544939-3	ARACELI ALDEGUER SEGOVIA	64,202	0	64,202	0.00
03-512539-9	CARMEN A SEGOVIA	66,665	0	66,665	0.00
03-759874-7	JENELYN P. SEGOVIAITF MA. FE PAULINE P. SEGOVIA	1,000,000	0	1,000,000	0.00
02-539100-1	MANUEL SEGOVIA	42,800	0	42,800	0.00
02-539200-4	RAFAEL SEGUIS	354,666	0	354,666	0.00
02-539300-7	FE PERALTA SEGUNDO	214,002	0	214,002	0.00
02-539600-5	JOSE V. SEMBRANO	85,601	0	85,601	0.00
02-539700-8	MADALEINE A. SEMBRANO	42,800	0	42,800	0.00
02-539900-3	PEDRO SEMBRANO	249,993	0	249,993	0.00
03-559339-5	PABLO SEN, JR.	189,367	0	189,367	0.00
02-540100-3	SANDRA B. SENADOR	179,762	0	179,762	0.00
02-540200-6	LICERIO SENDAYDIEGO JR.	321,004	0	321,004	0.00
02-783500-8	MARCELO TE SENG	2,739,309	0	2,739,309	0.00
00-552700-4	YU CHIAO SENG	199,995	0	199,995	0.00
02-249800-6	PUE SENG CHUA	128,401	0	128,401	0.00
02-540300-9	ANGELINA L. SENGSON	798,810	100,000	898,810	0.00
02-540400-1	LIDUVINA R. SENORA	342,404	0	342,404	0.00
02-540500-4	EDUARDO SEPULVEDA	428,006	0	428,006	0.00
02-541400-7	MARIA CHRISTINA L. SERNA	190,400	0	190,400	0.00
02-541800-8	LUIS T. SERRA	2,889,043	0	2,889,043	0.00
02-542400-2	EFREN M. SERRANO	71,013	0	71,013	0.00
02-542800-3	LUTGARDA SERRANO	171,202	0	171,202	0.00
02-542900-6	RODOLFO SERRANO	17,820	0	17,820	0.00
02-543000-7	AMELIA LITA SERVANDO	856,013	0	856,013	0.00
02-543200-2	MADELEINE F SERVANDO	767,916	82,211	850,127	0.00
02-543600-3	LUCENA U. SERVIENTO	42,800	0	42,800	0.00
02-543700-6	PHILIP G. SETO	64,202	0	64,202	0.00
02-543800-9	JESUS SEVA	85,601	0	85,601	0.00
02-543900-1	LOPE F. SEVERINO	604,778	0	604,778	0.00
02-544100-5	SUSAN SONYA SEVERINO	13,917,709	1,000,000	14,917,709	0.01
02-544000-2	LINO C. SEVERINO JR.	428,006	0	428,006	0.00

02-544400-3	ANNA CAMILLE SEVILLA	214,002	0	214,002	0.00
03-601945-9	ELIZABETH C. SEVILLA	49,875	0	49,875	0.00
02-544500-6	EMERITA M. SEVILLA	89,879	0	89,879	0.00
02-544900-7	GUADALUPE C. SEVILLA	474,855	0	474,855	0.00
02-545300-6	JULIO P. SEVILLA	963,014	0	963,014	0.00
02-545400-9	MANUEL SEVILLA	214,002	0	214,002	0.00
02-545700-7	MILAGROS SEVILLA	5,519,109	0	5,519,109	0.00
03-480030-5	SOPHIE T. SEVILLA	2,687,945	0	2,687,945	0.00
02-546700-2	RAMJI DEVRAJ SHAH	428,006	0	428,006	0.00
02-546800-5	VIRCHAND SHAH ESQ	214,002	0	214,002	0.00
02-546900-8	LETICIA R. SHAHANI	199,990	0	199,990	0.00
02-547200-4	NORMAN FREDERICK SHAMMON	54,200	10,000	64,200	0.00
03-336724-7	JOSEFINA P. SHEA	128,405	0	128,405	0.00
02-547600-5	MAGGIE D. SHEA	128,401	0	128,401	0.00
03-796574-6	EVANGELINE YAP SHEPHERD	1,075,825	0	1,075,825	0.00
02-548800-6	JOHN SHERRINGTON	214,002	0	214,002	0.00
02-548900-9	NAI K. SHI	214,002	0	214,002	0.00
02-549100-2	HENRY SHIANG	770,411	0	770,411	0.00
02-549600-6	AURORA L SHIH	53,333	0	53,333	0.00
02-549700-9	AURORA L. SHIH	25,000	0	25,000	0.00
02-549900-4	CHARLES H. SHIH	3,138,562	0	3,138,562	0.00
02-550400-2	MARIAN O. SHIH	2,419,088	0	2,419,088	0.00
03-047900-8	YAO SHIONG SHIO	3,797,667	0	3,797,667	0.00
02-550800-3	WINSLOW EDWIN SHIU	44,442	0	44,442	0.00
02-551200-2	THOMAS SHORTT	428,055	0	428,055	0.00
03-434629-6	ANG SI	3,176,804	0	3,176,804	0.00
03-157503-4	NIMFA M. SI	12,840	0	12,840	0.00
02-551800-9	ELANO SIA	428,006	0	428,006	0.00
02-552000-2	GENEROSO SIA	2,351,894	0	2,351,894	0.00
03-627268-1	KELLY SIA	12,840	0	12,840	0.00
02-552200-8	LOURDES M. SIA	0	50,000	50,000	0.00
02-552400-3	MANUEL SIA	3,546,672	0	3,546,672	0.00
02-553000-8	SIMEONA SIA	656,013	200,000	856,013	0.00
02-553500-1	TIONG CHAN SIA	128,401	0	128,401	0.00
02-553200-3	VICTOR SIA	666,650	0	666,650	0.00
03-587944-9	VICTOR SIA	89,363	0	89,363	0.00
00-602600-9	CHUA SIAM LIM	256,810	0	256,810	0.00
02-554700-2	CHRISTOPHER Y. SIAN	642,009	0	642,009	0.00
03-732074-5	PATRICK SIAO	1,797,672	0	1,797,672	0.00
02-555900-3	ISIDORO B. SIAPNO	456,538	0	456,538	0.00
02-556700-3	RODOLFO A. SIASOCO	171,202	0	171,202	0.00
02-556100-7	CARMEN D. SIASON	428,006	0	428,006	0.00
02-556300-2	PONCIANO C. SIASON	85,601	0	85,601	0.00
02-556400-5	VICTORINO P. SIASON	256,803	0	256,803	0.00
02-556900-9	ALEGRIA R. SIBAL	2,996,014	0	2,996,014	0.00
02-557100-2	EMMANUEL SIBAL	8,054,410	0	8,054,410	0.00
02-557300-8	ANTONIO SIBAYAN	93,853	0	93,853	0.00
02-557600-6	NORMA B. SIBAYAN	45,653	0	45,653	0.00
02-557900-4	MONINA M. SIBULO	192,601	0	192,601	0.00
02-558300-3	JOSE S. SICAT&/OR SYLVIA	128,401	0	128,401	0.00
02-558400-6	JULIET P. SICAT	1,640,033	500,000	2,140,033	0.00
02-558800-7	PABLO T. SICCION	49,544	0	49,544	0.00
03-691771-8	EILEEN SIDDEERS	85,601	0	85,601	0.00
02-560100-5	PATERIO S. SIGUE	228,267	0	228,267	0.00
03-614045-1	LEONARDO SIGUION-REYNA, SR.	1,369,654	0	1,369,654	0.00
02-561200-3	FELICITAS S. SILAYAN	100,000	0	100,000	0.00
02-561400-9	THOMAS HERBERT SILLS	214,002	0	214,002	0.00
02-561500-1	WELLMAN SILONGA	64,200	0	64,200	0.00
02-561900-2	ADORA SILVA	160,506	0	160,506	0.00
02-562000-3	ALFREDO V. SILVA	214,002	0	214,002	0.00
02-562500-7	CLARRISA SILVA	160,506	0	160,506	0.00
02-562800-5	DIOSDADO M. SILVA	42,800	0	42,800	0.00
02-562700-2	DIVINA SILVA	160,506	0	160,506	0.00
02-562900-8	GUILLERMO R. SILVA	71,013	250,000	321,013	0.00
02-563100-1	MA. ELENA Z. SILVA	802,527	0	802,527	0.00
03-257619-4	MA. EMILIA Z. SILVA	642,026	0	642,026	0.00
02-563200-4	NATHANIEL D. SILVA	28,529	0	28,529	0.00
02-563300-7	OLINDO R. SILVA	674,109	0	674,109	0.00
02-563500-2	ORLANDO SILVA	256,803	0	256,803	0.00
02-563600-5	PRESENTACION Z. SILVA	684,809	0	684,809	0.00
02-564500-8	REMEDIOS L. SILVA	11,362	40,000	51,362	0.00
02-564400-5	REYNALDO SILVA	42,800	0	42,800	0.00
02-564300-2	RHESSA SILVA	160,506	0	160,506	0.00
02-561700-7	ABEL Z. SILVA III	1,765,541	0	1,765,541	0.00
03-257519-1	JOSE MA. Z. SILVA IV	642,026	0	642,026	0.00
02-565200-5	HAYDEE T. SILVERIO	428,006	0	428,006	0.00
02-566000-5	MARIA CARMEN J. SILVERIO	79,801	70,000	149,801	0.00
02-565500-3	MELINDA R SILVERIO	19,468	0	19,468	0.00
02-566800-7	ALEGRIA B. SILVESTRE	85,601	0	85,601	0.00

02-567100-3	VIVENCIO SILVESTRE	128,401	0	128,401	0.00
03-504539-9	ALEXANDER SIM	6,848,273	0	6,848,273	0.00
03-588744-9	ALEXANDER SIM&/OR MELENDRIANA SIM	10,079,808	0	10,079,808	0.01
02-567200-6	FRANCISCO SIM	2,042,794	0	2,042,794	0.00
02-567300-9	LOURDES SIM	684,809	0	684,809	0.00
02-791100-7	TIAN SIM	1,540,821	0	1,540,821	0.00
02-567800-2	ESTELITA G. SIMBA	271,004	50,000	321,004	0.00
02-567900-5	AMELIA SIMBORIO	85,601	0	85,601	0.00
02-568400-7	RUBEN SIMON	449,406	0	449,406	0.00
02-568300-4	MIGUEL SIMON JR.	214,002	0	214,002	0.00
02-568600-2	CONSTANCIO SIMPAS JR.	684,809	0	684,809	0.00
02-570100-6	PACIFICO YAP KEE SING	428,006	0	428,006	0.00
02-570700-2	DHARAMJIT SINGH	428,006	0	428,006	0.00
03-530639-2	VICENTE I. SINGIAN	4,000,000	0	4,000,000	0.00
02-571600-5	CASH T. SINGSON	214,002	0	214,002	0.00
03-758374-8	GABRIEL C. SINGSON	1	0	1	0.00
02-572000-4	LUCILA C. SINGSON	100,000	0	100,000	0.00
02-572400-5	MANUEL S. SINGSON	233,325	0	233,325	0.00
02-572900-9	ERNESTO SINGWEY	42,800	0	42,800	0.00
02-573100-2	PATSEY SINISCALCO& JOAN SINISCALCO JT/TEN/WROS	171,202	0	171,202	0.00
02-573200-5	MARIANO A. SIO	713,021	249,994	963,015	0.00
02-573300-8	ROSIE C SIO	166,662	0	166,662	0.00
02-573600-6	SANTIAGO SIO	4,920,099	0	4,920,099	0.00
03-615645-3	TIAT KING SIO	27,566	0	27,566	0.00
02-573700-9	VICENTE C. SIO	456,538	0	456,538	0.00
03-339524-8	FRANKLIN SIOCO	385,215	0	385,215	0.00
02-574500-9	ANTONIO L. SIOSON	5,559,815	0	5,559,815	0.00
02-574600-1	FLORENCIO Z. SIOSON	299,601	0	299,601	0.00
02-574700-4	FLORENCIO Z. SIOSON	898,804	0	898,804	0.00
02-574800-7	JOSEFINA D. SIOSON	1,511,930	0	1,511,930	0.00
02-575100-3	LILIA L. SIOSON	428,006	0	428,006	0.00
02-575200-6	PEDRO B. SIOSON	856,013	0	856,013	0.00
02-575300-9	PRIMITIVA T. SIOSON	214,002	0	214,002	0.00
02-575400-1	CONCEPCION A. SIRUNO	214,002	0	214,002	0.00
02-575500-4	ANTONIO R. SISANTE	1,550,415	118,250	1,668,665	0.00
03-154803-6	ALEXANDER J. SISON	117,406	0	117,406	0.00
02-575600-7	AMELIA SISON	1,956,823	0	1,956,823	0.00
02-575800-2	AMELIA M. SISON	107,515	0	107,515	0.00
02-575900-5	ARISTON S. SISON	513,607	0	513,607	0.00
02-576400-7	CONCEPCION SISON	428,006	0	428,006	0.00
02-576200-1	CONRADO A. SISON	42,800	0	42,800	0.00
02-576300-4	CORAZON P. SISON	27,098	5,000	32,098	0.00
02-576100-9	CYNTHIA SISON	45,601	0	45,601	0.00
02-576700-5	EDUARDO H. SISON	85,601	0	85,601	0.00
02-576800-8	ERNESTINA SISON	3,595,255	0	3,595,255	0.00
02-577100-4	FRANCISCO C. SISON	428,006	0	428,006	0.00
03-251117-1	GIDEON SISON	1,438,654	0	1,438,654	0.00
02-578000-7	JULIAN SISON	2,054,440	0	2,054,440	0.00
02-578900-1	LUIS V.Z. SISON&/OR ASUNCION O. SISON	28,404	0	28,404	0.00
02-578200-2	LUZ M. SISON	6,906,650	0	6,906,650	0.00
02-579000-2	MARIA SISON	856,013	0	856,013	0.00
02-579100-5	MARIROSE Q. SISON	42,800	0	42,800	0.00
03-176905-8	MIGUEL A.B. SISON	2,263,122	0	2,263,122	0.00
02-579500-6	OLGA M SISON	85,601	0	85,601	0.00
02-579800-4	PELAYO R SISON	22,221	0	22,221	0.00
02-579700-1	PETER SISON	849,452	0	849,452	0.00
03-301224-3	ROBERT ANTHONY C. SISON	64,202	0	64,202	0.00
02-783700-3	TE SIU HA	9,992,123	0	9,992,123	0.00
03-350424-8	GLORIA ONG SIU KIM	5,295,666	0	5,295,666	0.00
02-741800-1	TAN SIU LAN	856,013	0	856,013	0.00
02-581500-3	ALFONSO SIY	2,618,367	0	2,618,367	0.00
03-708874-7	ALFONSO SIY&/OR ANG PUE TIN	20,000,000	0	20,000,000	0.01
02-580900-9	ANITA SIY	200,000	0	200,000	0.00
02-581700-9	BENITO G. SIY	5,512,778	0	5,512,778	0.00
03-300224-8	CAROLYN SIY	99,999	0	99,999	0.00
02-582400-6	GEORGE T. SIY	142,026	0	142,026	0.00
02-582700-4	JOSE SIY	770,411	0	770,411	0.00
02-583100-3	JUANITO SIY	136,960	0	136,960	0.00
02-583600-7	SHIRLEY T SIY	64,200	0	64,200	0.00
02-584600-2	GEORGE SKAFF	4,588,222	0	4,588,222	0.00
02-584700-5	ARTHUR JOHN SKIDMORE&AND MRS. EDWINA MAY SKIDMORE	481,505	0	481,505	0.00
02-584800-8	BORIS SKULCZUK	85,601	0	85,601	0.00
02-585000-1	WILLIAM J. SLIE SR.	42,800	0	42,800	0.00
02-585100-4	CAROLINE ANNE SLOCOCK	214,002	0	214,002	0.00
02-585200-7	GERALD JOHN SLOCOCK	214,002	0	214,002	0.00
02-585600-8	HAROLD LEONARD SMALL	1,498,022	0	1,498,022	0.00
02-585500-5	HOMER E. SMALL& MRS.SMALL JT/WROS 121	642,009	0	642,009	0.00
03-794874-3	CHARLENE JOY T. SMITH	71,677	0	71,677	0.00
02-585900-6	CHARLES E. SMITH	85,601	0	85,601	0.00

02-586000-7	GRAHAM PETER SMITH& MARJORIE SMITH	214,002	0	214,002	0.00
02-586200-2	IDA SMITH	1,405,995	0	1,405,995	0.00
03-736074-7	JOHN CROMBIE SMITH	759,375	0	759,375	0.00
02-586300-5	LOUIS C. SMITH	321,004	0	321,004	0.00
02-586900-1	JERRY H. SNAVELY	428,006	0	428,006	0.00
02-587000-2	ROBERT C. SNIDER & DOROTHY SNITTEES UDT DTD 7-24-80 FBO ROBEF	1,070,015	0	1,070,015	0.00
02-587400-3	AMADO SO&/OR ARSENIA SO	64,202	0	64,202	0.00
02-587900-7	CORAZON CO SO	32,137	0	32,137	0.00
02-588500-1	GONZALO SO	428,006	0	428,006	0.00
02-588700-7	HENRY C. SO	1,123,483	0	1,123,483	0.00
02-589000-3	INOCENCIO SO	299,601	0	299,601	0.00
03-171703-9	JAMES PHILLIP L. SO	34,240	0	34,240	0.00
03-536239-4	MA. CECILIA SO	227,241	0	227,241	0.00
02-589500-7	MANUEL SO	423,078	0	423,078	0.00
02-589400-4	MARIA C. SO	428,006	0	428,006	0.00
03-347124-7	MARILOU F. SO	17,120	0	17,120	0.00
03-447530-3	MEI MEI C SO	85,602	0	85,602	0.00
02-590500-9	RAYMOND SO	456,539	0	456,539	0.00
02-590100-8	RUBEN A. SO	167,041	0	167,041	0.00
02-590700-4	TERESITA SO	214,002	0	214,002	0.00
02-591100-3	WILLIAM NELSON SO	428,006	0	428,006	0.00
03-558639-8	NORBERTO L. SO-AN	1,597,592	0	1,597,592	0.00
02-591200-6	PERLA U. SO-AN	737,703	0	737,703	0.00
02-591500-4	PERLA U. SO-AN	283,730	0	283,730	0.00
03-565941-1	ARTHUR SOBERANO&/OR GUILLERMINA SOBERANO	3,199,998	0	3,199,998	0.00
03-293322-7	DOMINGO SOBERANO	77,043	0	77,043	0.00
02-591800-2	ROBERTO E. SOBERANO	428,006	0	428,006	0.00
02-591900-5	PERLA SOBREPENA	856,013	0	856,013	0.00
03-257319-6	URSON SOCLADEN	128,405	0	128,405	0.00
02-592600-2	URSULO SOCLADEN	128,401	0	128,401	0.00
02-593100-4	MIGUEL C. SOL	54,200	10,000	64,200	0.00
02-593200-7	ARSENIO A. SOLANO	256,793	0	256,793	0.00
02-593500-5	ERNESTO D. SOLANO	0	124,996	124,996	0.00
02-593400-2	DOMINGO E SOLANO JR.	136,964	0	136,964	0.00
02-593800-3	ALFREDO SOLANOY&/OR ROSA C. SOLANOY	25,678	0	25,678	0.00
02-594000-7	OSCAR SOLAPCO	797,637	599,987	1,397,624	0.00
03-562539-3	FRANCIS SOLCO	6,270,000	0	6,270,000	0.00
02-594600-3	ZOSIMO D. SOLIDEO	299,604	0	299,604	0.00
02-594400-8	ESTRELLA D. SOLIDUM	214,000	0	214,000	0.00
02-594800-9	ALICIA T. SOLINAP	64,200	0	64,200	0.00
02-594900-1	JEPTE SOLINAP	410,326	0	410,326	0.00
02-595700-1	BING R. SOLIS&/OR CORA SOLIS	412,168	0	412,168	0.00
02-595800-4	CELIA S. SOLIS	342,405	0	342,405	0.00
03-273719-7	JOSEFINA SOLIS	430,070	0	430,070	0.00
03-426729-9	JOSEPHINE D. SOLIS	136,964	0	136,964	0.00
02-596400-9	SALVADOR SOLIS	1,284,049	0	1,284,049	0.00
03-382527-9	CASIMERO A. SOLIS, JR.	13,333	0	13,333	0.00
02-596700-7	MANUEL T. SOLLER	642,009	0	642,009	0.00
02-597200-9	NAPOLEON F. SOLON	32,800	0	32,800	0.00
03-671971-1	SATURNINO U. SOLPICO	1,000,000	0	1,000,000	0.00
02-597300-1	EDMUNDO A. SOMAZA	299,601	0	299,601	0.00
02-597400-4	ROSELYN J. SOMBILON	228,267	0	228,267	0.00
02-597700-2	ANTONIO L. SOMERA	7,100	0	7,100	0.00
03-296024-1	HERMAN C. SOMERA	256,810	0	256,810	0.00
02-597800-5	MILAGROS A. SOMERA	64,200	0	64,200	0.00
02-597900-8	NATIVIDAD J. SOMERA	296,816	0	296,816	0.00
02-598000-9	PATRICINIO P. SOMERA	12,837	0	12,837	0.00
02-598100-1	RAMON DEL ROSARIO SOMES JR	214,002	0	214,002	0.00
02-598300-7	FAUSTO Q. SOMOZA	856,013	0	856,013	0.00
02-598200-4	FAUSTO A. SOMOZA JR	299,601	0	299,601	0.00
02-599300-2	MARCELINO O. SONON JR.	61,046	0	61,046	0.00
02-599400-5	JESUS T. SONORA	85,601	0	85,601	0.00
02-599500-8	MARCELINO T. SOON	32,011	0	32,011	0.00
02-599800-6	SU SUI SOON	161,273	0	161,273	0.00
02-600200-4	ALEJANDRO SORIA	4,793,791	0	4,793,791	0.00
02-599900-9	ALEJANDRO L. SORIA	704,160	0	704,160	0.00
03-242317-1	ALLAN B. SORIA&/OR ALEJANDRO L. SORIA	154,083	0	154,083	0.00
03-242717-2	MA. LINDA B. SORIA&/OR ALEJANDRO L. SORIA	85,602	0	85,602	0.00
03-242417-4	MA. LUZ B. SORIA&/OR ALEJANDRO L. SORIA	128,403	0	128,403	0.00
03-599845-6	VISMINDA C. SORIA	18,067	0	18,067	0.00
03-242517-7	ALEJANDRO B. SORIA, JR.&/OR ALEJANDRO L. SORIA	171,205	0	171,205	0.00
02-601000-4	ALBERTO SORIANO	24,998	0	24,998	0.00
02-601400-5	ALBERTO S. SORIANO&/OR LILLIAN A. SORIANO	250,000	0	250,000	0.00
02-602300-8	ANA MARIA SORIANO&/OR AIDA C. TEOTICO	457,431	0	457,431	0.00
02-600900-3	ARTURO C. SORIANO	802,510	0	802,510	0.00
02-602800-1	EDNA M. SORIANO	22,133	0	22,133	0.00
03-229112-1	EMMANUEL S. SORIANO	55,881,906	0	55,881,906	0.03
02-603400-6	FANNY J. SORIANO	127,823	0	127,823	0.00
03-226412-3	JAIME N. SORIANO	385,215	0	385,215	0.00

03-565041-7	JAIME N. SORIANO	237,050	0	237,050	0.00
02-603600-1	JOSE ULANDAY SORIANO	256,803	0	256,803	0.00
02-603700-4	JUDY O. SORIANO	1,712,023	0	1,712,023	0.00
02-604100-3	LICERIA B. SORIANO	393,607	0	393,607	0.00
02-604200-6	MARIO V. SORIANO	808,904	0	808,904	0.00
02-604500-4	MERCEDES SORIANO	3,210,049	0	3,210,049	0.00
02-604900-5	PURIFICACION A. SORIANO	428,006	0	428,006	0.00
02-605100-9	ROGELIO C. SORIANO	0	249,993	249,993	0.00
02-602500-3	CLODOVEO SORIANO JR.	321,004	0	321,004	0.00
02-604800-2	PANTALEON SORIANO JR.	42,800	0	42,800	0.00
02-605700-5	RENATO M. SORIMA	42,800	0	42,800	0.00
02-605800-8	JOSE SORRETA	428,006	0	428,006	0.00
02-606500-5	ERNESTO SOTALBO	42,800	0	42,800	0.00
02-607200-2	ALFONSO C SOTO	181,084	0	181,084	0.00
02-607300-5	JOSE VICENTE SOTO	428,006	0	428,006	0.00
02-607400-8	RODOLFO C. SOTO	64,200	0	64,200	0.00
02-607000-7	ALFREDO SOTO SR.	42,800	0	42,800	0.00
02-607700-6	ALFEO M. SOTTO&/OR REYNERIA B. SOTTO	128,401	0	128,401	0.00
02-607600-3	ALICE SOTTO	1,712,026	0	1,712,026	0.00
02-607800-9	ANTONIO O. SOTTO	6,420,099	0	6,420,099	0.00
02-608000-2	FERNANDO Q. SOTTO	578,235	0	578,235	0.00
02-608100-5	MA. ANTONIA SOTTO	145,696	0	145,696	0.00
02-608200-8	RODRIGO S.J. SOTTO	1,059,315	0	1,059,315	0.00
03-448330-3	RODRIGO V. SOTTO	3,508,009	0	3,508,009	0.00
03-328224-3	CIRILA SOUBERON	128,405	0	128,405	0.00
02-608700-1	ANDREA SOYAO	85,601	0	85,601	0.00
02-608800-4	MARCELO SOYAO	215,026	0	215,026	0.00
02-608900-7	SHIRIA SOYAO	91,202	0	91,202	0.00
02-609300-6	JOHN W. SPAKOWSKI II	428,006	0	428,006	0.00
01-837800-1	MARINA A. STA MARIA	42,800	0	42,800	0.00
00-102800-5	AUGUSTO STA. ANA	702,310	224,994	927,304	0.00
00-103100-1	GODOFREDO STA. ANA	256,803	0	256,803	0.00
00-103500-2	JOSE ANTONIO P. STA. ANA	288,903	0	288,903	0.00
00-617600-7	ELIAS STA. CLARA	321,004	0	321,004	0.00
00-618000-6	ROMUALDO STA. CLARA	428,006	0	428,006	0.00
01-837500-3	ANGELITO STA. MARIA	214,002	0	214,002	0.00
03-770774-7	CARMELITA E. STA. MARIA	1,000,000	0	1,000,000	0.00
01-837600-6	FELICIDAD ARANDA STA. MARIA	214,002	0	214,002	0.00
02-378400-4	BEN STA. RITA	428,006	0	428,006	0.00
02-415400-4	TEOFILIO STA. ROSA	855,646	300,000	1,155,646	0.00
02-610900-4	ALAN STANTON ESQ.	542,009	100,000	642,009	0.00
02-611000-5	ARCHI STAPLETON	42,800	0	42,800	0.00
02-611400-6	JOHN E. STEPHENSON	428,006	0	428,006	0.00
02-611700-4	CONSUELO STEWART	353,097	0	353,097	0.00
02-611800-7	LORETO F. STEWART	1,857,535	0	1,857,535	0.00
02-612200-6	GERALD VINCENT STILLMAN&/OR INGRID RITA STILLMAN	271,004	50,000	321,004	0.00
03-533439-3	PATRICIA A. STO. TOMAS	71,109	0	71,109	0.00
03-726074-6	CHRISTIAN D. STORCK	1,000,000	0	1,000,000	0.00
03-725974-5	WILLIAM P. STORCK	1,000,000	0	1,000,000	0.00
02-612300-9	ALTHEA STORR& BRIAN ROB MALIN, EXECUTORS	114,002	100,000	214,002	0.00
02-612500-4	SARA STUART	85,601	0	85,601	0.00
02-612600-7	CLAUDE ARCHIBALD STYLES-HUDSON	3,210,001	0	3,210,001	0.00
02-612900-5	RUBEN SY SU	3,210,049	0	3,210,049	0.00
02-613000-6	JUANA ANG SUA	642,009	0	642,009	0.00
02-613200-1	CO SUAN	214,002	0	214,002	0.00
02-613700-5	ALEJANDRA E. VDA. DE SUAREZ	428,006	0	428,006	0.00
03-649371-6	ERLINDA N. SUAREZ	142,846	0	142,846	0.00
02-614100-4	ERNESTA SUAREZ	133,332	0	133,332	0.00
02-614600-8	LILIA H SUAREZ	3,244,454	0	3,244,454	0.00
02-614800-3	LILIA H. SUAREZ	2,508,685	0	2,508,685	0.00
02-614900-6	MA. LOURDES SUAREZ	2,710,049	500,000	3,210,049	0.00
02-615300-5	PABLO R. SUAREZ	433,607	80,000	513,607	0.00
02-615200-2	PAZ SUAREZ	35,505	124,996	160,501	0.00
02-615700-6	REYNALDO A. SUAREZ	113,686	332,495	446,181	0.00
02-615600-3	ROMARICO D. SUAREZ	455,382	0	455,382	0.00
02-615800-9	SABAS SUAREZ	21,137,885	0	21,137,885	0.01
03-502039-4	STANLEY SUAREZ	10,751,788	0	10,751,788	0.01
02-616000-2	VERONICA SUAREZ	42,800	0	42,800	0.00
02-616100-5	EDUARDO SUATENGCO SR.	142,388	10,000	152,388	0.00
02-616200-8	FRANCIS TAN SUAZO	385,205	0	385,205	0.00
03-368624-8	ARTURO L. SUBIJANO	62,209,583	0	62,209,583	0.03
02-616500-6	CYNTHIA V. SUBIJANO	513,607	0	513,607	0.00
02-616600-9	PATERNO O. SUCALIT	102,718	0	102,718	0.00
02-617000-8	CARMELITA G. SUGAY	128,401	0	128,401	0.00
02-617600-4	FEDERICO A. SUGUE	214,002	0	214,002	0.00
02-617900-2	DIEGO SUGUITAN	54,239	0	54,239	0.00
02-618100-6	WA CHENG SUI	33,332	0	33,332	0.00
02-618500-7	ELISA C. SULIT	342,404	0	342,404	0.00
02-619200-4	LILIA M. SULIT	136,960	0	136,960	0.00

02-619300-7	MAMERTO D. SULIT	128,401	0	128,401	0.00
02-619600-5	RICARDO Y. SULIT	645,103	0	645,103	0.00
02-619700-8	YOLANDO Q M SULIT	21,400	0	21,400	0.00
02-618300-1	BENIGNO SULIT JR.	8,067	0	8,067	0.00
02-619500-2	RUPERTO SULIT JR.&/OR WENDEL SULIT	128,401	0	128,401	0.00
02-618200-9	BENIGNO SULIT SR.	42,800	0	42,800	0.00
02-620100-3	BONNIE S. SULLIVAN	642,009	0	642,009	0.00
02-620200-6	RAYMOND S SULLIVAN& BONNIE S. SULLIVAN JT/WROS	642,009	0	642,009	0.00
02-620500-4	RESURRECCION SUMALDE&/OR ZOILO SUMALDE	567,480	0	567,480	0.00
02-620600-7	GABRIEL A. SUMAMPONG	770,409	0	770,409	0.00
02-620900-5	ANTONIO L. SUMBINGCO	115,443	0	115,443	0.00
02-621100-9	ANNA MARIE L. SUMERA	214,002	0	214,002	0.00
02-621400-7	NINA S. SUMULONG	321,004	0	321,004	0.00
02-622400-2	FRANCISCO F. SUN	1,171,053	0	1,171,053	0.00
03-462730-3	HENRY SUN	1,463,819	0	1,463,819	0.00
02-622800-3	MARINO SUN	379,406	70,000	449,406	0.00
03-593645-8	NG WAI SUN	4,000,000	0	4,000,000	0.00
03-478230-3	TERESA SUN	4,300,714	0	4,300,714	0.00
03-358424-1	MARCOS SUNDIANG	85,598	0	85,598	0.00
02-644800-6	CARMELITO SUNGLAO	684,809	0	684,809	0.00
02-645200-5	ERLINDA R.S. SUNICO	214,002	0	214,002	0.00
02-645800-1	ANGELO SUNTAY	1,926,029	0	1,926,029	0.00
02-646300-3	ISABEL C. SUNTAY	684,811	0	684,811	0.00
02-645900-4	EMILIO C. SUNTAY JR.	684,811	0	684,811	0.00
02-646600-1	TEODORO LL. SUPANGAN	428,006	0	428,006	0.00
02-647200-6	MARGARITA SURATOS	144,449	0	144,449	0.00
02-647300-9	EPIFANIO B. SURBAN	642,009	0	642,009	0.00
02-647900-5	C. P. SUTERIO JR.	674,109	0	674,109	0.00
03-610845-1	GO TIAM SUY	24,000,000	0	24,000,000	0.01
02-648100-9	PETER LIM LO SUY	349,993	0	349,993	0.00
03-504639-1	SYSON SUY	340,862	0	340,862	0.00
02-648300-4	ADOLFO S. SUZARA	1,545,356	0	1,545,356	0.00
02-648700-5	ANDREW J SVENTYAND DONALD B. SMITH JT/WROS	428,006	0	428,006	0.00
02-649000-1	ARNOLD H. SWANSON	684,810	0	684,810	0.00
03-611345-3	ROBERT A. SWANSON	400,000	0	400,000	0.00
02-649200-7	CLARK M. SWEENEY	963,014	0	963,014	0.00
02-649400-2	JOSEPH A. SWEENEY JR.&/OR THERESA B. SWEENEY JTWS	642,009	0	642,009	0.00
02-649500-5	WALTER SWIFT	321,004	0	321,004	0.00
02-650100-6	ALBERT SY	256,803	0	256,803	0.00
03-460830-5	ALBERT Y. SY	273,930	0	273,930	0.00
02-649800-3	ANA SY	6,761,148	0	6,761,148	0.00
03-666471-4	ANDREW CHUA SY	2,015,962	0	2,015,962	0.00
03-228912-8	ANITA K. SY	665,122	0	665,122	0.00
02-650000-3	ANITA L. SY	96,300	0	96,300	0.00
02-651100-1	AQUILINA SY	1,075,105	0	1,075,105	0.00
03-751074-1	AVELINA SY	273,930	0	273,930	0.00
02-651700-8	CANDICE SY	621,731	0	621,731	0.00
02-651600-5	CARMEN SY	337,621	0	337,621	0.00
02-652000-4	CHARLES T SY	4,527,114	0	4,527,114	0.00
02-651900-3	CHESTER SY	256,803	0	256,803	0.00
03-719674-8	CHESTER O. SY	185,718	0	185,718	0.00
03-135700-2	CHRISTOPHER M. SY	4,108,963	0	4,108,963	0.00
02-651500-2	CLARA COOTAUCO SY	0	279,116	279,116	0.00
02-652100-7	CRISTINA SY	1,605,023	0	1,605,023	0.00
02-652700-3	EMERENCIANA SY	45,591	0	45,591	0.00
02-652500-8	EMILIANO SY	1,209,766	0	1,209,766	0.00
03-206008-3	ERNESTO SY	200,000	0	200,000	0.00
03-289922-5	ERWIN S. SY	31,411	0	31,411	0.00
02-654000-5	ISABELA ROQUE SY	580,000	0	580,000	0.00
02-654700-4	JEAN S. SY	178,757	30,000	208,757	0.00
02-709700-9	JOHN TAN KIAT SY	963,013	0	963,013	0.00
02-655300-9	JOHNNY SY	2,015,909	0	2,015,909	0.00
02-655500-4	JOHNNY SY	361,341	0	361,341	0.00
02-655600-7	JOHNNY C. SY	5,092	0	5,092	0.00
03-195308-2	JUANITA SY	1,095,686	0	1,095,686	0.00
03-287322-8	JUANITO SYITF JEFFERSON LONG	68,481	0	68,481	0.00
03-287522-3	JUANITO SYITF JEOFFREY LONG	68,481	0	68,481	0.00
02-670400-6	KHIM PIAO SY	33,388,636	0	33,388,636	0.02
03-188407-2	LOLITA M. SY	684,827	0	684,827	0.00
02-656300-4	LUZ T. SY	2,168	0	2,168	0.00
02-658600-3	MARIA SY	488,885	0	488,885	0.00
02-658200-2	MARIO SY	2,687,876	0	2,687,876	0.00
02-659000-2	MEE JEAN SY	200,000	0	200,000	0.00
02-658000-7	MINA SY	63,712	0	63,712	0.00
02-659500-6	NANCY ABELLA SY	50,397	0	50,397	0.00
03-375525-8	NELSON SY	1,000,000	0	1,000,000	0.00
03-610945-4	NOEL SINCLAIR SY	18,936	0	18,936	0.00
02-661700-9	RAMON L. SY	321,004	0	321,004	0.00
02-663600-7	REYNALDO ROQUE SY	150,000	0	150,000	0.00

03-192408-9	RICHARD G. SY	10,645	0	10,645	0.00
02-661900-4	ROBERT SY	128,324	0	128,324	0.00
02-661600-6	ROMEO SY	1,284,019	0	1,284,019	0.00
02-663900-5	ROSALINDA SY	449,405	0	449,405	0.00
03-150103-5	ROSALINDA SY	64,157	0	64,157	0.00
02-662600-1	ROSENDO SY	14,894,906	0	14,894,906	0.01
02-665100-4	TERESITA G. SY	66,331	0	66,331	0.00
02-677100-6	TIONG SHIOU SY	4,453,737	882,298	5,336,035	0.00
03-345924-8	TOMMY S. SY	1,027,213	0	1,027,213	0.00
02-667000-2	WILLIAM SY	2,568,038	0	2,568,038	0.00
03-637471-7	WILLIAMSON STEVEN C. SY	2,015,962	0	2,015,962	0.00
02-667600-9	SY BUN KONG	200,000	0	200,000	0.00
02-667500-6	JESUS L. SYBICO	428,006	0	428,006	0.00
02-668600-4	ALFRED SYCIP	473	0	473	0.00
02-668900-2	DAVID SYCIP	1,070,015	0	1,070,015	0.00
03-420229-2	PAUL SYCIP	731,909	0	731,909	0.00
02-669000-3	ENRIQUE SYFARGO	856,013	0	856,013	0.00
02-669800-5	VIRGINIA SYJUCO	2,150,300	0	2,150,300	0.00
02-669900-8	VIRGINIA SYJUCO	1,075,150	0	1,075,150	0.00
02-670600-1	JOSE L. SYKIAMCO	475,347	166,662	642,009	0.00
02-671400-1	TEODORO T. SYLIANCO	3,192,003	0	3,192,003	0.00
02-672200-1	EMERENCIANA S. SYLIANTENG	10,894,072	0	10,894,072	0.01
02-677300-1	CARLOS V. SYYP	2,419,088	0	2,419,088	0.00
03-205908-2	FRANCIS SZE	46,867	0	46,867	0.00
02-677800-5	FRANCISCO P. TAALA	54,200	10,000	64,200	0.00
03-763974-8	TIRSO S. TAALA	1,000,000	0	1,000,000	0.00
03-308024-6	RUTH HESTER T. TABADA	128,405	0	128,405	0.00
02-678200-4	GERONIMO TABAMO	214,002	0	214,002	0.00
02-678600-5	ROY P. TABANDA	428,006	0	428,006	0.00
02-678700-8	SANTIAGO P. TABANDA	856,013	0	856,013	0.00
02-678900-3	SANTIAGO P. TABANDA	2,140,033	0	2,140,033	0.00
02-679000-4	WYE TABANDA	428,006	0	428,006	0.00
02-679100-7	ROBERT R. TABBERRAH, JR.	71,675	0	71,675	0.00
02-679300-2	LUCIE TABERNILLA	85,601	0	85,601	0.00
02-679700-3	RAUL T. TABING	54,239	0	54,239	0.00
02-679800-6	EVANGELINE C. TABIOS	85,601	0	85,601	0.00
02-680000-6	BARTOLOME TABLANTE	56,411	0	56,411	0.00
02-681400-2	MARIA CECILIA L. TABUENA	1,091,360	0	1,091,360	0.00
02-681200-7	MARICIA D. TABUENA	539,145	0	539,145	0.00
02-681100-4	MARILET D. TABUENA	1,723,942	0	1,723,942	0.00
02-681500-5	VICTOR L. TABUENA	1,041,360	0	1,041,360	0.00
02-681600-8	EULOGIO P. TAC-AN	32,100	0	32,100	0.00
02-682000-7	DOLORFINO TACTACAN	1,288,096	150,000	1,438,096	0.00
02-682200-2	PACIFICO B. TACUB	4,589,994	0	4,589,994	0.00
02-682900-1	PIO TADAOAN	428,006	0	428,006	0.00
03-547339-3	MELECIO TADE	36,964	0	36,964	0.00
02-683400-3	PATRICIA A. TAGAYSAY	288,903	0	288,903	0.00
02-683800-4	LUCENITO N. TAGLE	303,589	0	303,589	0.00
02-683900-7	SEGUNDINA S. TAGLE	428,006	0	428,006	0.00
02-684300-6	MARIO U. TAGORDA	64,200	0	64,200	0.00
02-684200-3	BASILIO TAGORIO&/OR HERMINIA TAGORIO	42,800	0	42,800	0.00
02-684400-9	ADRIANO L. TAGUDIN	885,237	0	885,237	0.00
02-684900-2	ALVENISO B. TAGUINOD	321,004	0	321,004	0.00
02-685100-6	ANTONIO D. TAINO	284,044	0	284,044	0.00
02-685900-8	ROSALINDA M. TAJONERA	167,041	0	167,041	0.00
02-686000-9	LOURDES T. TAKAI	40,405	0	40,405	0.00
02-686700-8	GUILLERMA TALAG	214,002	0	214,002	0.00
02-686900-3	MARIA R. TALAG	214,002	0	214,002	0.00
02-687000-4	MARIANO R. TALAG	806,359	0	806,359	0.00
02-687100-7	RODOLFO TALAG	214,002	0	214,002	0.00
02-687400-5	CARMENCITA TALAMPAS	85,601	0	85,601	0.00
02-687300-2	ANGEL TALAMPAS JR.	214,002	0	214,002	0.00
02-687700-3	BENJAMIN S. TALAN	487,909	0	487,909	0.00
02-687800-6	HELEN TALARICO& CRAIG TALARICO	214,002	0	214,002	0.00
02-688500-3	ULYSSES R. TALAVERA	219,816	0	219,816	0.00
02-688600-6	ESTER V. TALENS	214,002	0	214,002	0.00
03-419729-4	MARIO TALENS	60,597	0	60,597	0.00
02-688800-1	JOEL B. TAMBAOAN	1,086,503	0	1,086,503	0.00
02-688900-4	NENITA B. TAMBASEN	42,800	0	42,800	0.00
02-689000-5	ANGELINA RAVAL TAMESIS	944,576	300,000	1,244,576	0.00
02-689600-1	FLORENCIO TAMESIS	1,389,759	240,000	1,629,759	0.00
02-689700-4	JESUS V. TAMESIS	362,168	0	362,168	0.00
02-689800-7	GEORGE A. TAMKING	128,401	0	128,401	0.00
02-690000-7	MARIA TAMKING	15,000	0	15,000	0.00
02-690200-2	ARSENIO TAMONDONG	1,968,039	600,000	2,568,039	0.00
02-690400-8	AIDA TAN	1,070,015	0	1,070,015	0.00
02-692200-3	ALBINO TAN	8,627,463	0	8,627,463	0.00
02-690600-3	ALEX TAN	684,809	0	684,809	0.00
02-693700-2	ALFREDO L. TAN	4,838,179	0	4,838,179	0.00

03-623068-4	ALLEN TAN	2,927,638	0	2,927,638	0.00
03-573742-4	ALLEN TAN	1,136,208	0	1,136,208	0.00
03-570942-3	ALLEN TAN	4,000,000	0	4,000,000	0.00
02-692500-1	ANDREW C. TAN	302,871	0	302,871	0.00
02-691500-6	ANGEL TAN	4,684,100	0	4,684,100	0.00
03-523939-6	ANTONIO TAN	205,244	0	205,244	0.00
02-692700-7	ANTONIO G. TAN	4,333,565	0	4,333,565	0.00
02-693900-8	ANTONIO S. TAN	780,702	0	780,702	0.00
02-694000-9	ANTONIO T. TAN	171,202	0	171,202	0.00
02-692600-4	ARTHUR L. TAN	321,004	0	321,004	0.00
02-695400-5	BENEDICT YU TAN	499,987	0	499,987	0.00
02-696200-5	BENEDICTO C TAN	0	500,000	500,000	0.00
02-695500-8	BENJAMIN TAN	404,319	0	404,319	0.00
02-695800-6	BENJAMIN C. TAN	89,879	0	89,879	0.00
02-695300-2	BERNARD YU TAN	1,412,440	0	1,412,440	0.00
02-695000-4	BETTY TAN	6,869,503	0	6,869,503	0.00
02-696500-3	BONIFACIO Y. TAN	3,284	0	3,284	0.00
02-697700-4	CARLOS S. TAN	99,995	0	99,995	0.00
02-733900-4	CHIN SENG TAN	1,300,785	0	1,300,785	0.00
02-734100-8	CHIN SENG TAN	189,366	0	189,366	0.00
02-734400-6	CHIU UAN TAN	798,810	100,000	898,810	0.00
03-552539-2	CLIMSON P. TAN	201,595	0	201,595	0.00
02-699200-1	CONCHITA TAN	119,680	0	119,680	0.00
02-700500-4	CONCHITA O. TAN	390,346	0	390,346	0.00
02-699300-4	CONSUELO TAN	876,555	0	876,555	0.00
02-700400-1	CONSUELO L. TAN	300,000	0	300,000	0.00
02-699100-9	CORAZON A. TAN	324,995	0	324,995	0.00
03-410629-2	DAMASO B. TAN	14,864	0	14,864	0.00
02-703700-6	EDGARDO A. TAN	526,067	0	526,067	0.00
03-411029-1	EDGARDO B. TAN	237,844	0	237,844	0.00
02-702600-8	ELISEA PASTRANO TAN	29,188,396	0	29,188,396	0.01
02-704600-9	ENRIQUE JOHN F. TAN	12,733	0	12,733	0.00
02-703400-8	ERLINDA TAN	93,038	0	93,038	0.00
03-730874-6	ERWIN TAN	25,681	0	25,681	0.00
02-705400-9	FELIPE TAN	1,643,749	0	1,643,749	0.00
02-705000-8	FELIX TAN	10,415	0	10,415	0.00
02-706100-6	FRANCISCO TAN	452,709	0	452,709	0.00
02-706400-4	FRANCISCO A. TAN	1,754,429	0	1,754,429	0.00
02-706000-3	FRANCISCO O. TAN	1,361,931	150,000	1,511,931	0.00
03-526639-4	FRANCISCO ALBERTO U. TAN	671,777	0	671,777	0.00
02-708100-7	GERONIMA ANA TAN	15,384	0	15,384	0.00
02-707900-3	GODOFREDO TAN	542,009	100,000	642,009	0.00
02-707700-8	GREGORIO TAN	64,200	0	64,200	0.00
02-708300-2	HENRY TAN	3,852,059	0	3,852,059	0.00
03-458030-6	HENRY G.L. TAN	10,751,788	0	10,751,788	0.01
02-709100-2	HERMAN TAN	171,202	0	171,202	0.00
03-385227-7	IRMA G. TAN&/OR IRENE G. TAN	273,930	0	273,930	0.00
02-712400-3	JACINTO TAN	950,169	0	950,169	0.00
03-205608-4	JAMES TAN	25,520	0	25,520	0.00
03-622268-4	JANET TAN	1,066,666	0	1,066,666	0.00
03-690471-4	JEFFREY P. TAN	1,000,000	0	1,000,000	0.00
03-650571-3	JEFFREY TAN TAN	2,048,160	0	2,048,160	0.00
02-711000-7	JIMMY TAN	199,987	0	199,987	0.00
02-712600-9	JOAQUIN TAN	201,589	0	201,589	0.00
02-712800-4	JOAQUIN Q. TAN	3,424,049	0	3,424,049	0.00
03-546239-5	JOHNNY C. TAN	264,713	0	264,713	0.00
02-711900-1	JOHNNY L. TAN	385,198	0	385,198	0.00
03-288522-9	JOSE TAN	134,395	0	134,395	0.00
02-710000-1	JOSE C TAN	285,198	100,000	385,198	0.00
02-709900-4	JOSE NG TAN	131,310	0	131,310	0.00
02-710200-7	JUAN A. TAN&/OR SEGUNDINA O. TAN	2,128,002	0	2,128,002	0.00
02-712500-6	JUANITA TAN	2,784,135	0	2,784,135	0.00
03-330824-7	JUANITA UY TAN	85,877,343	0	85,877,343	0.04
02-710600-8	JULIE TAN	1,643,749	0	1,643,749	0.00
03-320424-5	JUVENCIO TAN	39,949,308	0	39,949,308	0.02
02-713500-1	KATHERINE TAN	39,033	0	39,033	0.00
02-702100-4	KATHERINE TAN&/OR ELENA TAN	781,524	0	781,524	0.00
02-739700-1	LE YAK TAN&/OR RONNIE KAN TAN	40,000	0	40,000	0.00
03-498930-4	LEE SUY TAN	430,069	0	430,069	0.00
03-482430-7	LEE SUY TAN	2,166,318	0	2,166,318	0.00
03-535439-4	LERROY SIM TAN	770,431	0	770,431	0.00
02-715000-9	LOLITA B. TAN	428,006	0	428,006	0.00
02-715100-1	LOURDES TAN	85,601	0	85,601	0.00
02-715700-8	LOURDITA AQUIMO TAN	642,009	0	642,009	0.00
02-717500-3	MA. LUISA REYES TAN	1,926,029	0	1,926,029	0.00
02-718000-5	MA.LOURDES E. TAN	42,800	0	42,800	0.00
02-717100-2	MAMERTA TAN	177,771	0	177,771	0.00
02-717600-6	MARCELO P TAN	10,000,000	0	10,000,000	0.01
03-427529-9	MARILYN TAN	16,435,855	0	16,435,855	0.01

02-716400-5	MARIO TAN	4,722	0	4,722	0.00
03-795874-9	MARK RYAN YAP TAN	1,075,825	0	1,075,825	0.00
03-611845-7	MARVIN TAN	3,000,000	0	3,000,000	0.00
02-716000-4	MARY GO TAN	428,006	0	428,006	0.00
02-717700-9	MERCEDES LOPEZ TAN	315,698	0	315,698	0.00
02-718400-6	NENA J. TAN	1,307,265	0	1,307,265	0.00
02-719600-7	NESTOR TAN	17,380	0	17,380	0.00
02-720100-5	NORBERTO TAN	42,800	0	42,800	0.00
03-733974-5	PABLO TAN	511,930	0	511,930	0.00
02-720600-9	PACITA TAN	971,371	1,249,968	2,221,339	0.00
03-192708-7	PACITA S. TAN	47,340	0	47,340	0.00
02-720200-8	PACITA SIY TAN	2,875,819	0	2,875,819	0.00
02-720800-4	PLACIDA CO TAN	2,439,637	0	2,439,637	0.00
02-722100-6	RAMON TAN	1,348,217	0	1,348,217	0.00
03-676571-8	RAMON TAN	88,822	0	88,822	0.00
02-722000-3	RITA L. TAN	50,000	0	50,000	0.00
02-724700-3	ROLANDO L. TAN	60,824	0	60,824	0.00
03-462130-7	ROLANDO L. TAN	466,065	0	466,065	0.00
02-724800-6	ROLANDO LOPEZ TAN	267,580	0	267,580	0.00
03-599145-7	ROSA ONGCHIP TAN	9,175	0	9,175	0.00
02-725100-2	ROSARIO C. TAN	171,202	0	171,202	0.00
02-722400-4	ROSIE TAN	1,455,412	0	1,455,412	0.00
02-723100-1	ROSITA TAN	503,976	0	503,976	0.00
03-379126-7	RUBEN A. TAN	13,696,546	0	13,696,546	0.01
02-726500-9	SALLIE TAN	1,643,749	0	1,643,749	0.00
02-726300-3	SANTA S. TAN	716,764	0	716,764	0.00
02-726800-7	SHEILAH YU TAN	1,669,244	0	1,669,244	0.00
02-741700-9	SIOCK HWA TAN	228,006	0	228,006	0.00
02-741500-3	SIOK BEE TAN	214,002	0	214,002	0.00
02-727200-6	STEPHEN A. TAN	37,300	0	37,300	0.00
03-545739-3	SU TIONG TAN	844,240	0	844,240	0.00
02-727800-2	TEDDY A. TAN	2,274,420	0	2,274,420	0.00
02-742700-4	TENG SING TAN	2,439,617	0	2,439,617	0.00
02-727900-5	TESSIE TAN	1,643,749	0	1,643,749	0.00
02-728100-9	THOMAS TAN	2,140,033	0	2,140,033	0.00
02-743100-3	TO HAO TAN	2,177,903	0	2,177,903	0.00
02-727400-1	TOMAS TAN	642,026	0	642,026	0.00
03-539439-6	TOMAS TAN	2,739,310	0	2,739,310	0.00
03-385027-1	VICENTE MARIANO TAN	28,405	0	28,405	0.00
02-728600-2	VICKY G. TAN	4,280,066	0	4,280,066	0.00
03-333124-4	VICTORIA TAN	25,904	0	25,904	0.00
02-730400-4	VICTORIA L. TAN	2,319	0	2,319	0.00
02-730800-5	VICTORIA S. TAN	100,000	0	100,000	0.00
02-730500-7	VIRGINIA S. TAN	1,643,749	0	1,643,749	0.00
03-346224-4	VIRGINIA YU TAN	133,327	0	133,327	0.00
03-675671-5	VIVIAN C. TAN	920,285	0	920,285	0.00
03-712574-7	VY SON TAN	537,587	0	537,587	0.00
02-743300-9	WAN CHAI TAN	1,027,213	0	1,027,213	0.00
02-731100-1	WILLIAM TAN	642,009	0	642,009	0.00
02-732100-7	ZENAIDA V. TAN	1,229,509	0	1,229,509	0.00
02-733800-1	TAN CHING	378,726	0	378,726	0.00
02-753900-6	JOAQUIN TAN LE BENG	18,936	0	18,936	0.00
02-740900-9	TAN SIAM	228,006	0	228,006	0.00
03-681971-2	ALVIN Y. TAN UNJO	2,128,058	0	2,128,058	0.00
02-743500-4	RAMON T. TAN-BIANA, JR.	192,602	0	192,602	0.00
02-743800-2	BUEN FIESTA S. TANADA	303,589	0	303,589	0.00
02-744400-7	ALEXANDER TANCHAN	119,164	0	119,164	0.00
02-745000-1	CHRISTOPHER CLEMENS Y. TANCHAN	675,000	0	675,000	0.00
02-744700-5	CONSTANTINE TANCHAN	333,025,609	0	333,025,609	0.17
02-745100-4	HENRY J. TANCHAN	14,215,132	0	14,215,132	0.01
02-745200-7	JENNIFER TANCHAN	142,453	0	142,453	0.00
02-746800-9	OLIVER BRYAN Y. TANCHAN	675,000	0	675,000	0.00
02-745600-8	RUFINA TANCHAN	26,691,582	0	26,691,582	0.01
02-745800-3	SANTIAGO TANCHAN	29,900,539	0	29,900,539	0.01
02-746200-2	SANTIAGO TANCHAN	41,645,131	0	41,645,131	0.02
02-746700-6	WILLIE J. TANCHAN	2,233,076	0	2,233,076	0.00
02-746000-7	SANTIAGO TANCHAN III	298,546,547	0	298,546,547	0.15
02-746300-5	SANTIAGO TANCHAN, JR.	15,560,102	0	15,560,102	0.01
02-746900-1	SANTIAGO J. TANCHAN, JR.	161,546,339	0	161,546,339	0.08
03-498230-5	TOMAS TANCHIP	14,052,655	0	14,052,655	0.01
02-747000-2	ALICE K. TANCO	2,927,562	0	2,927,562	0.00
02-747200-8	BONIFACIO TANDYOOG	214,002	0	214,002	0.00
02-747800-4	EMILIA L TANEDO	178,183	0	178,183	0.00
03-564339-9	CAROLYN E. TANG	642,009	0	642,009	0.00
02-748000-8	CLARITA S. TANG	72,401	0	72,401	0.00
03-793274-1	HOPE GOKONGWEI TANG	17,833	0	17,833	0.00
02-748400-9	JANE TANG	585,511	0	585,511	0.00
02-748600-4	JIMMY T. TANG	2,996,014	0	2,996,014	0.00
02-748900-2	LAURENCE TANG	85,601	0	85,601	0.00

02-749400-4	VICENTE TANG	136,960	0	136,960	0.00
03-271419-8	VIVENCIO C. TANG, JR.	128,405	0	128,405	0.00
03-736974-1	JESUSA U. TANGALIN	6,000,000	0	6,000,000	0.00
02-749800-5	NAPOLEON J. TANGANCO	47,686	0	47,686	0.00
02-750000-5	JULITA C. TANGCO	984,019	300,000	1,284,019	0.00
02-750100-8	PABLO TANGCO	64,200	0	64,200	0.00
02-751200-6	ROSALIA PENA TANGLAO	214,002	0	214,002	0.00
02-752000-6	ERNESTO P. TANINGCO	577,807	0	577,807	0.00
03-452130-6	ANTONIO S. TANJANGCO	18,063,001	0	18,063,001	0.01
02-752400-7	ANTONIO ANGEL S. TANJANGCO	7,311,213	0	7,311,213	0.00
03-492630-3	JOSE TANJANGCO&/OR BEATRICE TANJANGCO	333,330	0	333,330	0.00
02-752700-5	LUIS S TANJANGCO	142,724	0	142,724	0.00
03-492430-8	PILAR TANJANGCO&/OR JOSE TANJANGCO	199,998	0	199,998	0.00
02-753600-8	AVELINO TANJUAQUIO	500,000	0	500,000	0.00
03-383827-2	AGAPITO TANJUAQUIO	1,240,080	0	1,240,080	0.00
02-753500-5	LOWELL V. TANJUSAY	42,800	0	42,800	0.00
02-753400-2	JERRY TANJUTCO	183,781	0	183,781	0.00
02-754300-5	INEZ TANLIMCO	17,508,354	0	17,508,354	0.01
02-754400-8	PACIANO TANLIMCO	4,280,066	0	4,280,066	0.00
02-754700-6	JOHN RICHARD TANNER ,ALLAN GORDONBELL & KEITH RICHARD STREETE	214,002	0	214,002	0.00
02-754800-9	ARTURO DE LEON TANO	64,200	0	64,200	0.00
02-755100-5	BENJAMIN TANPOCO	179,760	0	179,760	0.00
02-755200-8	JOHN ROWLAND O TANPOCO	128,401	0	128,401	0.00
02-756000-8	GENEROSO F. TANSECO SR.	213	0	213	0.00
02-756600-4	MA. ROSARIO C. TANSENGCO	63,912	0	63,912	0.00
02-756500-1	MA. TERESA C. TANSENGCO	449,405	0	449,405	0.00
02-756700-7	MARIE ANGELI TANSENGCO	12,781	0	12,781	0.00
02-757000-3	ROSENDO G. TANSINSIN, JR.	42,800	0	42,800	0.00
02-757100-6	JOSE TANSO	1,140,033	0	1,140,033	0.00
02-757200-9	MARIO R. TANTAY	542,009	100,000	642,009	0.00
02-757700-2	ALFRED TANTIANSU &/OR BENJTANTIANSU	4,224,894	0	4,224,894	0.00
02-758200-4	ARACELI B. TANTOCO	171,196	0	171,196	0.00
02-758600-5	OVELIA R. TANTOCO &/ORVITO T. RAMIREZ	2,054,429	0	2,054,429	0.00
02-759700-3	EDBERT TANTUCO	2,015,909	0	2,015,909	0.00
02-759100-7	EDWIN TANTUCO	1,059,183	0	1,059,183	0.00
02-760000-6	ELOISA G. TANTUCO	299,987	0	299,987	0.00
02-759300-2	EMILY TANTUCO	50,000	0	50,000	0.00
02-760300-4	GUILLERMO TANTUCO	70,645	0	70,645	0.00
02-761600-8	RAFAEL TANTUCO	7,526,059	0	7,526,059	0.00
02-762000-7	DELIA S. TANTUICO	1,883,229	0	1,883,229	0.00
02-762600-3	ALBERT TANWIDJAJA	856,013	0	856,013	0.00
03-716474-6	ANNIE M. TANYAG	2,333,250	0	2,333,250	0.00
02-762700-6	ZACARIAS M. TANYAG&/OR LUCILA M. TANYAG	1,946,816	0	1,946,816	0.00
02-762800-9	EDDIE TANYU	856,013	0	856,013	0.00
02-763400-3	REMIGIO TAPAWAN	642,009	0	642,009	0.00
02-763600-9	TERESITA A. TAPIADOR	40,649	7,500	48,149	0.00
02-763800-4	ALBERT RONALD TAPSELL	321,004	0	321,004	0.00
02-763900-7	CLARA EVELYN TAPSELL	214,002	0	214,002	0.00
02-764000-8	THOMAS TARADINE	256,803	0	256,803	0.00
02-764200-3	TOMAS TARAYAO	85,601	0	85,601	0.00
02-764700-7	AUGUSTO TATEL	1,640,033	500,000	2,140,033	0.00
02-765000-3	MODESTO P. TATLONGHARI	214,002	0	214,002	0.00
03-375025-4	MOIRA ANNE TAWSE	64,202	0	64,202	0.00
02-765400-4	ANGELITAY TAY	193,532	0	193,532	0.00
00-607500-3	CHUNG TIONG TAY	68,232,659	0	68,232,659	0.03
03-232415-7	BENJAMIN TAYAG	513,607	0	513,607	0.00
02-766300-7	ILUMINADA C. TAYAG	385,205	0	385,205	0.00
02-766500-2	JESUS TAYAG	68,687	12,673	81,360	0.00
02-766700-8	JACKFERSON TAYAO	77,043	0	77,043	0.00
02-767900-9	ALFRED TE	85,601	0	85,601	0.00
02-768200-5	BENSON JALMASCO TE	2,911	0	2,911	0.00
00-882900-8	DY TE	1,782,074	0	1,782,074	0.00
03-695371-9	ELIZABETH TANG TE	260,597	0	260,597	0.00
03-543139-6	EVANGELINE G. TE	21,000,000	0	21,000,000	0.01
02-768300-8	FELIPA TE	1,745,769	0	1,745,769	0.00
03-550039-8	HONORIO TE	1,373,934	0	1,373,934	0.00
02-769000-5	JULIAN TE&/OR SONIA TE	16,256,297	0	16,256,297	0.01
02-769800-7	LAURO TE&/OR ELEUTERIA	321,004	0	321,004	0.00
02-770000-7	LAURO RAMOS TE&/OR LEONILLO TO TE	642,009	0	642,009	0.00
03-368824-3	LENA TE	64,202	0	64,202	0.00
03-522139-9	LILY TE	357,974	0	357,974	0.00
03-388929-9	LIM KIONG TE	4,300,714	0	4,300,714	0.00
02-770300-5	OSCAR C. TE	4,700,000	0	4,700,000	0.00
03-585844-5	OSCAR C. TE&/OR ANITA TE	49,828	0	49,828	0.00
02-770700-6	ROSITA TE	2,322,549	0	2,322,549	0.00
03-751274-7	CO, TONG TE JR.	1,252,750	0	1,252,750	0.00
03-496330-7	ANTONIO TECSON	1,000,000	0	1,000,000	0.00
02-772300-6	ANTONIO P. TECSON	906,466	0	906,466	0.00
02-772900-2	ISABEL S. TECSON	963,013	0	963,013	0.00

02-773100-6	MARGARET L. TECSON	24,999	0	24,999	0.00
02-773000-3	MARLENE L. TECSON	24,999	0	24,999	0.00
02-773200-9	NESTOR O. TECSON	85,601	0	85,601	0.00
02-773500-7	ROLAND L. TECSON	24,999	0	24,999	0.00
02-773400-4	RONALD TECSON	24,999	0	24,999	0.00
02-773700-2	SOL TECSON	328,006	100,000	428,006	0.00
03-607345-5	TEODORA TECSON-BULA	78,070	0	78,070	0.00
03-602945-4	ARIEL TEE&/OR ANTONIO SIA	3,000,000	0	3,000,000	0.00
02-773900-8	DOROTHY O. TEE	32,800	0	32,800	0.00
02-774100-1	ROSARIO UY TO TEE	142,022	499,987	642,009	0.00
02-774300-7	THOMAS TEE	6,280,507	0	6,280,507	0.00
03-559939-1	MANNY TEE YU	19,618	0	19,618	0.00
03-726674-2	HENRY O. TEE, JR.	799,975	0	799,975	0.00
03-397329-8	VICTOR K.N. TEH	256,810	0	256,810	0.00
02-776500-3	NANCY TEJADA	483,813	0	483,813	0.00
02-776600-6	REG TEJADA	1,112,817	0	1,112,817	0.00
02-776700-9	REGNIER C. TEJADA	214,002	0	214,002	0.00
02-777000-5	LEE A. TELESKO	1,284,019	0	1,284,019	0.00
02-777100-8	JOSEFA O. TELMO	100,794	0	100,794	0.00
02-777300-3	HERBERT TELSHAW	321,004	0	321,004	0.00
02-777400-6	HERBERT L. TELSHAW, JR.	2,148,309	0	2,148,309	0.00
02-777500-9	JUANITA TEMEW	128,405	0	128,405	0.00
03-272419-3	PEDRO TEMPLO	64,202	0	64,202	0.00
02-777800-7	CORAZON O. TEMPORAL	35,505	0	35,505	0.00
02-778100-3	JULIETA A. TENAZAS	50,000	0	50,000	0.00
02-778200-6	ROGACIANO N. TENCHAVEZ	149,801	0	149,801	0.00
02-778300-9	SUSAN P TENEDERO	106,396	0	106,396	0.00
03-419429-6	CHARLENE JOY S. TENEFRANCIA	215,032	0	215,032	0.00
03-419329-3	SHERI ANN S. TENEFRANCIA	215,032	0	215,032	0.00
03-794974-6	SHERI ANN S. TENEFRANCIA	71,677	0	71,677	0.00
03-561539-8	DENNIS A. TENG	3,700,000	0	3,700,000	0.00
02-780000-8	HOA LIM TENG	3,673	0	3,673	0.00
03-653071-6	NGO TENG TENG	13,641,339	0	13,641,339	0.01
02-779000-6	WILLIAM TENG&/OR TECK TENG	19,000,000	0	19,000,000	0.01
02-779400-7	MODESTO B. TENGASANTOS	85,601	0	85,601	0.00
02-780300-6	VIRLEOMAR TENIO	42,800	0	42,800	0.00
03-489730-3	REYLINA I. TENORIO	77,043	0	77,043	0.00
02-780500-1	AMPARO TEODORO	365,945	0	365,945	0.00
02-780700-7	AUGUSTO D. TEODORO	85,601	0	85,601	0.00
02-780900-2	CAROLINA R. TEODORO	1,523,903	0	1,523,903	0.00
02-781000-3	FELIX J. TEODORO	700,000	0	700,000	0.00
02-781200-9	LUIS R. TEODORO	152,389	0	152,389	0.00
03-512039-5	MA. REGINA A TEODORO	66,665	0	66,665	0.00
02-781300-1	MANUELA TEODORO	1,670,478	0	1,670,478	0.00
02-781400-4	MERCEDES C. TEODORO	2,407,537	0	2,407,537	0.00
03-790674-6	MONICA LOUISE PRIETO TEODORO	1,300,000	0	1,300,000	0.00
02-781500-7	NARCISA F. TEODORO	1,300,000	0	1,300,000	0.00
02-781700-2	RAFAEL TEODORO	507,967	0	507,967	0.00
02-781800-5	VICENTE TEODORO	449,406	0	449,406	0.00
03-771374-1	GILBERTO C. TEODORO, JR.	2,407,536	0	2,407,536	0.00
03-592445-7	ERNESTO G. TEOPACO	7,961,122	0	7,961,122	0.00
02-782000-9	MA CECILIA C TEOPACO	1,926,078	0	1,926,078	0.00
02-782300-7	AIDA C. TEOTICO	208,296	0	208,296	0.00
02-782600-5	ALFONSO C. TEOTICO&/OR AIDA TEOTICO	242,569	0	242,569	0.00
02-782500-2	ANTONIO A. TEOTICO	40,254	0	40,254	0.00
02-783000-4	RENE MORTERA TEOTICO JR.	214,002	0	214,002	0.00
03-534739-7	CATHERINE TERNATE	174,697	0	174,697	0.00
03-740174-8	LINO S. TESORERO	859,622	0	859,622	0.00
02-784100-2	MANOLITO B. TESORERO	85,601	0	85,601	0.00
02-784200-5	FRANCISCO TESTA JR.	57,782	0	57,782	0.00
02-784300-8	MODESTO M. TESTON	214,002	0	214,002	0.00
02-784800-1	VALENTIN TEUS	877,413	0	877,413	0.00
02-785500-9	PILAR TEVES	321,004	0	321,004	0.00
02-785700-4	ANDRE MICHAEL THADDEUS	856,013	0	856,013	0.00
02-785800-7	ANDRE MICHAEL THADDEUS	214,002	0	214,002	0.00
02-786300-9	BENNETT LI THELMO	727,610	0	727,610	0.00
02-786400-1	RAYMOND THERIAULT	214,002	0	214,002	0.00
02-786600-7	V. O. THOMAS	214,002	0	214,002	0.00
02-787000-6	PETER LANE THOMPSON	42,800	0	42,800	0.00
02-787100-9	ROLLAND THOMPSON	1,066,666	0	1,066,666	0.00
02-787200-1	BARRY TREVOR ROBSON THORNE	1,611,882	0	1,611,882	0.00
02-787700-5	ANNABELLE LIM TI	3,749,906	0	3,749,906	0.00
03-543539-7	MARIA CO CHIAO TI	390,350	0	390,350	0.00
03-795074-7	PO KIA TI	547,861	0	547,861	0.00
03-239915-9	PO KIA TI	1,369,654	0	1,369,654	0.00
02-912400-7	UY TIAM	856,013	0	856,013	0.00
02-788900-6	ANG TIAN	808,104	0	808,104	0.00
00-125900-6	ANG TIAN	798,732	0	798,732	0.00
02-789000-7	CHIU LIM TIAN	1,679,923	0	1,679,923	0.00

02-239700-2	SING PO TIAN	13,331,498	0	13,331,498	0.01
02-239800-5	SING PO TIAN	4,544,829	0	4,544,829	0.00
02-789200-2	CAROLINA R. TIANCO	321,004	0	321,004	0.00
02-789300-5	LOURDES V. TIANCO	2,276,957	0	2,276,957	0.00
02-789600-3	JOSE T. TIANGCO	42,800	0	42,800	0.00
02-789700-6	LOURDES TIANGCO	4,252	0	4,252	0.00
03-461530-2	PAUL REYNALDO M. TIANGCO	4,664	0	4,664	0.00
02-790600-5	RESTITUTO TIANGCO	35,651,045	0	35,651,045	0.02
02-790700-8	RESTITUTO B TIANGCO	84,615,582	0	84,615,582	0.04
02-790100-1	MANUEL M. TIANGHA	42,800	0	42,800	0.00
03-696171-9	MICHAEL M. TIAOQUI	17,120	0	17,120	0.00
02-791800-6	ROLANDO V. TIBRE	21,371	0	21,371	0.00
02-792900-4	FELISA TICAN	400,000	0	400,000	0.00
02-793300-3	ROSA TICAN	78,114	0	78,114	0.00
02-793500-9	AUXENCIO TICSAY	42,800	0	42,800	0.00
02-793600-1	BELEN TICSON	299,604	0	299,604	0.00
02-793700-4	JULIETA L. TICZON	85,601	0	85,601	0.00
02-793800-7	JULIETA L. TICZON	42,800	0	42,800	0.00
02-794100-3	LOURDES L. TICZON	85,601	0	85,601	0.00
02-794200-6	OTHELOO L. TICZON	85,601	0	85,601	0.00
02-794300-9	PORTIA L. TICZON	85,601	0	85,601	0.00
02-794400-1	ROMEO L. TICZON	91,307	0	91,307	0.00
02-794500-4	ROSSINA L. TICZON	85,601	0	85,601	0.00
02-794600-7	LEONARDO TIENG	9,504	0	9,504	0.00
02-794900-5	AGLAIDINA B. TIENZO	192,607	0	192,607	0.00
02-795000-6	ROBERT E. TIERNEY	428,006	0	428,006	0.00
02-795100-9	ANACLETA J. TIGLAO	42,800	0	42,800	0.00
02-795200-1	CELSO TIGLAO	42,800	0	42,800	0.00
02-795600-2	RODOLFO TIGLAO	42,800	0	42,800	0.00
03-299624-4	CONCEPCION C. TIMARIO	35,505	124,996	160,501	0.00
03-745274-8	AURORA MA. F. TIMBOL	81,999	0	81,999	0.00
02-796500-5	FLORANTE C. TIMBOL	903,113	0	903,113	0.00
03-179705-9	SY ENG TIN	1,835,811	0	1,835,811	0.00
02-796900-6	TIN UY TIN	604,787	0	604,787	0.00
02-797800-9	EDWARD TING	1,999,875	2,499,937	4,499,812	0.00
03-484830-9	JOSEPHINE TING	10,751,788	0	10,751,788	0.01
02-798200-8	NICK G. TING	22,653,720	0	22,653,720	0.01
02-798700-1	TEODORO TING	13,000,000	0	13,000,000	0.01
03-703774-7	MARTIN H. TINIO	26,029	0	26,029	0.00
02-799500-1	MYRNA C. TINIO	3,280,066	1,000,000	4,280,066	0.00
02-799900-2	PACIFICO TINITIGAN	428,006	0	428,006	0.00
02-800200-8	NORMA A. TINSAY	64,202	0	64,202	0.00
02-800600-9	CATALINA C TIO	6,543,622	0	6,543,622	0.00
02-801000-8	DOMINGO TIO	2,000,000	0	2,000,000	0.00
02-801700-7	LEON B. TIO	963,014	0	963,014	0.00
02-802800-5	TEOFILO L. TIO	608,330	0	608,330	0.00
03-367124-9	VIOLETA G. TIO	113,620	0	113,620	0.00
03-546739-9	WILLIAM SOTTO TIO&/OR EDDIE SOTTO TIO	256,810	0	256,810	0.00
02-803700-8	FERMINA R. TIOLECO	461,662	0	461,662	0.00
03-456030-5	FERMINA R. TIOLECO&/OR NINA MARIE TIOLECO	403,191	0	403,191	0.00
03-456130-8	JOSE M. TIOLECO&/OR FRANCESCA H. TIOLECO	430,069	0	430,069	0.00
03-455930-4	JOSE M. TIOLECO&/OR ROMY B. TIOLEGO	430,069	0	430,069	0.00
02-804100-7	ANGELITA TIONG	2,168,039	400,000	2,568,039	0.00
02-804000-4	GO TIONG	1,171,024	0	1,171,024	0.00
03-186006-2	ONG TIONG	0	1,000,000	1,000,000	0.00
02-804500-8	DIONISIO C. TIONGCO&/OR LUCILA TIONGCO	684,809	0	684,809	0.00
02-805200-5	LARRY TIONGCO	54,200	10,000	64,200	0.00
02-805800-1	NICOLAS U. TIONGKO	1,284,019	0	1,284,019	0.00
02-805900-4	ANTONIO TIONGSON	228,267	0	228,267	0.00
02-806000-5	ANTONIO T. TIONGSON	216,803	40,000	256,803	0.00
02-806100-8	BARTOLOME M. TIONGSON	481,505	0	481,505	0.00
02-806300-3	FABIAN A. TIONGSON	428,006	0	428,006	0.00
02-806400-6	JOSEFINA TIONGSON	42,800	0	42,800	0.00
02-806600-1	LEONARDO TIONGSON	364	0	364	0.00
02-807100-3	ROMEO G. TIONKO	256,803	0	256,803	0.00
02-807600-7	BIENVENIDO L. TIOSECO	214,002	0	214,002	0.00
02-808700-5	WILLIAM TIOSIC	212,084	333,325	545,409	0.00
03-510439-5	ADELAIDA TIOTUYCOAND/OR ANNE MARIE O. TIOTUYCO	200,000	0	200,000	0.00
02-809800-3	LEDIMINDA S. TIOTUYCO	85,211	0	85,211	0.00
03-234215-2	ELIZABETH TIRANA	410,883	0	410,883	0.00
02-810100-6	CIRIACO TIROL	192,602	0	192,602	0.00
02-810200-9	ORESTES H. TIROL	1,027,213	0	1,027,213	0.00
02-810300-1	ROBERTO H. TIROL	898,813	0	898,813	0.00
02-810400-4	ELINORE P TIRONA	10,272,157	0	10,272,157	0.01
03-521239-6	ELINORE P. TIRONA&/OR AMANTE N. LAZO	20,544,318	0	20,544,318	0.01
02-810700-2	LORNA B. TIRONA	23,283	0	23,283	0.00
02-811000-9	ROSARIO F. TIRONA	214,002	0	214,002	0.00
02-811100-1	VICTORIA G. TIRONAOR JACQUES CARLO G. TIRONA	3,225,453	0	3,225,453	0.00
02-811200-4	VICTORIA G. TIRONAOR MICHELLE NICOLE G. TIRONA	3,225,453	0	3,225,453	0.00

02-811700-8	WILLIAM TITO&/OR BARBARA TITO JT TENS	192,602	0	192,602	0.00
02-812400-5	ALBERT TIU	42,791	0	42,791	0.00
02-812000-4	ALEJO A. TIU	200,000	0	200,000	0.00
02-813900-4	CONCHITA Y. TIU	50,000	0	50,000	0.00
02-814000-5	ELENA YU TIU	142,748	0	142,748	0.00
03-613745-5	ELENA YU TIU	168,411	0	168,411	0.00
02-814300-3	FELIMON TIU	4,176,202	0	4,176,202	0.00
02-814700-4	JOCELYN TIU	10,243,635	0	10,243,635	0.01
02-814600-1	JOSE T. TIU	284,052	1,000,000	1,284,052	0.00
02-814500-9	JOY TIU	1,670,523	0	1,670,523	0.00
03-341124-4	JUANITA T. TIU	2,996,014	0	2,996,014	0.00
02-815300-9	LAWRENCE R. TIU	271,004	50,000	321,004	0.00
02-818800-9	LE ENG TIU	1,284,019	0	1,284,019	0.00
03-668171-7	MARIA CHONA TIU	365,954	0	365,954	0.00
02-815800-2	QUIRINA TIU	456,538	0	456,538	0.00
03-221011-7	ROGELIO T. TIU	390,350	0	390,350	0.00
03-233615-8	ROGER TIU	710,130	0	710,130	0.00
02-816400-7	ROSE O TIU	473,408	0	473,408	0.00
03-657071-8	SI GAN TIU	2,944,564	0	2,944,564	0.00
02-818000-7	WILLIAM Y. TIU	752,599	0	752,599	0.00
03-728674-3	FRANCISCO PE TIU LAUREL, JR.	13,815,000	0	13,815,000	0.01
03-241217-3	MARIETTA C. TIULENTINO	963,013	0	963,013	0.00
02-819600-9	HELEN TIULOK	1,511,905	0	1,511,905	0.00
02-819900-7	MANUEL A TIUSECO	583,318	0	583,318	0.00
02-820800-6	EDUARDO T TO	5,649,635	0	5,649,635	0.00
02-820900-9	JUDY TO	1,612,724	0	1,612,724	0.00
02-821500-3	BENJAMIN S. TOBIAS	26,665	0	26,665	0.00
02-821600-6	EDUARDO C. TOBIAS	428,006	0	428,006	0.00
02-821700-9	FELICITAS TOBIAS	342,405	0	342,405	0.00
02-821800-1	VICENTE C TOBIAS	44,941	0	44,941	0.00
03-728474-8	HENRY JOHN TOCHER	214,003	0	214,003	0.00
02-822100-8	WALTER TOEHL	107,001	0	107,001	0.00
02-822400-6	YAO SAN GO TOH	256,808	0	256,808	0.00
02-822700-4	EDUARDO L. TOJONG	42,800	0	42,800	0.00
03-442929-4	JANKI TOLARAM	284,052	0	284,052	0.00
02-823500-4	DOROTEA TOLEDO&/OR RESTITUTA TOLEDO	214,002	0	214,002	0.00
02-823800-2	MARCELINO P. TOLEDO	333,394	0	333,394	0.00
02-824200-1	ANTONIO G. TOLENTINO	509,294	0	509,294	0.00
02-824000-6	ARTURO C. TOLENTINO	684,809	0	684,809	0.00
02-824400-7	BENJAMIN V. TOLENTINO	64,200	0	64,200	0.00
02-824600-2	BONIFACIO TOLENTINO	214,002	0	214,002	0.00
02-824300-4	BOYD P. TOLENTINO	433,607	80,000	513,607	0.00
02-825100-4	EMMA TOLENTINO	32,800	0	32,800	0.00
02-825200-7	EMMA R. TOLENTINO	106,601	0	106,601	0.00
02-825400-2	ESPERANZA D. TOLENTINO	321,004	0	321,004	0.00
02-825500-5	FERNANDO V. TOLENTINO	891,912	0	891,912	0.00
02-825900-6	ISAGANI V TOLENTINO	642,009	0	642,009	0.00
03-595745-1	MA. EDITHA V. TOLENTINO	445,956	0	445,956	0.00
03-328524-1	MANUEL C. TOLENTINO	128,405	0	128,405	0.00
02-826300-5	MIEL TOLENTINO	64,202	0	64,202	0.00
02-826700-6	ROGELIO P. TOLENTINO	85,601	0	85,601	0.00
03-141403-8	BENJAMIN T. TOLOSA, JR.OR MA. THERESA B. TOLOSA	38,521	0	38,521	0.00
02-827400-3	MELITA C. TOMACRUZ	42,800	0	42,800	0.00
02-827500-6	RICARDO S. TOMACRUZ	428,006	0	428,006	0.00
02-828400-9	ARISTIDIS TOMBROS	299,601	0	299,601	0.00
02-828900-2	FRANCIS S TONG	8,346,128	0	8,346,128	0.00
03-489930-9	FRANCISCO TONG	2,568,104	0	2,568,104	0.00
02-829500-7	MARIE LOUISE Y. TONG	0	2,499,937	2,499,937	0.00
03-758874-1	PATRICK Y. TONG	200,000	0	200,000	0.00
02-830400-6	MANUEL TONGSON	9,742,379	0	9,742,379	0.00
02-830500-9	NORA B. TONGSON	308,155	0	308,155	0.00
02-830600-1	ROLF TONNISON	342,405	0	342,405	0.00
02-830700-4	CECILIA C. TOPACIO	230,052	0	230,052	0.00
02-831200-6	EVANGELINA T. TOPACIO	1,113,652	0	1,113,652	0.00
02-831400-1	WILFREDO J. TOPACIO	6,990	0	6,990	0.00
02-831300-9	WILFREDO J. TOPACIO&/OR CECILIA S.C. TOPACIO	34,948	0	34,948	0.00
02-831500-4	ZAYDA S TOPACIO	349,408	99,997	449,405	0.00
02-830800-7	EULOGIO TOPACIO, JR.	1,175,882	0	1,175,882	0.00
03-690171-6	EULOGIO A. TOPACIO, JR.	1,343,940	0	1,343,940	0.00
02-831600-7	ANTONIO Z. TORAYA JR	531,999	0	531,999	0.00
02-831800-2	LEANDRO M. TORDECILLA	1,670,478	0	1,670,478	0.00
02-831900-5	PERLA N. TORDESILLAS	71,686	0	71,686	0.00
02-832000-6	PATROCINIO A. TORIBIO	256,803	0	256,803	0.00
02-832100-9	SIMEON TORIBIO, JR.	428,006	0	428,006	0.00
03-554239-5	LINA DE DIOS TORRALBA	200,000	0	200,000	0.00
02-833400-2	RODOLFO A. TORRALBA	481,505	0	481,505	0.00
03-653171-9	RUPIL C. TORRALBA	322,550	0	322,550	0.00
02-833900-6	AMELIA TORRES	214,002	0	214,002	0.00
02-834900-1	BENJAMIN A. TORRES	428,006	0	428,006	0.00

02-835000-2	BIENVINIDO M. TORRES	85,601	0	85,601	0.00
02-835400-3	CARLO MAGNO D. TORRES	9,073,913	0	9,073,913	0.00
02-835200-8	CLARITA T. TORRES	128,401	0	128,401	0.00
02-835100-5	CYNTHIA N. TORRES	481,505	0	481,505	0.00
02-835500-6	DELILAH G. TORRES	2,150,302	0	2,150,302	0.00
02-835600-9	ELENA B. TORRES	85,601	0	85,601	0.00
02-836000-8	EVANGELINE M. TORRES	85,594	0	85,594	0.00
03-752474-8	FLORDELIZA G. TORRES	2,000,000	0	2,000,000	0.00
02-836300-6	GUILLELMO TORRES	856,013	0	856,013	0.00
02-836400-9	HELEN N. TORRES	481,505	0	481,505	0.00
02-836600-4	ISIDRA N. TORRES	1,540,823	0	1,540,823	0.00
02-836700-7	JOSEFINA TORRES	51,360	0	51,360	0.00
02-836900-2	LUCIO C TORRES	2,054,429	0	2,054,429	0.00
02-837500-7	MANUEL TORRES	181,418	0	181,418	0.00
02-837700-2	MANUEL TORRES	485,268	0	485,268	0.00
03-574842-2	MANUEL TORRES	3,859	0	3,859	0.00
02-838500-2	PETRONILO TORRES	542,009	100,000	642,009	0.00
02-838700-8	RAQUEL TORRES	214,002	0	214,002	0.00
02-839000-4	REYNALDO M. TORRES	299,604	0	299,604	0.00
02-838900-3	ROBERTO TORRES	481,505	0	481,505	0.00
02-838600-5	ROCIO B. TORRES	428,006	0	428,006	0.00
03-794674-8	VALERIE MAY T. TORRES	71,678	0	71,678	0.00
02-839300-2	VIRGILIO TORRES	42,800	0	42,800	0.00
02-839400-5	ZENaida O. TORRES	85,601	0	85,601	0.00
02-834300-5	ANTONIO P. TORRES JR.	128,324	0	128,324	0.00
02-839500-8	HERMANELI M. TORREVILLAS	385,215	0	385,215	0.00
02-839700-3	BERNARDINO V. TORRIJOS JR.	3,081,643	0	3,081,643	0.00
02-839800-6	EDUARDO F. TORROBA	604,787	0	604,787	0.00
02-840100-9	RODOLFO C. TOVERA	222,727	0	222,727	0.00
02-841200-7	CONCEPCION L. TRANCE	770,411	0	770,411	0.00
02-841600-8	CHARLES RUSSELL TRATPFELTER	111,279	0	111,279	0.00
03-479230-9	ELENITA B. TRAZO	349,964	0	349,964	0.00
02-841900-6	FELIX C. TREBOL	742,433	0	742,433	0.00
03-195508-8	ANTHONY Y. TREYES	302,392	0	302,392	0.00
03-571142-7	JOSEFINA Y TREYES	1,056,179	0	1,056,179	0.00
02-842800-9	DOLORES TRIA	941,614	0	941,614	0.00
02-842900-1	LAMBERTO P. TRIA	10,802	0	10,802	0.00
02-843100-5	DOUGLAS TRIBE	21,400	0	21,400	0.00
02-843200-8	CHARLES R. TRICK AND IRENELOU TRICK JT WROS	428,006	0	428,006	0.00
02-843400-3	PABLO S. TRILLANA II	10,865,069	0	10,865,069	0.01
03-274819-5	AMPARO &/OR ALEX R. TRINIDAD	128,405	0	128,405	0.00
02-843500-6	ANTONIO TRINIDAD	85,601	0	85,601	0.00
03-207309-5	ARTEMIO G. TRINIDAD	128,373	0	128,373	0.00
02-843600-9	CRISANTA TRINIDAD	114,002	100,000	214,002	0.00
02-844200-3	HERMINEGILDO TRINIDAD	16,127,275	0	16,127,275	0.01
03-193208-9	IRENEO R. TRINIDAD	454,483	0	454,483	0.00
02-844500-1	JOSEFA B. TRINIDAD	428,005	0	428,005	0.00
03-564239-6	JUAN BENEDICTO M. TRINIDAD	29,991	0	29,991	0.00
02-844900-2	PEDRO F. TRINIDAD	1,782,551	624,984	2,407,535	0.00
02-845000-3	RUFINA TRINIDAD	85,601	0	85,601	0.00
02-845800-5	SOTERO Q. TRINIDAD	214,002	0	214,002	0.00
02-846200-4	EDRULFO TRIVINO	503,938	0	503,938	0.00
02-846300-7	LOREN C. TROESCHER	1,284,019	0	1,284,019	0.00
02-846500-2	AURORA A. TROMPETA	16,048	0	16,048	0.00
02-846700-8	LOURDES TRONO&/OR LUCILA TRONO	428,006	0	428,006	0.00
02-847000-4	NIEVES A. TROTA	25,681	0	25,681	0.00
02-847100-7	RUBY S. TROTA	428,006	0	428,006	0.00
02-847300-2	VERONICA TROTA	85,601	0	85,601	0.00
02-849800-7	ROSE TSAI	417	0	417	0.00
02-850400-8	LE CHU TSANG	5,156,310	0	5,156,310	0.00
02-850300-5	STEPHEN TSANG	214,002	0	214,002	0.00
02-850900-1	CUA U. TUAN	365,945	0	365,945	0.00
00-721200-6	CUA U. TUAN	48,792	0	48,792	0.00
03-582342-9	ALBERTO G. TUANO	473,408	0	473,408	0.00
02-851000-2	BERNARDO G. TUANO	1,666,625	0	1,666,625	0.00
02-851200-8	TRANQUILINA TUANO	214,002	0	214,002	0.00
02-855000-4	AMELIA TUASON	2,861,428	0	2,861,428	0.00
03-681071-8	DEMETRIO R. TUASON	1,388,612	0	1,388,612	0.00
02-852000-8	DIOSDADO P. TUASON	171,202	0	171,202	0.00
02-851600-9	DOLORES P. TUASON	6,933,591	0	6,933,591	0.00
03-795274-2	ELIZABETH O. TUASON	403,165	0	403,165	0.00
03-432929-3	EVELYN T. TUASON	6,420,260	0	6,420,260	0.00
02-853200-9	MA. LOURDES TUASON	20,338,984	0	20,338,984	0.01
03-795374-5	MARTIN O. TUASON	705,559	0	705,559	0.00
02-853400-4	PRESENTACION V. TUASON	738,306	0	738,306	0.00
02-853800-5	RAMON D. TUASON&/OR ELVIRA V. TUASON	399,987	0	399,987	0.00
03-516339-5	ROMAN TUASON	28,405	0	28,405	0.00
02-853900-8	ROSARIO G. TUASON	233,164	74,998	308,162	0.00
02-854600-5	TOMAS F. TUASON IV	426,078	0	426,078	0.00

02-855100-7	ANUNCIACION R. TUAZON	285,208	99,997	385,205	0.00
02-855300-2	CRESCENCIANA F. TUAZON	1,415	0	1,415	0.00
02-852500-1	ESTELITA V. TUAZON	0	300,000	300,000	0.00
02-856100-2	MERCEDES S. TUAZON	160,501	0	160,501	0.00
02-856500-3	PACIFICO G. TUAZON,	96,300	0	96,300	0.00
03-493230-8	JOSE S. TUAZON, JR.&/OR ANGELINA T. RIVERA	42,725	0	42,725	0.00
02-857300-3	EDILBERTO ANGELES TUBALE	94,085	0	94,085	0.00
03-232315-4	IMELDA TUBANGUI	609,908	0	609,908	0.00
02-858100-3	SIMPLICIO TUDTUD	96,300	0	96,300	0.00
03-587544-8	SOLEDAD M. TUGADE	100,000	0	100,000	0.00
02-858200-6	VIRGINIA TUGAS	18,936	0	18,936	0.00
02-858400-1	JUAN UY TUISIENG	3,210,049	0	3,210,049	0.00
02-858600-7	ATANACIO C. TULLAO, JR.	128,401	0	128,401	0.00
02-858800-2	CARLITO P. TULOD	321,004	0	321,004	0.00
03-199808-8	ALFREDO TUMACDER	1,099,999	0	1,099,999	0.00
03-323924-5	NORA TUMAPANG	256,810	0	256,810	0.00
02-859100-9	RIZALINA M. TUMBAGA	94,838	0	94,838	0.00
02-859200-1	VICTOR TUMBAGAHAN	82,291	0	82,291	0.00
02-859300-4	ZENAIDA B. TUNGOL&/OR ELENA G. BANZON	773,913	0	773,913	0.00
02-859600-2	ZENAIDA B. TUNGOL&/OR ELENA G. BANZON	149,798	0	149,798	0.00
02-859400-7	ZENAIDA BANZON TUNGOL&/OR ELENA G. BANZON	236,442	0	236,442	0.00
02-859700-5	VICENTE L TUNGOLH	214,002	0	214,002	0.00
02-859800-8	FELIX TURINGAN	428,006	0	428,006	0.00
02-860200-3	GEOFFREY FRANK TURNER	542,009	100,000	642,009	0.00
02-860300-6	STUART L. TURNER	856,013	0	856,013	0.00
02-860400-9	JUAN C. TUVERA	85,600	0	85,600	0.00
03-544139-1	ALEXANDER A. TY	4,297,292	0	4,297,292	0.00
02-861100-6	AMELIA D TY	42,861	0	42,861	0.00
02-864500-3	ENG AN TY	2,282,700	0	2,282,700	0.00
03-335124-5	LIAO LE HUA TY&/OR SUSAN T. LIAO	1,561,404	0	1,561,404	0.00
02-862300-7	MICHAEL TY	59,916	0	59,916	0.00
03-447630-6	NOLLY M. TY	31,189,061	0	31,189,061	0.02
02-862600-5	RAMIRO TY	442,009	0	442,009	0.00
02-862500-2	ROSITA TY	64,200	0	64,200	0.00
00-694900-6	ALFREDO C. TY DELA CRUZ	128,401	0	128,401	0.00
03-654871-3	CORAZON E. TYCANGCO	266,650	0	266,650	0.00
02-863300-2	ROSARIO TYCANGCO	1,628,015	499,987	2,128,002	0.00
02-863800-6	CARMEN R. TYCHUACO&/OR ELAINE FRANCINE T. TYCHUACO	645,103	0	645,103	0.00
02-864700-9	ARTHUR TYLER ESQ	1,155,617	0	1,155,617	0.00
03-507939-6	FE B. UBAS&/OR JOSEFINE UBAS	403,191	0	403,191	0.00
03-591144-5	GEETU UDNANI&/OR NAWALRAI AMARNANI	2,150,357	0	2,150,357	0.00
02-872200-5	CARMELITA K. UGALE	150,228	0	150,228	0.00
00-121700-9	ANG BENG UH	355,047	1,249,937	1,604,984	0.00
02-872500-3	LETICIA N UICHANCO	1,084,019	200,000	1,284,019	0.00
03-729074-2	MA. LOURDES L. UKOL	60,000	0	60,000	0.00
02-872600-6	EULOGIO ULANDAY	28,532	0	28,532	0.00
02-872700-9	LUZ G. ULEP	1,027,213	0	1,027,213	0.00
02-873000-5	ANASTACIA Y. UMALI	21,400	0	21,400	0.00
02-873400-6	DANTE UMALI	428,006	0	428,006	0.00
02-873700-4	JOSE MARI UMALI	115,128	0	115,128	0.00
03-148603-1	LOURDES T. UMALI	64,202	0	64,202	0.00
03-417329-2	MARIS UMALI	32,073	0	32,073	0.00
02-873800-7	WILFREDO V. UMALI	42,800	0	42,800	0.00
02-874100-3	JAMES I UMEDA&/OR ELOISE Y. UMEDA JT/WROS	428,006	0	428,006	0.00
02-874200-6	KAZUO UMEMOTO& MITSUKO UMEMOTO JTWRS	321,004	0	321,004	0.00
02-874300-9	FLORO P. UNANA	42,800	0	42,800	0.00
02-874400-1	ANTONIO UNCHUAN&/OR LUZ A. UNCHUAN	326,655	100,000	426,655	0.00
03-701374-5	EDITH UNDERWOOD	2,000,000	0	2,000,000	0.00
03-334224-2	LAURA UNGSON	128,405	0	128,405	0.00
02-874600-7	NATIVIDAD B. UNGSON	1,084,019	200,000	1,284,019	0.00
03-344624-4	STEPHEN CU UNJIENG	369,654	0	369,654	0.00
03-729874-4	ALVIN TAN UNJO	1,238,179	0	1,238,179	0.00
03-146503-8	ARTURO UNSON	109,571	0	109,571	0.00
03-337124-6	EDGARDO UNSON	201,595	0	201,595	0.00
02-878600-9	FIDELA O UNSON	214,002	0	214,002	0.00
02-878700-1	GERUNDIO KONG UNSON	1,557,654	0	1,557,654	0.00
02-879200-3	MA. LOURDES UNSON	321,004	0	321,004	0.00
03-680571-6	MA. LUISA D. UNSON&/OR JAIME D. UNSON	134,395	0	134,395	0.00
02-879000-8	LUZ UNSUAN	542,009	100,000	642,009	0.00
02-879300-6	EUSEBIO F. UNTALAN	171,202	0	171,202	0.00
02-879400-9	PURITA UNTALAN	85,601	0	85,601	0.00
02-879700-7	DEBIN URAYA&/OR ELENITA URAYA	856,013	0	856,013	0.00
02-880600-6	APOLINARIO E. URBINO	671,969	0	671,969	0.00
02-880800-1	ROSARIO C. URBINO	338,644	0	338,644	0.00
02-880900-4	TEODOSIO L. URBIZTONDO	42,800	0	42,800	0.00
02-881000-5	KATRINA UREBA	42,800	0	42,800	0.00
03-544239-4	LORINE URIENZA	201,595	0	201,595	0.00
03-148803-7	MARTIN URRA	339,178	0	339,178	0.00
03-285622-5	NENITA C. URSAIS	256,810	0	256,810	0.00

02-882100-3	GERARDO URSUA	214,002	0	214,002	0.00
02-882200-6	RAOUL R. URSUA	3,852,059	0	3,852,059	0.00
02-882400-1	PETER DEREK USHER	108,401	20,000	128,401	0.00
02-882600-7	CORAZON R. USON	963,415	0	963,415	0.00
02-883000-6	LOURDES J. USON	0	100,000	100,000	0.00
02-883100-9	ERLINDA U. UTSIG&/OR RODOLFO UTSIG	12,840	0	12,840	0.00
02-884100-4	ALEXANDER UYOR STANLEY LIVINGSTONE UY	200,000	0	200,000	0.00
03-688271-1	ALEXIS UY	6,634	0	6,634	0.00
03-556539-4	ANA UY	66,655	0	66,655	0.00
02-883200-1	ANNA UY	1,415,342	0	1,415,342	0.00
02-883700-5	ANTONIO T. UY	492,205	0	492,205	0.00
02-907100-5	BENG HENG UY	2,943,484	0	2,943,484	0.00
02-907700-1	BI CHIN UY	200,000	0	200,000	0.00
02-885600-3	CARMEN UY	1,007,433	0	1,007,433	0.00
02-886800-4	CECILIO R. UY	963,013	0	963,013	0.00
02-908000-8	CHIAO LIN UY	4,063,740	1,249,968	5,313,708	0.00
02-886600-9	CLIFFORD J. UY	252,267	0	252,267	0.00
03-157203-6	CO FAY UY	10,900,000	0	10,900,000	0.01
02-886100-5	CORAZON Y. UY	371,792	0	371,792	0.00
03-669671-6	DAVID S. UY	113,603	0	113,603	0.00
02-888300-1	ELIZABETH UY	365,229	0	365,229	0.00
02-887900-2	ELPIDIO UY	246,101	0	246,101	0.00
02-888200-9	ESTRELLA L. UY	2,687,876	0	2,687,876	0.00
02-889000-9	FELIX UY	2,150,000	0	2,150,000	0.00
02-889100-1	FERMIN UY	235,372	0	235,372	0.00
02-889700-8	FERNANDO L. UY	128,401	0	128,401	0.00
02-890200-6	FLORENCIO UY	2,282,700	0	2,282,700	0.00
02-890400-1	FRANCISCA T. UY	192,607	0	192,607	0.00
02-890900-5	GERALD T. UY	11,358	0	11,358	0.00
03-502939-9	HARRY UY	2,150,356	0	2,150,356	0.00
02-891200-1	HENRY L. UY	199,993	0	199,993	0.00
03-256019-2	HENRY HE YONG Y. UY	2,568,104	0	2,568,104	0.00
02-891300-4	INES UY	4,454,733	0	4,454,733	0.00
03-404229-2	IVAN JOHN ENRILE UY	282,229	0	282,229	0.00
02-893600-3	JOHNNY UY	2,995,933	0	2,995,933	0.00
02-891700-5	JOSE UY	200,000	0	200,000	0.00
02-892400-2	JOSE ISIDORO UY	284,052	1,000,000	1,284,052	0.00
02-894600-9	JOSE VICTOR UY	32,254,557	0	32,254,557	0.02
03-409329-2	KELLY UY	900,000	0	900,000	0.00
02-895000-8	LILIA UY	428,006	0	428,006	0.00
02-895900-2	LILIAN UY	214,002	0	214,002	0.00
02-894900-7	LILY LIBI UY	338,644	0	338,644	0.00
02-896000-3	LOLITA J. UY	216,803	40,000	256,803	0.00
02-896300-1	LOLITA M. UY	457,430	125,000	582,430	0.00
02-896200-9	LORETA M. UY	907,954	100,000	1,007,954	0.00
02-896400-4	LOURDES UY	1,612,724	0	1,612,724	0.00
02-896800-5	LUIS ARTHUR UY	21,276,188	0	21,276,188	0.01
02-895200-3	LUISA UY	200,000	0	200,000	0.00
02-897000-9	MANUEL UY	352,305	65,000	417,305	0.00
02-897600-5	MARILOU UY	38,518	0	38,518	0.00
02-898000-4	MARILOU D. UY	128,401	0	128,401	0.00
02-898300-2	MARJORIE UY	537,574	0	537,574	0.00
02-896900-8	MARY UY	1,926,029	0	1,926,029	0.00
02-897500-2	MENILO B. UY	642,009	0	642,009	0.00
02-897100-1	MILTON Y. UY	964,020	274,993	1,239,013	0.00
02-899200-5	NATIVIDAD S. UY	798,810	100,000	898,810	0.00
02-898700-3	NONILA T UY	16,127,277	0	16,127,277	0.01
02-898800-6	NORMAN P. UY	1,018,020	0	1,018,020	0.00
02-899500-3	OLIVIA LYN UY	32,254,557	0	32,254,557	0.02
03-381927-4	PATRICK T. UY	32,101	0	32,101	0.00
03-466730-5	PELAGIA M. UY	5,000,000	0	5,000,000	0.00
02-901200-5	RICHMOND UY	8,063,635	0	8,063,635	0.00
02-900000-4	ROBERT UY	2,687,876	0	2,687,876	0.00
03-563839-7	ROBERT UY	533,333	0	533,333	0.00
02-899900-4	ROSA ALEXANDRA T. UY	273,771	0	273,771	0.00
03-748674-5	SALLY C. UY	1,249,896	0	1,249,896	0.00
02-902400-6	SCARLET UY	0	100,000	100,000	0.00
02-902300-3	STANLEY S. UY	200,000	0	200,000	0.00
02-903800-2	TEOPISTO UY	683,082	0	683,082	0.00
02-933400-4	TIN TIN UY	1,058,379	0	1,058,379	0.00
03-366324-9	VALENTIN UY	17,753	0	17,753	0.00
02-905600-8	VICENTE K. UY	428,006	0	428,006	0.00
02-905800-3	VICENTE T. UY	0	2,999,937	2,999,937	0.00
03-417429-5	VICENTE T. UY	128,405	0	128,405	0.00
03-644671-7	VICKY UY	537,589	0	537,589	0.00
02-904600-2	VICTOR UY	321,013	0	321,013	0.00
03-502839-6	JOCELYN G. UY PO	4,108,963	0	4,108,963	0.00
02-883300-4	ANTONIO UY SR.	898,803	0	898,803	0.00
02-906800-9	ESMENA UY-CHIONGLO	534,968	0	534,968	0.00

03-284422-4	JOHNNY UYBICO	25,000	0	25,000	0.00
02-908900-2	JACINTO UYHAM JR.	5,940,875	0	5,940,875	0.00
03-152103-6	CHARLES T. UYKIM, JR.	92,698	0	92,698	0.00
02-910500-9	ROSALIA S. UYMATIAO	428,006	0	428,006	0.00
02-912200-1	FELICISIMA CUADERNO UYTENGUSU	37,872	0	37,872	0.00
03-749974-9	WENDELL C. UYTENGUSU, JR.	133,330	0	133,330	0.00
02-933500-7	FELIX P. VADLIT	271,004	50,000	321,004	0.00
02-933700-2	ESTEFANIA VALBUENA	475,347	166,662	642,009	0.00
02-933800-5	LOURDES VALBUENA	321,004	0	321,004	0.00
02-933900-8	VICTORIA VALBUENA	950,694	333,325	1,284,019	0.00
02-938400-1	NORMA VALDEAVILLA	359,524	0	359,524	0.00
02-938100-3	WILMA M. VALDEMORO&/OR EVANGELINE C. CRUZ	109,900	0	109,900	0.00
02-938300-9	GILBERTO Y. VALDERRAMA	66,664	0	66,664	0.00
02-938200-6	EPIFANIO Y. VALDERRAMA, JR.	835,237	0	835,237	0.00
02-936100-2	MANUEL VALDES	652,709	0	652,709	0.00
02-936200-5	MARTIN M. VALDES	2,054,429	0	2,054,429	0.00
02-934500-2	ARTURO A. VALDEZ	638,397	0	638,397	0.00
02-934600-5	CASIMIRO M. VALDEZ&/OR LUCIA M. VALDEZ	589,363	0	589,363	0.00
02-935800-6	LOURDES M. VALDEZ	321,004	0	321,004	0.00
02-936500-3	PEDRO O. VALDEZ	1,711,962	0	1,711,962	0.00
02-936800-1	SOLEDAD V. VALDEZ	151,191	0	151,191	0.00
02-937000-5	VENIDA VALDEZ	1,070,015	0	1,070,015	0.00
02-937100-8	VICENTE VALDEZ	22,826	0	22,826	0.00
02-937400-6	VIRGILIA B. VALDEZ	214,002	0	214,002	0.00
02-937300-3	VIRGILIO VALDEZ	1,070,015	0	1,070,015	0.00
02-936900-4	VIRGO VALDEZ	1,070,015	0	1,070,015	0.00
02-934900-3	DIVINIA FRANI VALDEZ &/OR MARCELINFRANI	28,402	99,991	128,393	0.00
02-938600-7	BENITA VALENCIA	913,078	0	913,078	0.00
02-938900-5	CARMELITA VALENCIA	219,018	0	219,018	0.00
02-938800-2	CARMEN C. VALENCIA	481,506	0	481,506	0.00
02-939000-6	DELFIN VALENCIA	642,009	0	642,009	0.00
02-939100-9	ENRIQUE E. VALENCIA	214,002	0	214,002	0.00
02-939200-1	ERNESTO S. VALENCIA	51,362	0	51,362	0.00
02-939700-5	GREGORIO VALENCIA	107,001	0	107,001	0.00
02-939800-8	JOSE P. VALENCIA	128,405	0	128,405	0.00
03-361324-1	LEONIDES VALENCIA	215,032	0	215,032	0.00
02-940000-8	MANUEL P. VALENCIA	171,202	0	171,202	0.00
02-940200-3	PILAR L. VALENCIA	263,615	0	263,615	0.00
02-940400-9	PORFIRIA H. VALENCIA	85,601	0	85,601	0.00
02-940600-4	TEODORO B. VALENCIA	58,404	0	58,404	0.00
02-941300-1	ANTONIO VALENZUELA	256,803	0	256,803	0.00
02-942200-4	CATALINO VALENZUELA	428,006	0	428,006	0.00
02-942300-7	ROSARIO E. VALENZUELA	428,006	0	428,006	0.00
02-943100-7	VICENTE VALENZUELA	1,284,019	0	1,284,019	0.00
02-943400-5	DAN VALERA&/OR ANA VALERA	278,203	0	278,203	0.00
02-943500-8	JUNE P. VALERA	684,809	0	684,809	0.00
02-944500-3	ISABEL Y. VALERIANO	481,505	0	481,505	0.00
02-944600-6	NENA P. VALERIANO	21,400	0	21,400	0.00
02-946200-6	AMPARO VALERO	128,401	0	128,401	0.00
02-943700-3	LAUGUILLER B. VALERO	85,601	0	85,601	0.00
02-944100-2	MARGARITA S. VALEROS	85,601	0	85,601	0.00
02-944700-9	BENEDICTO S. VALETE	428,006	0	428,006	0.00
02-944800-1	PAUL VALIAN, JR. & ARLINE VALIAN JTWS	171,202	0	171,202	0.00
02-945000-5	JIWANLAL VALIRAM	2,996,046	0	2,996,046	0.00
02-945100-8	WILLARD N. VALK&/OR MRS. FAYANN VALK	1,030,419	0	1,030,419	0.00
03-320524-8	JESUS O. VALLADARES&/OR DELIA O. VALLADARES	513,620	0	513,620	0.00
02-945300-3	DONNA P. VALLAR&/OR CYNTHIA VALLAR	38,521	0	38,521	0.00
02-946300-9	ALFREDO VALLEJO&/OR RIZALINA R. VALLEJO	428,006	0	428,006	0.00
03-138303-2	ANTONIO VALLEJO	21,379	0	21,379	0.00
02-946400-1	ANTONIO P. VALLEJO	12,902,141	0	12,902,141	0.01
02-946800-2	INOCENCIA N. VALLEJO	21,400	0	21,400	0.00
02-946900-5	ROSA VALLEJO AND/OR BENJAMIN R. VALLEJO	1,284,019	0	1,284,019	0.00
02-947400-7	JOSE VALMAYOR	2,015,909	0	2,015,909	0.00
02-947700-5	NICOMEDES M. VALOR	138,616	0	138,616	0.00
02-948000-1	MARTIN VANGELDER	159,243	20,000	179,243	0.00
03-597745-2	BRANDON C. VARGAS&/OR MA. ANGELES C. VARGAS	1,015,962	0	1,015,962	0.00
03-643871-7	FRANCISCO M. VARGAS	4,673,949	0	4,673,949	0.00
02-948800-3	GRACE ALMA VARGAS	42,800	0	42,800	0.00
02-949200-2	JOAQUIN VARGAS	428,006	0	428,006	0.00
02-949300-5	MILAGROS VARONA	542,009	100,000	642,009	0.00
03-688671-2	V.FRANCISCO VARUA&/OR VIKTOR VARUA	20,000	0	20,000	0.00
02-949700-6	ARSENIO VASQUEZ	42,800	0	42,800	0.00
02-950100-1	LETICIA VASQUEZ	89,833	0	89,833	0.00
02-950300-7	VICENTE VASQUEZ	299,601	0	299,601	0.00
02-951100-7	EVELINA S. VEDAR	128,401	0	128,401	0.00
02-951300-2	ALFREDO VEGA	64,202	0	64,202	0.00
02-952100-2	EDUARDO VEGA& GLORIA VEGA JT/WROS	342,392	0	342,392	0.00
02-951700-3	ESTELA DE VEGA	328,006	0	328,006	0.00
03-244917-9	LYDIA R. VEGA	56,808	0	56,808	0.00

02-952500-3	VICTORINA J. VEGA	9,630,148	0	9,630,148	0.00
02-952700-9	MANUEL J. VEGUILLAS&/OR MANUEL W.V. VEGUILLAS III	1,426,042	499,987	1,926,029	0.00
02-952800-1	SALVADOR J. VEGUILLAS	428,006	0	428,006	0.00
02-952600-6	JESUS MA VEGUILLAS &/ORJOSEFINA VEGUILLAS	962,997	0	962,997	0.00
02-953000-5	CONSUELO L. VELARDE	545,706	0	545,706	0.00
02-952900-4	ANDRES T. VELARDE AND/ORAMPARO L. VELARDE	42,694	0	42,694	0.00
03-539839-7	RAMON L. VELARDE, JR.	129,942	0	129,942	0.00
02-953300-3	ALFREDO VELASCO	321,004	0	321,004	0.00
02-953500-9	ALMARIO VELASCO	96,300	0	96,300	0.00
02-953100-8	ANGEL VELASCO&/OR PAULETTE VELASCO	3,650,842	0	3,650,842	0.00
03-355724-3	ANGEL Y. VELASCO	173,511	0	173,511	0.00
02-953400-6	ARNOLD E. VELASCO	32,101	0	32,101	0.00
02-953800-7	CONCHITA VELASCO&/OR TERESA &/OR LOURDES VELASCO	78,068	0	78,068	0.00
02-954200-6	ELENO B. VELASCO	1,511,931	0	1,511,931	0.00
02-954800-2	ELIZABETH VELASCO	2,623,426	0	2,623,426	0.00
02-954400-1	ENRICO T. VELASCO	321,004	0	321,004	0.00
02-955200-1	JOSEFA VELASCO	321,004	0	321,004	0.00
02-955300-4	JOSEFINA Q. VELASCO	214,002	0	214,002	0.00
02-955700-5	MARGARITA V. VELASCO	34,240	0	34,240	0.00
02-955800-8	MARIA JOSEFA VELASCO	321,004	0	321,004	0.00
02-956000-1	NYDIA S. VELASCO	214,002	0	214,002	0.00
02-956100-4	PERLA TANO VELASCO	171,202	0	171,202	0.00
02-957000-7	RODOLFO B. VELASCO	42,800	0	42,800	0.00
02-957300-5	SATURNINO VELASCO	321,004	0	321,004	0.00
02-957600-3	WILLY VELASCO	200,000	0	200,000	0.00
03-476630-3	YOLANDA D. VELASCO	151,494	0	151,494	0.00
02-955000-6	FERNANDO VELASCO JR.	321,004	0	321,004	0.00
02-957900-1	HERMENEGILDO VELASQUEZ	64,102	0	64,102	0.00
02-958200-8	MA. ANICETA VELASQUEZ	145	0	145	0.00
02-958100-5	MARINA VELASQUEZ	256,803	0	256,803	0.00
02-958400-3	NATHALIE VELASQUEZ	192,602	0	192,602	0.00
02-958500-6	VIRGINIA J. VELASQUEZ	856,013	0	856,013	0.00
02-959000-8	MARIA LINA S. VELAYO	503,976	0	503,976	0.00
02-959200-3	ELENITA VELEZ	428,006	0	428,006	0.00
02-960800-1	WILLIAM VELHAGEN JR.	1,200,085	0	1,200,085	0.00
03-664671-9	ALFREDO VELMONTE	127,962	0	127,962	0.00
02-961300-3	JOSE VELMONTE JR.	85,602	0	85,602	0.00
02-961400-6	BERNABE L. VELORIA	25,678	0	25,678	0.00
02-961600-1	ALFREDO R. VELOSO	1,284,019	0	1,284,019	0.00
02-961500-9	ANDRES F. VELOSO	116,618	0	116,618	0.00
03-249517-5	HERNANDO T. VELOSO	128,405	0	128,405	0.00
02-962900-5	MIGUEL A. VELOSO	128,405	0	128,405	0.00
02-963000-6	PAUL STEVEN I. VELOSO	70,932	0	70,932	0.00
02-963400-7	SYLVIA S. VELOSO	94,803	0	94,803	0.00
02-963600-2	VIRGILIO J. VELOSO	502,192	0	502,192	0.00
03-612345-9	VIRGILIO J. VELOSO	3,852,156	0	3,852,156	0.00
02-963700-5	ZENAIDA VELOSO	91,307	0	91,307	0.00
02-962800-2	ISMAEL A. VELOSO III &/OR LIEZVELOSO &/OR MA. ANIKKA C. VELOSO	128,405	0	128,405	0.00
03-230713-8	DAVID T. VELOSOYAP	5,138,978	0	5,138,978	0.00
02-963800-8	ARTHUR E. VELUZ	297,356	0	297,356	0.00
02-964000-1	LOUIS VENABLES	64,200	0	64,200	0.00
02-964600-8	DOMINADOR N. VENEGAS	1,284,019	0	1,284,019	0.00
02-964800-3	AIDA C. VENERACION	1,926,078	0	1,926,078	0.00
02-964900-6	LORENZO B. VENERACION	553,314	0	553,314	0.00
02-965000-7	EULALIA LAZARO VENSON	29,997	0	29,997	0.00
02-966000-2	HELEN VENTURA	2,889,043	0	2,889,043	0.00
02-966200-8	MA. LOTA M. VENTURA	214,002	0	214,002	0.00
02-966700-1	VERONIDIA E. VENTURA	102,721	0	102,721	0.00
02-966800-4	LILIA S VENTURINA	271,004	50,000	321,004	0.00
02-966900-7	FABIAN VER	32,800,663	10,000,000	42,800,663	0.02
02-968000-3	ELIADORA FE B. VERA	963,013	0	963,013	0.00
02-968900-8	LEONIDA L. VERA	4,894,206	0	4,894,206	0.00
02-968400-4	LUIS P. VERA	7,710,412	500,000	8,210,412	0.00
03-205408-9	GERARDITO R. VERA CRUZ	851,222	0	851,222	0.00
02-970300-9	PONCIANO C VERA CRUZ	533,319	0	533,319	0.00
03-373324-3	LEANDRO VERCELES	128	0	128	0.00
02-970900-5	LOURDES VERDEFLOR	85,601	0	85,601	0.00
02-971000-6	JOSE O. VERDOTE	29,959	0	29,959	0.00
02-971100-9	ANA VERGARA	1,926,061	0	1,926,061	0.00
03-195008-4	ANA VERGARA&/OR JOSEFA V. RIVERA	3,225,535	0	3,225,535	0.00
02-971200-1	AVELINA VERGARA	816,635	0	816,635	0.00
02-971400-7	DOLORES VERGARA	246,102	0	246,102	0.00
02-971800-8	FREDERICK VERGARA	128,405	0	128,405	0.00
02-972000-1	J. LORENZO S VERGARA	8,352,413	0	8,352,413	0.00
03-347524-8	JIMMY V. VERGARA	128,405	0	128,405	0.00
02-972100-4	LORETA N. VERGARA	51,358	0	51,358	0.00
02-972400-2	MIGUEL VERGARA	235,187	0	235,187	0.00
02-972500-5	NICANOR VERGARA IV	328,006	100,000	428,006	0.00
00-841700-3	MA. CECILIA VERGEL DE DIOS	37,649	0	37,649	0.00

00-842500-3	VIRGILIO VERGEL DE DIOS	547,137	191,833	738,970	0.00
02-973000-7	NATALIO VERGONIA	32,073	0	32,073	0.00
03-455830-1	LOURDES V. VERON	147,860	0	147,860	0.00
00-573200-8	CHU AH VERRA	721,055	0	721,055	0.00
02-973400-8	MARIO VERREY	428,006	0	428,006	0.00
02-973700-6	ANGELINA L. VERSOZA	308,162	0	308,162	0.00
03-556639-7	MARY ROSE R. VERUTIAO	183,495	0	183,495	0.00
02-973800-9	ARLEEN H. VERZOSA&/OR MANUEL VERZOSA	26,748	0	26,748	0.00
03-350624-3	CANDELARIO V. VERZOSA	10,914,442	0	10,914,442	0.01
03-645671-2	CANDELARIO VERZOSA, JR.	860,139	0	860,139	0.00
02-974700-1	ADOLPH VIACRUCIS	4,635,431	0	4,635,431	0.00
02-974800-4	ADOLPH VIACRUCIS	242,533	0	242,533	0.00
02-974600-9	ADOLPH VIACRUCIS	214,002	0	214,002	0.00
02-975200-3	CONSUELO G. VIADO	735,237	0	735,237	0.00
02-975400-9	LILLIAN TORRES VIADO	3,023,865	0	3,023,865	0.00
02-975000-8	MA. CORAZON VIADO	1,149,890	0	1,149,890	0.00
02-975500-1	CELSO A. VIAJE	342,404	0	342,404	0.00
02-975600-4	DOMINADOR A. VIAJE	292,404	50,000	342,404	0.00
02-975700-7	CORA G. VIANZON	1,027,213	0	1,027,213	0.00
02-975900-2	ROGELIO G. VIANZON	171,202	0	171,202	0.00
02-978300-2	NOEL G VICENCIO	642,009	0	642,009	0.00
02-977000-9	ADELA L. VICENTE	171,202	0	171,202	0.00
02-977600-5	FLORENTINO Z. VICENTE	200,000	0	200,000	0.00
02-979100-2	JOHN A. VICTOR	535,007	0	535,007	0.00
02-979300-8	BETTY VICTORIA	64,200	0	64,200	0.00
03-311224-4	DANIEL C. VICTORIA&/OR LUZ VICTORIA	642,026	0	642,026	0.00
02-979600-6	FRANCISCO A. VICTORIA	40,432	0	40,432	0.00
02-979700-9	JESUS VICTORIA	154,083	0	154,083	0.00
02-979900-4	PEDRO D. VICTORIA	128,401	0	128,401	0.00
02-980600-8	OSCAR R. VICTORIANO	107,001	0	107,001	0.00
02-980800-3	OSMUNDO R. VICTORIANO	321,004	0	321,004	0.00
02-980100-4	LORETO L. VICTORINO	654,838	0	654,838	0.00
02-981000-7	DEMETRIA C. VIDAL	1,027,215	0	1,027,215	0.00
03-297224-2	PRAXEDIO S. VIDAL	128,405	0	128,405	0.00
02-981300-5	ROSALINA C. VIDAL	256,803	0	256,803	0.00
02-981600-3	MARIO VIEL	33,332	0	33,332	0.00
02-981700-6	FELICIDAD C. VILA	428,006	0	428,006	0.00
02-981800-9	ESTEBAN R. VILAHU&/OR TERESITA M. VILAHU	214,002	0	214,002	0.00
02-981900-1	CRISPINA MALOLES VILAR	856,013	0	856,013	0.00
02-982000-2	FE S. VILAR	32,098	0	32,098	0.00
03-313724-9	ARMANDO L. VILLA	284,052	0	284,052	0.00
02-982100-5	DEMETRIO VILLA	428,006	0	428,006	0.00
02-982200-8	EMMA R. VILLA	42,800	0	42,800	0.00
02-982500-6	LAURA VILLA	85,601	0	85,601	0.00
02-982600-9	LEONARDO K. VILLA	404,024	0	404,024	0.00
02-983200-3	NICANOR A. VILLA	256,803	0	256,803	0.00
02-983500-1	SALVADOR T. VILLA	2,895,335	500,000	3,395,335	0.00
00-020600-9	MILAGROS R. VILLA-ABRILLEBY: ADELA R. VILLA-ABRILLE	64,200	0	64,200	0.00
02-987800-1	GILDA G. VILLABONA	642,009	0	642,009	0.00
02-999600-8	PAULINO Y. VILLACASTIN,	806,359	0	806,359	0.00
02-992500-7	GLORIA VILLACORTA	399,404	50,000	449,404	0.00
02-996400-6	ROLAND J. VILLACORTA	1,005,814	0	1,005,814	0.00
02-997500-4	ROSARIO C. VILLACORTA	214,002	0	214,002	0.00
02-990500-6	AMADO B. VILLACORTA JR.	49,626	0	49,626	0.00
02-992400-4	GLORIA VILLACORTE	128,405	0	128,405	0.00
02-999900-6	FILOMENO S VILLACRUCIS, JR	400	0	400	0.00
02-988800-7	JESUS S. VILLAFLO	81,358	0	81,358	0.00
02-999800-3	VIRGILIO VILLAFLORES	128,401	0	128,401	0.00
02-999400-2	MARCELINA VILLAFUERTE	214,002	0	214,002	0.00
02-994700-3	MERDECES VILLALOBOS	969,552	0	969,552	0.00
02-986700-3	ROSAURO D. VILLALUZ	542,009	100,000	642,009	0.00
02-986900-9	SESINIO E. VILLALUZ	642,009	0	642,009	0.00
02-984900-8	ESTANISLAO VILLAMAR	54,239	0	54,239	0.00
02-986800-6	ROSALINA R. VILLAMIL	7,226	0	7,226	0.00
02-986000-4	MAGDALENA B. VILLAMIN	321,004	0	321,004	0.00
02-990200-8	VICENTE I. VILLAMORA	128,405	0	128,405	0.00
02-988400-6	IRENEO S. VILLANGCA	428,006	0	428,006	0.00
03-189207-2	ROSE VILLANGCA&/OR BONIFACIO VILLANGCA	334,400	0	334,400	0.00
02-984800-5	ERLINDA G. VILLANIA	130,112	0	130,112	0.00
03-301924-2	ANTONIO R. VILLANUEVA	128,405	0	128,405	0.00
02-990900-7	BONIFACIO VILLANUEVA	128,401	0	128,401	0.00
02-991000-8	BONIFACIO VILLANUEVA	642,026	0	642,026	0.00
02-991200-3	CAYO VILLANUEVA	0	1,000,000	1,000,000	0.00
02-991600-4	CECILIA B. VILLANUEVA	35,129	0	35,129	0.00
02-991400-9	CESAR F. VILLANUEVA	85,601	0	85,601	0.00
03-436629-7	CORAZON F. VILLANUEVA	42,800	0	42,800	0.00
02-991900-2	ERLINDA VILLANUEVA	284,052	1,000,000	1,284,052	0.00
03-176505-7	ERLINDA T. VILLANUEVA	4,760,502	0	4,760,502	0.00
02-992100-6	FELICIDAD VILLANUEVA	85,597	0	85,597	0.00

02-992000-3	FELIX B. VILLANUEVA	85,601	0	85,601	0.00
02-993100-1	JOSE VILLANUEVA	1,084,019	200,000	1,284,019	0.00
02-994100-7	JOSE ARCANGEL L. VILLANUEVA	64,200	0	64,200	0.00
03-463930-4	LEONIDAS G. VILLANUEVA	729,119	0	729,119	0.00
02-994500-8	MARILOU VILLANUEVA	2,878	0	2,878	0.00
03-489830-6	MELLIZA VILLANUEVA	666,205	0	666,205	0.00
03-792174-3	MYRA P. VILLANUEVA	1,000,000	0	1,000,000	0.00
02-995200-5	NERISSA E. VILLANUEVA	2,150,301	0	2,150,301	0.00
02-995300-8	PILAR C. VILLANUEVA	642,009	0	642,009	0.00
02-996100-8	QUINTIN D. VILLANUEVA	128,401	0	128,401	0.00
02-996500-9	REGINO R. VILLANUEVA	21,400	0	21,400	0.00
02-998200-1	TERESITA V. VILLANUEVA	42,800	0	42,800	0.00
02-998400-7	VICTORIA B. VILLANUEVA	85,601	0	85,601	0.00
02-998700-5	WILFREDO VILLANUEVA	428,006	0	428,006	0.00
02-998800-8	WILHELMINA VILLANUEVA	42,800	0	42,800	0.00
02-992900-8	GENEROSO VILLANUEVA JR.	1,084,019	200,000	1,284,019	0.00
02-998100-9	RICARDO M. VILLANUEVA, JR.	42,800	0	42,800	0.00
02-998300-4	VIVIAN VILLAPANDO	1,712,026	0	1,712,026	0.00
02-983600-4	BENEDICTO C. VILLAR	1,626,419	0	1,626,419	0.00
02-983700-7	CONCEPCION VILLAR	642,009	0	642,009	0.00
02-983900-2	GREGORIO C. VILLAR	267,483	0	267,483	0.00
02-984000-3	LUIS VILLAR	45,653	0	45,653	0.00
02-989800-2	SEVERINO C. VILLARAMA	642,009	0	642,009	0.00
02-985900-3	MANUEL L. VILLARBA&/OR ERLINDA C. VILLARBA	42,800	0	42,800	0.00
02-987200-5	BETH P. VILLAREAL	85,601	0	85,601	0.00
02-988600-1	JOSE K. VILLAREAL	150,228	0	150,228	0.00
03-786074-1	TERESITA L. VILLAREAL	128,405	0	128,405	0.00
02-987100-2	ARTEMIO A. VILLARICA	1,084,019	200,000	1,284,019	0.00
02-987900-4	GIANNINA VILLARICA&/OR FE SALA VILLARICA	342,405	0	342,405	0.00
02-988100-8	HERMENEGILDO VILLARICA	111,728	0	111,728	0.00
02-988000-5	HERMINIO VILLARICA	642,009	0	642,009	0.00
02-989900-5	TEOFILO C. VILLARICO	67,196	0	67,196	0.00
02-991300-6	CESAR VILLAROMAN&/OR NIZA VILLAROMAN	85,549	0	85,549	0.00
03-424529-2	AURORA S. VILLAROSA	684,827	0	684,827	0.00
02-988700-4	JOSE T. VILLAROSA	428,006	0	428,006	0.00
03-269319-8	RENATO B. VILLAROSA	100,000	0	100,000	0.00
03-591245-6	RICARDO E. VILLAROYA&/OR PRECIOSA H. VILLAROYA	1,075,179	0	1,075,179	0.00
02-984700-2	CONSUELO H VILLARUZ	609,919	0	609,919	0.00
02-985200-4	FRANCISCO V. VILLARUZ	604,727	0	604,727	0.00
02-985600-5	JOSE MA. H. VILLARUZ	32,101	0	32,101	0.00
02-985700-8	JUANITA VILLARUZ	107,001	0	107,001	0.00
02-986100-7	MELQUIADES A. VILLARUZ	214,002	0	214,002	0.00
02-986400-5	PIOQUINTO A. VILLARUZ	852,134	0	852,134	0.00
02-985100-1	FRANCISCO H. VILLARUZ JR.	982,768	0	982,768	0.00
02-988500-9	JUAN B. VILLASICA	214,002	0	214,002	0.00
02-985300-7	HILDA VILLASIS	32,098	0	32,098	0.00
03-497830-6	SYLVIA R. VILLASPIN	513,620	0	513,620	0.00
03-000000-1	LUZ VILLAVICENCIO	214,002	0	214,002	0.00
03-000400-2	OFELIA J. VILLAVICENCIO	99,997	0	99,997	0.00
03-001000-7	ADOLFO L. VILLEGAS	642,009	0	642,009	0.00
03-001300-5	ALFREDO L. VILLEGAS	642,009	0	642,009	0.00
02-984100-6	CORAZON NAZARENO VILLEGAS	32,098	0	32,098	0.00
03-001400-8	ELISEA M. VILLEGAS	642,009	0	642,009	0.00
03-001800-9	ROBERTO VILLEGAS	85,601	0	85,601	0.00
03-001900-1	ROBUSTIANO L VILLEGAS	4,280,066	0	4,280,066	0.00
03-000800-3	LYDIA G. VILLENA	679,065	0	679,065	0.00
03-000900-6	MARIA VILLENA	36,816	0	36,816	0.00
03-000600-8	EBELIO B. VILLENA JR.	1,075,150	0	1,075,150	0.00
03-777774-5	LEILANI A. VILLORENTE	1,892,265	0	1,892,265	0.00
03-002200-8	ANGEL M. VILLORIA, JR.	642,009	0	642,009	0.00
03-002700-1	RODOLFO VILORIA	11,438	0	11,438	0.00
03-003200-3	GEORGE WILLIAM VINCENT	128,401	0	128,401	0.00
03-003300-6	EDUARDO VINCO	428,006	0	428,006	0.00
03-003400-9	FRANCISCA O. VINCO	642,009	0	642,009	0.00
03-003500-1	JULIAN L. VINCO	1,712,026	0	1,712,026	0.00
03-003900-2	TEODORICO T. VINLUAN	214,002	0	214,002	0.00
03-004000-3	CARMELITA Z. VINUYA	166,662	0	166,662	0.00
03-004100-6	ERLINDA VIOLA	428,006	0	428,006	0.00
03-004200-9	JOSE A. VIOLA	34,239	0	34,239	0.00
03-661871-8	OFELIA V. VIOLA	41,270	0	41,270	0.00
03-663071-7	PATRICK VIOLA	19,033	0	19,033	0.00
03-384727-5	CESAR E.A. VIRATA	128,405	0	128,405	0.00
03-004400-4	FELICIDAD L VIRAY	503,976	0	503,976	0.00
03-655271-2	OSCAR CK. VIRAY	33,332	0	33,332	0.00
03-547739-4	CASIMERO S. VIRAY, JR.	83,688	0	83,688	0.00
03-004700-2	ABUNDIA B. VIRINA	428,006	0	428,006	0.00
03-005100-1	CARLOS M. VIRTUCIO	263,725	0	263,725	0.00
03-005200-4	LEOPOLDO VIRTUCIO	205,440	0	205,440	0.00
03-005900-3	AMELIA OCAMPO VISAYA	64,200	0	64,200	0.00

03-006400-5	MANUEL G VISAYA&/OR AMELIA OCAMPO-VISAYA	107,001	0	107,001	0.00
03-006100-7	MANUEL VISAYA JR.	64,200	0	64,200	0.00
03-006300-2	MANUEL VISAYA JR.&/OR AMELIA OCAMPO VISAYA	128,401	0	128,401	0.00
03-006500-8	TEODORA VISCARRA	85,601	0	85,601	0.00
03-006700-3	LUIS VISOCOCHO JR.	68,687	12,673	81,360	0.00
03-006800-6	MANUEL VISTRO	299,604	0	299,604	0.00
03-007200-5	MARILOU S. VITAL	299,604	0	299,604	0.00
03-007100-2	MINDA VITAL	42,800	0	42,800	0.00
03-007700-9	ERLINDA VITASA	128,401	0	128,401	0.00
03-007800-1	DOLORES VITUG	1,498,007	0	1,498,007	0.00
03-008100-8	MELINDA VITUG	181,901	0	181,901	0.00
03-731274-5	RICK O. VITUG	10,682	0	10,682	0.00
03-008400-6	ROBERTO VITUG	181,901	0	181,901	0.00
03-008500-9	ROMARICO VITUG	1,166,625	0	1,166,625	0.00
03-008600-1	TEOFILO D VITUG	2,247,034	0	2,247,034	0.00
03-009100-3	REMIGIO G. VIVES	856,013	0	856,013	0.00
03-010000-2	RAUL H VOLFANGO	42,800	0	42,800	0.00
03-010200-8	ESTRELLA VOLUNTAD	753,289	0	753,289	0.00
03-010400-3	JOHN VOZZA	1,084,019	200,000	1,284,019	0.00
03-756074-9	PAULINE CURA WADE	214,002	0	214,002	0.00
03-011600-4	AURORA LIZARES WAGNER	385,205	0	385,205	0.00
03-011700-7	W R WAHLE	1,639,027	0	1,639,027	0.00
03-011900-2	LOURDES WALKER	10,000	0	10,000	0.00
03-692371-2	DAVID W. WALLACE	1,000,000	0	1,000,000	0.00
03-012100-6	JOHN WALSH & MRS. VERONJ. WALSH JT WRD	214,002	0	214,002	0.00
03-012200-9	WELLINGTON WANG	18,088,356	0	18,088,356	0.01
03-012400-4	LEONARD WARDELL	214,002	0	214,002	0.00
03-013000-9	ASHER BRAHAN WATERMAN	214,002	0	214,002	0.00
03-013100-1	IAIN ALASDAIR WATT	256,803	0	256,803	0.00
03-013500-2	JACK WEAR ANDBLYTHE WEAR	642,009	0	642,009	0.00
03-398329-3	DAVID ARTHUR WEBB	642,026	0	642,026	0.00
03-013600-5	GEORGE J WEBB & NANCY E. WEBJT/WROS	214,002	0	214,002	0.00
03-013700-8	GEORGE H. WEBSTER & JUDITH D.WEBSTER JT/WROS	428,006	0	428,006	0.00
03-014300-2	DOROTHY K. WEE	214,002	0	214,002	0.00
03-014400-5	EFREN WEE	428,006	0	428,006	0.00
03-015600-6	ANN A. WEILER	997,253	0	997,253	0.00
03-016100-8	RICHARD F. WEINSTEIN	71,011	249,993	321,004	0.00
03-016400-6	WARREN D. WELLIVER	552,510	0	552,510	0.00
03-016700-4	MICHAEL WELTON	64,200	0	64,200	0.00
03-363524-8	FANG SHIANG WEN	908,965	0	908,965	0.00
03-017100-3	DELFIN J. WENCESLAO JR.	7,490,115	0	7,490,115	0.00
03-017300-9	MARTIN WESSON	214,002	0	214,002	0.00
03-017400-1	CELESTE WEST	214,002	0	214,002	0.00
03-204408-3	CONSUELO GABRIELA QUIMSON WEST	7,132	0	7,132	0.00
03-017600-7	VERN WEST & ROSE H. WEST	428,006	0	428,006	0.00
03-017800-2	KENNETH WESTCOTT	428,006	0	428,006	0.00
03-018300-4	CYNTHIA WHITE	299,604	0	299,604	0.00
03-146803-6	WILLIAM WHYTE, ESQ.	42,800	0	42,800	0.00
03-019000-1	GUNTER WICKEL	128,401	0	128,401	0.00
03-019200-7	PETER WILDAND FLORENCE WILD	214,002	0	214,002	0.00
03-751674-8	PAMELA WILLETTTS	128,405	0	128,405	0.00
03-019500-5	ALUN THOMAS WILLIAMS	428,006	0	428,006	0.00
03-019600-8	LERMA F. WILLIAMS	85,601	0	85,601	0.00
03-674171-6	WILLIAM MICHAEL WILLIAMS	256,803	0	256,803	0.00
03-019900-6	WINIFRED WILLIAMS	214,002	0	214,002	0.00
03-020100-6	EMILIA R. WILMARTH	57,782	0	57,782	0.00
03-020200-9	RAYMOND E. WILMARTH	134,820	0	134,820	0.00
03-020500-7	LUCRECIA L. WILSON	385,205	0	385,205	0.00
01-599300-9	LEUNG WING	200,657	0	200,657	0.00
03-021000-9	EUSEBIO W. WINGKUN &/ORELEANOR C. WINGKUN	428,006	0	428,006	0.00
03-021100-1	RUTH MARY WIRTH	727,610	0	727,610	0.00
03-021200-4	WALTER I. WIRTH	236,442	0	236,442	0.00
03-021300-7	MA. LOURDES D. WIRTZ	481,505	0	481,505	0.00
03-021500-2	BARRY S WITLER	856,013	0	856,013	0.00
03-021600-5	VIRGILIO E. WITONGCO	154,081	0	154,081	0.00
03-022700-3	BARBARA J. WOLFE	132,116	0	132,116	0.00
03-022800-6	MARCY L. WOLFE	42,800	0	42,800	0.00
03-023600-6	ANSELMO WONG	49,855	0	49,855	0.00
03-024100-8	APOLONIO WONG	29,913	0	29,913	0.00
03-450130-5	CARMEN WONG	5,300,000	0	5,300,000	0.00
03-025400-1	DENNES WONG	2,140,033	0	2,140,033	0.00
03-025500-4	ELEANOR WONG	462,258	0	462,258	0.00
00-555400-2	FLORA COCHIN CHIN WONG	149,994	0	149,994	0.00
03-025800-2	FRANCIS G. WONG	709,333	0	709,333	0.00
03-025900-5	FREDDIE L. WONG	29,081,141	0	29,081,141	0.01
03-026300-4	HENRY T. WONG	107,447	0	107,447	0.00
03-026400-7	JOHN WONG	475,347	166,662	642,009	0.00
03-027000-1	JUAN ARENAS WONG	1,599,523	0	1,599,523	0.00
03-415229-9	MA. ELVIRA R. WONG	100,000	0	100,000	0.00

03-527339-1	MAGELENE CHER YAP WONG	3,151,825	0	3,151,825	0.00
03-518639-4	MAGELENE CHER YAP WONG	1,992,744	0	1,992,744	0.00
03-028600-3	MANUEL WONG	36,442,029	0	36,442,029	0.02
03-028700-6	MANUEL C. WONG	69,918,512	0	69,918,512	0.03
03-494930-2	MARK CONRAD Y. WONG	5,251,309	0	5,251,309	0.00
03-435429-6	MICK CARTIER Y. WONG	5,462,714	0	5,462,714	0.00
03-028300-5	MING WONG	33,332	0	33,332	0.00
03-029600-9	PEDRO C. WONG	3,033,307	0	3,033,307	0.00
03-031300-8	TERESA YEE WONG	0	1,600,000	1,600,000	0.00
03-429029-6	VICENTE WONG	8,800,000	0	8,800,000	0.00
03-033300-9	WA HI WONG	2,568,104	0	2,568,104	0.00
03-031600-6	WILLIAM K.S. WONG	428,006	0	428,006	0.00
03-031900-4	ANTHONY WONGAIHAM	13,017,409	0	13,017,409	0.01
03-446130-7	ANTHONY Y. WOO	8,909,468	0	8,909,468	0.00
01-508900-1	KHO WOO	5,136,079	0	5,136,079	0.00
03-033900-5	N.T. KIM ANH WOOD	428,006	0	428,006	0.00
03-034100-9	BASIL MAXIM WORR	385,205	0	385,205	0.00
03-034300-4	FELIX WU	80,000	0	80,000	0.00
03-034800-8	MABEL WU	64,202	0	64,202	0.00
03-151903-2	RAYMOND H. WU	224,700	0	224,700	0.00
03-035800-3	GREGORIO YABES	299,601	0	299,601	0.00
03-036000-7	RECTOR YABES	531,999	0	531,999	0.00
03-035900-6	GUADALUPE YABES &/ORTEODORO Y. YABES	410,884	0	410,884	0.00
03-549639-2	MA. NINA C. YABUT	47,870	0	47,870	0.00
03-036400-8	TRINIDAD CRUZ YABYABIN	151,494	0	151,494	0.00
03-036600-3	NEMESIO C. YACO	256,803	0	256,803	0.00
03-186606-9	LAO BUN YAM	49,999	0	49,999	0.00
03-037000-2	MA. ANASTACIA T. YAM	513,548	0	513,548	0.00
03-037700-1	NAM YAM	342,392	0	342,392	0.00
03-037600-9	TESSIE T. YAM	834,611	0	834,611	0.00
03-037800-4	MENRADO YAMBAO	128,401	0	128,401	0.00
03-038200-3	VIRGILIO B. YAMIO	57,733	0	57,733	0.00
03-038300-6	LEONARDO YAMZON	119,649	149,996	269,645	0.00
03-766774-9	LUCIO W. YAN&/OR CLARA Y. YAN	182,780,405	0	182,780,405	0.09
03-620268-3	ANTONIO YANG	802,015	0	802,015	0.00
03-323324-9	ARTHUR B. YANG	430,069	0	430,069	0.00
03-169203-8	BENITO G. YANG	192,607	0	192,607	0.00
03-789774-7	DANNI YANG	10,000,000	0	10,000,000	0.01
03-775774-4	ESTATE OF ANTONIO YANG	14,578,693	0	14,578,693	0.01
03-040000-5	GEORGE T. YANG	10,880,313	1,000,000	11,880,313	0.01
03-040600-1	LILIA B. YANG	2,015,934	0	2,015,934	0.00
03-652671-7	LILIA B. YANG	537,588	0	537,588	0.00
03-040500-9	LUIS H.K. YANG	1,099,972	0	1,099,972	0.00
03-328924-2	NANCY D. YANG	2,580,426	0	2,580,426	0.00
03-347324-2	ROBERT T. YANG	6,420,260	0	6,420,260	0.00
03-436129-3	STUART PAUL D. YANG	1,505,247	0	1,505,247	0.00
03-700273-9	VICSON YANG&/OR JACQUELINE L. YANG	10,774	0	10,774	0.00
03-040800-7	JOSEFINA P. YANGA	85,601	0	85,601	0.00
03-041100-3	PAULA YANGOS	85,601	0	85,601	0.00
03-041300-9	RAQUEL T. YANGSON	42,800	0	42,800	0.00
03-041400-1	SHIGETOSHI YANO	14,202	0	14,202	0.00
03-495830-5	ADRIAN YAO	293,100	0	293,100	0.00
03-756174-1	AGNES NAPA YAO	100,000	0	100,000	0.00
03-544639-5	ALBERT YAO	2,636,864	0	2,636,864	0.00
03-041500-4	ANITA YAO	205,258	0	205,258	0.00
03-041600-7	ANITA L. YAO	107,001	0	107,001	0.00
03-041800-2	ANITA L. YAO	29,855	0	29,855	0.00
03-042000-6	ANTONIO YAO	11,120,799	1,535,256	12,656,055	0.01
03-042300-4	BETTY ROYAS CHUA YAO	1,000,000	0	1,000,000	0.00
03-732674-1	CATHERINE YAO	3,599,954	0	3,599,954	0.00
03-483030-1	EDSEL YAO	6,047,884	0	6,047,884	0.00
03-043400-2	ERNESTO GO YAO	3,531,054	0	3,531,054	0.00
03-043600-8	GRETA C. YAO	499,986	0	499,986	0.00
03-043800-3	HENRY C. YAO	66,666	0	66,666	0.00
03-044400-8	JONATHAN YAO	128,405	0	128,405	0.00
03-044600-3	JONATHAN YAO	77,822	0	77,822	0.00
03-162003-4	JONATHAN YAO	65,367	0	65,367	0.00
03-495530-7	KEVIN YAO	293,100	0	293,100	0.00
03-744474-8	LESLIE ANNE YAO	5,375,761	0	5,375,761	0.00
03-705074-9	LOLY CO YAO	6,000,000	0	6,000,000	0.00
03-044900-1	MANUEL YAO	189,363	0	189,363	0.00
03-045500-6	QUIRINO YAO	1,926,029	0	1,926,029	0.00
03-495730-2	RICO YAO	293,100	0	293,100	0.00
03-045900-7	ROBERT C YAO	5,706,749	0	5,706,749	0.00
03-046300-6	ROBINSON YAO	499,982	0	499,982	0.00
03-045800-4	ROSITA YAO	2,927,561	0	2,927,561	0.00
03-657571-1	WILSON C. YAO	74,438	0	74,438	0.00
03-310124-6	YAN LUN YAO	731,909	0	731,909	0.00
03-048300-7	YILO YAO	6,754,728	0	6,754,728	0.00

03-048500-2	YILO YAO	739,299	0	739,299	0.00
03-049300-2	LEOPOLDO YAOPIAN	16,448,619	0	16,448,619	0.01
03-185306-5	JOSE TAN YAOTIN	1,212,992	0	1,212,992	0.00
03-049500-8	JUANITA TAN YAOTIN	3,340,962	0	3,340,962	0.00
03-049700-3	ALAN YAP	1,700,000	0	1,700,000	0.00
03-796074-2	ANDREW TANCHAN YAP	1,075,825	0	1,075,825	0.00
03-704774-2	ANGEL YAP	200,000	0	200,000	0.00
03-795674-3	BENJAMIN ANG YAP	1,075,831	0	1,075,831	0.00
03-060300-5	BUN GAN YAP	25,679	0	25,679	0.00
03-060600-3	CHAY KIM YAP	57,043	20,000	77,043	0.00
03-050400-7	CONCHING YAP	656,013	0	656,013	0.00
03-050700-5	CONCHITA R. YAP	6,462,899	0	6,462,899	0.00
03-051000-1	DOLORES LOY YAP	428,006	0	428,006	0.00
03-743074-1	EDUARDO H. YAP	15,169,977	0	15,169,977	0.01
03-051600-8	EDWIN L. YAP	108,056	0	108,056	0.00
03-051200-7	ELENA YAP	475,086	0	475,086	0.00
03-201608-2	ERIC YAP	481,505	0	481,505	0.00
03-525139-5	ERLINDA M. YAP	192,607	0	192,607	0.00
03-052200-2	FRANKLIN T. YAP	2,000,000	0	2,000,000	0.00
03-796274-8	JAMES TANCHAN YAP	1,075,825	0	1,075,825	0.00
03-514039-6	JOSE YAP&/OR CONCHITA YAP	994,182	0	994,182	0.00
03-061100-5	LOC YAP	28,521	10,000	38,521	0.00
03-210510-6	LUIS S. YAP	192,602	0	192,602	0.00
03-054200-3	LUISA PEREZ YAP	128,401	0	128,401	0.00
03-053900-7	LUZ L. YAP	2,784,445	0	2,784,445	0.00
03-054500-1	MANUEL YAP	149,998	0	149,998	0.00
03-055100-6	MARCELINA YAP	1,084,019	200,000	1,284,019	0.00
03-054400-9	MARIA UY YAP	63,493	0	63,493	0.00
03-055000-3	MELENCIO YAP	10,698	0	10,698	0.00
03-055400-4	NATY YAP	1,284,019	0	1,284,019	0.00
03-474330-4	PEDRO H. YAP&/OR VICTORIA YAP	7,807,030	0	7,807,030	0.00
03-056000-9	PHILIP YAP	12,840	0	12,840	0.00
03-500330-8	RAYMUND L. YAP	586,210	0	586,210	0.00
03-500530-3	RICHARD LITONJUA YAP	586,210	0	586,210	0.00
03-796474-3	RICHARD TANCHAN YAP	1,075,825	0	1,075,825	0.00
03-057000-4	ROBERTO F YAP	4,630	0	4,630	0.00
03-056200-4	ROMEO YAP	642,009	0	642,009	0.00
03-058100-2	SAMMY YAP	475,086	0	475,086	0.00
03-058700-9	SANTIAGO YAP	96,301	0	96,301	0.00
03-058900-4	SANTIAGO T. YAP	1,687,768	0	1,687,768	0.00
03-058600-6	SHERWIN YAP	475,086	0	475,086	0.00
03-058200-5	SUSAN Y. YAP	184,822	499,987	684,809	0.00
03-059000-5	SUSAN TANCHAN YAP	2,295,275	0	2,295,275	0.00
03-651171-8	TRINIDAD YAP	280,979	0	280,979	0.00
03-059300-3	TRINIDAD DY YAP	133,313	0	133,313	0.00
03-059400-6	UNICEE YAP	475,086	0	475,086	0.00
03-059600-1	VICTOR YAP	3,531,101	0	3,531,101	0.00
03-059700-4	VICTOR YAP&/OR LYDA YAP	2,889,075	0	2,889,075	0.00
03-059500-9	VILMA V. YAP	1,070,015	0	1,070,015	0.00
03-579242-3	WILSON YAP	1,981,107	0	1,981,107	0.00
03-555739-4	YIONG SUAT YAP	21,503,587	0	21,503,587	0.01
03-795974-1	YVONNE MARIE TANCHAN YAP	1,075,825	0	1,075,825	0.00
03-050100-9	ALEJANDRO L. YAP JR.	428,006	0	428,006	0.00
03-500630-6	MANUEL L. YAP, JR.	586,210	0	586,210	0.00
03-062200-3	RAFAELA G. YAPTINCHAY	399,960	0	399,960	0.00
03-062300-6	VIOLETA G. YAPTINCHAY	883,443	0	883,443	0.00
03-061900-7	HORACIO YAPTINCHAY &/ORCHONCHITA YAPTINCHAY	108,426	0	108,426	0.00
03-525239-8	CONCEPCION YARISANTOS	642,009	0	642,009	0.00
03-063300-1	GRAELAN C. YARISANTOS	71,011	249,993	321,004	0.00
03-063400-4	JOSE V. YASON, JR &/ORRAIDA V. YASON	407,437	0	407,437	0.00
03-063700-2	ALICIA P. YATCO	6,698,790	0	6,698,790	0.00
03-604145-3	ALICIA P. YATCO	26,863	0	26,863	0.00
03-064200-4	ODITA YATCO	428,006	0	428,006	0.00
03-064300-7	RAMON A. YATCO	1,284,019	0	1,284,019	0.00
03-064500-2	ROMULO O. YATCO	107,001	0	107,001	0.00
03-351224-8	IMELDA L. YAW	128,405	0	128,405	0.00
03-065800-6	WILHELA V. YAZON	42,800	0	42,800	0.00
03-065900-9	LORNA M. YBANEZ	102,718	0	102,718	0.00
03-066300-8	ROLANDO E. YEBES	271,004	50,000	321,004	0.00
03-066600-6	GLORIA YEE	642,009	0	642,009	0.00
03-066700-9	HOOVER YEE	1,128,905	0	1,128,905	0.00
03-504039-5	JUANITO L. YEE	10,751,788	0	10,751,788	0.01
03-067000-5	MILAGROS L YEE	85,601	0	85,601	0.00
03-067300-3	PHILIP YEE	385,205	0	385,205	0.00
03-309524-5	JENNY C YEH	8,535,000	0	8,535,000	0.00
02-551300-5	SHOU WOON YEMOR PAUL YEM	320,980	0	320,980	0.00
03-068800-2	ROBERT YENKO	278,193	0	278,193	0.00
03-069100-9	THEAN POH YECH	214,002	0	214,002	0.00
03-398829-7	SUK MEI YEUNG	2,580,428	0	2,580,428	0.00

03-069200-1	YEUNG CHOI LUEN	886,666	0	886,666	0.00
00-608700-4	CHUY YIA	963,013	0	963,013	0.00
03-069400-7	LUIS ERNESTO YIA	321,004	0	321,004	0.00
03-069700-5	MAGDELINE GOEI BENG YIAN	642,009	0	642,009	0.00
03-087800-9	EMY L. YIU	242,022	100,000	342,022	0.00
03-070000-8	FLORENCE GAN YIU	99,875	2,000,000	2,099,875	0.00
03-564539-4	RAMON YIU	57,000	0	57,000	0.00
03-070400-9	SUY HUN YIU	468,404	0	468,404	0.00
03-070900-2	ESTRELLA N. YLAGAN	42,800	0	42,800	0.00
03-071000-3	FELISA O. YLAGAN	256,803	0	256,803	0.00
03-071700-2	MAGDALENA V. YMSON	96,300	0	96,300	0.00
03-072500-2	ANGEL Q. YOINGCO	202,159	0	202,159	0.00
03-072600-5	JOSE J. YOINGCO	4,108,860	0	4,108,860	0.00
03-073100-7	HENRY YONG	100,000	0	100,000	0.00
03-073400-5	PEDRO YONG	612,413	0	612,413	0.00
03-073500-8	VIVIAN L. YONG	1,399,495	0	1,399,495	0.00
03-408129-1	VIVIAN L. YONG&/OR CONCEPCION YONG	1,185,259	0	1,185,259	0.00
03-073700-3	DAMIAN YONGCO	428,006	0	428,006	0.00
01-527700-2	KU YONGCO	284,034	0	284,034	0.00
03-661271-1	MATELDE YONGCO	2,000,000	0	2,000,000	0.00
03-651471-6	FLORANTE V. YONZON&/OR JOSE LUNDI JALANDONI	71,110	0	71,110	0.00
03-074300-8	ANTONIO UNG YORK	739,154	0	739,154	0.00
03-074500-3	JOVENCITO M. YORRO&/OR CELIA YORRO	379,406	70,000	449,406	0.00
03-074800-1	CORINA A. YOTOKO	856,032	0	856,032	0.00
03-075000-5	ROSARIO A YOTOKO	2,824,890	0	2,824,890	0.00
03-075400-6	ANTHONY YOUNG	475,086	0	475,086	0.00
03-075600-1	BENITO YOUNG	398,835	500,000	898,835	0.00
03-075500-9	BETTY YOUNG	2,687,876	0	2,687,876	0.00
03-075800-7	BEVERLY YOUNG	475,086	0	475,086	0.00
03-738074-8	CHERYL JOYCE YOUNG	85,601	0	85,601	0.00
03-076400-1	CLARENCE S. YOUNG&/OR ELIZABETH YOUNGS, JT/WRS	128,401	0	128,401	0.00
03-076600-7	ELENA C. YOUNG	1,229,735	0	1,229,735	0.00
03-365724-4	ELIZABETH DEE YOUNG	2,150,356	0	2,150,356	0.00
03-253819-8	ELVIS YOUNG	684,827	0	684,827	0.00
03-785874-8	ELVIS YOUNG	1,219,858	0	1,219,858	0.00
03-784174-3	ELVIS YOUNGOR ELEANOR YOUNG	5,226,078	0	5,226,078	0.00
03-076900-5	FORTUNATO YOUNG	416,662	0	416,662	0.00
03-077100-9	HENRY RICARDO YOUNG	216,803	40,000	256,803	0.00
03-077200-1	IVAN YOUNG	542,009	100,000	642,009	0.00
03-077800-8	JANE K. YOUNG	85,601	0	85,601	0.00
03-292222-9	JOHN BENEDICT YOUNG	102,719	0	102,719	0.00
03-079300-5	JOSEFINA YOUNG	44,300	0	44,300	0.00
03-079000-7	JOSEPH YOUNG	49,998	0	49,998	0.00
03-079400-8	LUCY YOUNG	0	1,000,000	1,000,000	0.00
03-079800-9	MANUEL YOUNG	2,054,429	0	2,054,429	0.00
03-401629-7	MANUEL YOUNG	684,827	0	684,827	0.00
03-079900-1	MARGARITA B. YOUNG	1,511,642	499,987	2,011,629	0.00
03-080100-1	NELIA A. YOUNG	0	633,317	633,317	0.00
03-080200-4	NICOLAS TURQUAND YOUNG	214,002	0	214,002	0.00
03-649571-1	ROBERTO M. YOUNG	2,000,000	0	2,000,000	0.00
03-292322-1	ROSEMARIE YOUNG	51,358	0	51,358	0.00
03-081800-6	VIRGILIO CO YOUNG	321,004	0	321,004	0.00
03-082200-5	JUANITA S. YRASTORZA	481,505	0	481,505	0.00
03-082500-3	MARIANO YSACH	85,601	0	85,601	0.00
03-292822-5	FELIPE YSRAEL	64,202	0	64,202	0.00
03-082900-4	DULCISIMO B. YTEM	128,401	0	128,401	0.00
03-083400-6	ALBERT CONSTANTIN YU	428,006	0	428,006	0.00
03-083100-8	ALEX YU	55,764	0	55,764	0.00
03-083500-9	AURORA S YU	7,290	0	7,290	0.00
03-085600-2	CACHU YU	6,741,103	0	6,741,103	0.00
03-086900-6	CLIFFORD YU	29,085	0	29,085	0.00
03-151203-3	DEWEY YU	10	0	10	0.00
03-289822-2	DOMINGO YU	519,221	0	519,221	0.00
03-087600-3	DONATO YU	64,200	0	64,200	0.00
03-088700-1	ESTEBAN C. YU	100,000	0	100,000	0.00
03-105900-5	GING LAI YU	214,002	0	214,002	0.00
03-090300-8	GREGORIA YU	7,419	0	7,419	0.00
03-090700-9	HELEN YU	192,598	0	192,598	0.00
03-106600-2	HUA YU	3,852,059	0	3,852,059	0.00
03-092400-1	JAIME YU	128,373	0	128,373	0.00
03-092200-6	JAMES YU	480,859	0	480,859	0.00
03-455330-8	JASON G. YU	256,810	0	256,810	0.00
03-091300-3	JOHN S. YU	1,392,180	0	1,392,180	0.00
03-092800-2	JOHNNY YU	94,145	0	94,145	0.00
03-091400-6	JOSE YU	537,574	0	537,574	0.00
03-602545-3	JUANITA C. YU	2,000,000	0	2,000,000	0.00
03-093000-6	JUANITA PE YU	336,875	0	336,875	0.00
03-094200-7	LITA YU	1,640,033	500,000	2,140,033	0.00
03-095200-2	MANUEL P. YU	9,970	50,990	60,960	0.00

03-096100-5	MARGARET H. YU	2,996,014	0	2,996,014	0.00
03-226812-4	MARGARITO MANUEL C. YU	302,988	0	302,988	0.00
03-095600-3	MARIANO YU	9,840,198	3,000,000	12,840,198	0.01
03-094800-3	MARIE TAN YU	6,551,684	0	6,551,684	0.00
03-715874-1	MICHAEL YU	2,359,797	0	2,359,797	0.00
03-748774-8	NEIL JOHN A. YU	4,000,000	0	4,000,000	0.00
03-097200-3	PACIFICO YU	1,612,724	0	1,612,724	0.00
03-096900-7	PACITA YU	428,006	0	428,006	0.00
03-790774-9	PACITA YU	8,601,434	0	8,601,434	0.00
03-097000-8	PACITA S YU	8,529,076	0	8,529,076	0.00
03-096800-4	PETER C. L. YU	8,600,000	0	8,600,000	0.00
03-115800-3	PO TEE YU	8,127,483	0	8,127,483	0.00
03-097900-2	ROBERT G. YU	455,385	0	455,385	0.00
03-097700-7	ROLAND H. YU	1,002,282	0	1,002,282	0.00
03-098500-7	SIMEON YU	1,412,457	0	1,412,457	0.00
03-098200-9	SIMON YU	806,381	0	806,381	0.00
02-764400-9	TAT YU	666,650	0	666,650	0.00
03-099200-4	TECHING YU	3,210,049	0	3,210,049	0.00
03-117100-5	TEN PIAK YU	1,501,722	0	1,501,722	0.00
03-099000-9	TERESA T. YU	3,093,000	0	3,093,000	0.00
03-099700-8	VICENTA V YU	639,145	0	639,145	0.00
03-100100-6	VICENTE YU	205,446	0	205,446	0.00
03-099600-5	VICENTE YU	1,448,676	0	1,448,676	0.00
03-653871-8	VICTORIA CHINGTOCO YU	855,149	0	855,149	0.00
03-141603-3	VINCENT BRYANT YU	5,846,286	0	5,846,286	0.00
03-659371-7	WELLINGTON TAN YU	374,242	0	374,242	0.00
03-538339-8	WILLIAM YU	650,954	0	650,954	0.00
03-532939-1	ROBERT YU ANG	1,284,052	0	1,284,052	0.00
00-530500-6	VICENTE S. YU CHANG	8,063,636	0	8,063,636	0.00
03-094500-5	LARRY YU H.S.	36,579,274	0	36,579,274	0.02
03-090200-5	GERONIMO YU JR.	214,002	0	214,002	0.00
03-116800-9	YU SO JUN ENRIQUEZ	856,013	0	856,013	0.00
03-103100-2	ALFONSO YUCHENGCO	3,198,374	0	3,198,374	0.00
01-342100-7	HON-KEUNG YUEN	428,006	0	428,006	0.00
03-399629-7	TSOI HING YUEN	10,751,788	0	10,751,788	0.01
03-105800-2	WAI GO YUEN	271,004	50,000	321,004	0.00
03-109400-3	CRESENCIANA C. YULO	64,200	0	64,200	0.00
03-446030-4	JOSE A. YULO&/OR SHEILA P. YULO	1,503,491	0	1,503,491	0.00
03-110300-2	JOSE MARIA J. YULO	7,559,664	0	7,559,664	0.00
03-234815-9	LINDA L. YULO	577,823	0	577,823	0.00
03-110400-5	LUIS T. YULO	1,284,019	0	1,284,019	0.00
03-110700-3	TERESA J. YULO	75,153,117	0	75,153,117	0.04
03-110800-6	TRINIDAD L. YULO	856,013	0	856,013	0.00
03-111300-8	ELILIA R. YUMANG	160,503	0	160,503	0.00
03-111500-3	FRANCISCO YUMANG&/OR VICTORIA B. YUMANG JT TENS	128,401	0	128,401	0.00
03-111600-6	VIRGINIA D. YUMANG	193,457	0	193,457	0.00
03-111700-9	ZENAIDA R. YUMANG	160,493	0	160,493	0.00
03-111800-1	JOSE L. YUMUL	684,809	0	684,809	0.00
03-112000-5	WAI KIT YUNG	577,782	0	577,782	0.00
03-112400-6	PAUL D. YUOANKEE	1,400,287	0	1,400,287	0.00
03-113600-7	NITA L. YUPANGCO	856,013	0	856,013	0.00
03-116200-2	DRINA L. YUSAY	256,803	0	256,803	0.00
03-116300-5	JOSE O. YUSE	385,205	0	385,205	0.00
03-116400-8	HORTENSIA YUSECO	1,027,213	0	1,027,213	0.00
03-674871-5	MIRIAM MACARAIG YUSON	1,847,368	0	1,847,368	0.00
03-117000-2	NELSON YUSTE	91,307	0	91,307	0.00
03-117900-7	TERESITA L. YVANOVICH	1,245,271	0	1,245,271	0.00
03-118000-8	TERESITA L. YVANOVICH	1,112,922	0	1,112,922	0.00
03-481230-6	PILAR D. ZABALA&/OR JOSEFINA D. ZABALA	205,440	0	205,440	0.00
03-650971-4	JOEL E. ZABALLERO	6	0	6	0.00
03-118900-2	ANGELITO ZABELLA	856,013	0	856,013	0.00
03-119000-3	BUENAVENTURA ZAFIRO JR	42,800	0	42,800	0.00
03-297424-8	AURORA MESINA ZAFRA	136,959	0	136,959	0.00
03-119100-6	AURORA V. ZAFRA	108,401	20,000	128,401	0.00
03-119300-1	CRISTETA ZAFRA	227,686	0	227,686	0.00
03-119200-9	CYNTHIA ZAFRA	11,438	0	11,438	0.00
03-119400-4	URBANO ZAFRA	428,006	0	428,006	0.00
03-119500-7	VERNE L. ZAFRA&/OR AURORA V. ZAFRA	108,401	20,000	128,401	0.00
03-119700-2	DIT ZAGALA	175,213	0	175,213	0.00
03-119800-5	JUANITA G. ZAGALA	442,009	0	442,009	0.00
03-120000-5	ROSARIO ZAGALA	4,365,667	0	4,365,667	0.00
03-120300-3	CESAR C. ZALAMEA	55,854,864	0	55,854,864	0.03
03-120700-4	ENRIQUE NATALIO C. ZALAMEA	333,324	0	333,324	0.00
03-121300-9	MANUEL M. ZALAMEA	1,284,019	0	1,284,019	0.00
03-121800-2	PURIFICACION M. ZALAMEA	142,071	25,346	167,417	0.00
03-122000-6	SOCORRO R. ZALAMEA	128,401	0	128,401	0.00
03-122200-1	VICTORIA S. ZALDARRIAGA	1,059,324	0	1,059,324	0.00
03-122600-2	OFELIA C. ZALDIVIA	2,827	0	2,827	0.00
03-123100-4	RICHARD ZAMIT	642,009	0	642,009	0.00

03-123500-5	CARIDAD B. ZAMORA	10,000	0	10,000	0.00
03-150703-1	CRISPULO B. ZAMORA&/OR VICENTE M. ZAMORA SR.	27,392	0	27,392	0.00
03-124300-5	FELIPA C. ZAMORA	28,401	0	28,401	0.00
03-125200-8	MANUEL A. ZAMORA	2,889,043	0	2,889,043	0.00
03-125400-3	NONITO ZAMORA	85,601	0	85,601	0.00
03-447230-5	RICHARD A. ZAMORA	4,274,287	0	4,274,287	0.00
03-124000-7	EDUARDO H. ZAMORA, JR.	8,560,132	0	8,560,132	0.00
03-389929-4	CESAR N. ZAMPAGA	12,782	0	12,782	0.00
03-125800-4	MERCEDES B. ZANDUETA	89,879	0	89,879	0.00
03-126000-8	SUSAN ZANDUETA	54,239	0	54,239	0.00
03-126200-3	CLARITA Q. ZAPA	85,601	0	85,601	0.00
03-126300-6	DANILO D. ZAPANTA	133,330	0	133,330	0.00
03-554939-4	NOEL D. ZAPANTA	200,000	0	200,000	0.00
03-126400-9	RENATO ZAPANTA	31,250	0	31,250	0.00
03-125700-1	LUISITO ZARA	8,559	0	8,559	0.00
03-127100-6	CARMEN M. ZARAGOZA	171,196	0	171,196	0.00
03-127700-2	ROSAURO D ZARAGOZA	2,000,000	0	2,000,000	0.00
03-127900-8	JESUS ZARANDIN	3,422,587	1,200,000	4,622,587	0.00
03-128200-4	LOLITA ZARATE	2,375,464	0	2,375,464	0.00
03-530239-1	NELLY SABEROLA ZARATE&/OR MARIANELA Z. FERNANDO	213,607	0	213,607	0.00
03-129000-4	HERMINIGILDO ZAYCO	856,013	0	856,013	0.00
03-129100-7	NADINE ZAYCO&/OR DENISE ZAYCO	192,607	0	192,607	0.00
03-129400-5	PRESENTACION HERNAEZ ZAYCO	294,705	0	294,705	0.00
03-129500-8	NOEMI I. ZENAROSA	214,002	0	214,002	0.00
03-754974-2	ANDREW ZENZEL	2,000,000	0	2,000,000	0.00
03-129700-3	EXPEDITO B. ZEPEDA	2,568,039	0	2,568,039	0.00
03-130000-6	MANUEL ZIALCITA	42,800	0	42,800	0.00
03-145603-5	MERCEDES N. ZIALCITA	179,767	0	179,767	0.00
03-130100-9	MILAGROS ZIALCITA	1,000,909	0	1,000,909	0.00
03-130200-1	CARMEN V. ZIGA	835,237	0	835,237	0.00
03-130400-7	MAX ZIMMERMAN	1,890,369	0	1,890,369	0.00
03-130700-5	LOURDES ZINGAPAN	85,601	0	85,601	0.00
03-130800-8	EMILINA S. ZONAGA	201,589	0	201,589	0.00
03-131000-1	ELBERT ZOSA	499,982	0	499,982	0.00
03-131100-4	HECTOR D. ZOSA	256,803	0	256,803	0.00
03-131400-2	ROLANDO M. ZOSA	328,006	100,000	428,006	0.00
03-131500-5	WINFRED ZOSA	856,013	0	856,013	0.00
03-131800-3	ALFRED ZUBERBUEHIER	719,046	0	719,046	0.00
03-132200-2	STEPHEN ZUCCHETTO	428,006	0	428,006	0.00
03-132300-5	AGUSTIN B. ZULUAGA	1,826,981	0	1,826,981	0.00
03-132600-3	EUFEMIA ZULUAGA	1,127,352	0	1,127,352	0.00
03-132700-6	EULALIA ZULUAGA	1,737,344	0	1,737,344	0.00
03-133100-5	FRUDENCIO ZULUAGA	1,769,647	0	1,769,647	0.00
03-133400-3	RODRIGO ZULUAGA	105,257	0	105,257	0.00
03-133600-9	RODRIGO B. ZULUAGA JR.	244,794	0	244,794	0.00
03-133900-7	CONSOLACION ZULUETA	428,006	0	428,006	0.00
03-135200-9	CRISTINA B. ZUNO	342,404	0	342,404	0.00
03-362924-3	CRISTETA H. ZURBANO &/OR MA.PERPETUA FATIMA &/OR ALVIN ZURBAN	94,400	0	94,400	0.00
	Subtotal	24,655,816,736	442,850,875	25,098,667,611	12.55

BROKER

00-000200-6	A & A SECURITIES, INCORPORATED	868,972	0	868,972	0.00
00-194100-5	A.T. DE CASTRO SECURITIES CORP.	6,789,899	300,000	7,089,899	0.00
02-392401-1	AAA SOUTHEAST EQUITIES, INCORPORATED	11,121,388	0	11,121,388	0.01
00-000300-9	AARON J & E STOCKBROKERS, INC.	171,202	0	171,202	0.00
03-293122-1	ABACUS SECURITIES CORPORATION	200,020	0	200,020	0.00
00-051900-5	ALAKOR SECURITIES CORP.	3,433,429	0	3,433,429	0.00
00-060100-9	ALBERT SECURITIES, INC. (FILIPINO)	85,601	0	85,601	0.00
00-075700-3	ALL ASIA SECURITIES MGT. CORPORATION	200,000	100,000	300,000	0.00
00-083900-9	ALPHA SECURITIES CORPORATION	1,000,000	0	1,000,000	0.00
00-098100-5	AMON SECURITIES CORP.	4,017,859	0	4,017,859	0.00
02-976900-8	AMSTEEL SECURITIES (PHILS.), INC.	54,945,284	0	54,945,284	0.03
00-132219-1	ANGPING & ASSOC. SEC. INC. A/C # CROG0000	4,000,000	0	4,000,000	0.00
00-135100-5	ANSALDO, GODINEZ & CO., INC.	17,373,091	0	17,373,091	0.01
00-135900-7	ANSELMO TRINIDAD & CO. HK LTD.	100,000	0	100,000	0.00
00-136000-8	ANSELMO TRINIDAD & CO., INC. (AMERICAN)	3,210,000	0	3,210,000	0.00
00-136300-6	ANSELMO TRINIDAD & CO. INC.HK LTD.	31,889,132	0	31,889,132	0.02
00-136400-9	ANSELMO TRINIDAD & CO., INC. (OTHER ALIEN)	1,325,000	0	1,325,000	0.00
00-137200-9	ANSELMO TRINIDAD & CO., INC. (FILIPINO)	6,810,667	5,650,000	12,460,667	0.01
00-143100-5	APOLLO SECURITIES INC. (FILIPINO)	468,666	0	468,666	0.00
00-175800-8	ARMSTRONG SECURITIES, INC.	15,410,137	0	15,410,137	0.01
03-429629-2	ASIA PACIFIC CAPITAL EQUITIES AND SECS., CORP.	356,369	0	356,369	0.00
01-464201-2	ASIAN CAPITAL EQUITIES, INC.	12,313,148	0	12,313,148	0.01
00-185700-6	ASIAN OCEANIC MERIT SEC., INC.	0	1,000,000	1,000,000	0.00
00-319200-1	B.H. CHUA SEC. CORP.	15,000	0	15,000	0.00
00-327800-8	B.L. TAN SECURITIES, INC. (FILIPINO)	100,000	0	100,000	0.00
00-250900-3	BARCELON, ROXAS SECURITIES, INC.	35,641,549	0	35,641,549	0.02

03-341426-9	BARING SEC.(PHIL) INC. A/ CBATE001	8,322	0	8,322	0.00
03-341429-3	BARING SECS.(PHILS.), INC. A/C # 22-01	13,719	0	13,719	0.00
03-341427-7	BARING SECURITIES (PHILS.), INC. A/C # BSPI	8,521	0	8,521	0.00
03-341424-2	BARING SECURITIES (PHILS.), INC.	12,782	0	12,782	0.00
00-298800-8	BELSON SECURITIES, INC	5,845,181	0	5,845,181	0.00
00-308700-9	BENJAMIN CO CA & CO., INC.	15,569,716	0	15,569,716	0.01
00-346000-2	BPI SECURITIES CORPORATION	607,790	0	607,790	0.00
00-350100-3	BRIDGESTONE SECURITIES, CORP. (FILIPINO)	1,136,355	0	1,136,355	0.00
03-221211-2	BT BROKERAGE (PHILS) INC.	11,230,787	0	11,230,787	0.01
00-375600-6	CABARRUS-LIM SECURITIES, INC. (FILIPINO)	30,000	0	30,000	0.00
00-383800-1	CAFRA BROTHERS SECURITIES, INC.	1,353,578	100,000	1,453,578	0.00
00-399700-2	CAMPOS, LANUZA & CO., INC.	1,500,000	0	1,500,000	0.00
00-488100-1	CATHAY ASIA SECURITIES, INC. (FILIPINO)	2,666	40,000	42,666	0.00
00-505028-5	CATHAY SEC. CO., INC. A/C # 1335	17,033	0	17,033	0.00
00-505043-7	CATHAY SEC. CO., INC. A/C # 1456	1,066,666	0	1,066,666	0.00
00-505046-1	CATHAY SEC. CO., INC. A/C # 1004	68,481	0	68,481	0.00
00-505049-6	CATHAY SEC. CO., INC. A/C # 1057	1,142,988	0	1,142,988	0.00
00-505079-5	CATHAY SECURITIES CO., INC. A/C # 2453	40,000,000	0	40,000,000	0.02
00-505600-3	CATHAY SECURITIES CO., INC. A/C 1066	6,847	0	6,847	0.00
00-498600-6	CATHAY SECURITIES CO., INC. A/C 1143	684,827	0	684,827	0.00
00-504500-5	CATHAY SECURITIES CO., INC. A/C # 1204	2,150,356	0	2,150,356	0.00
00-505005-8	CATHAY SECURITIES CO.,INC. A/C#1195	593	0	593	0.00
00-505018-9	CATHAY SECURITIES CO., INC. A/C # 1181	66,650	0	66,650	0.00
00-560400-6	CHIONG & CO., INC. (FILIPINO)	2,793,347	0	2,793,347	0.00
00-560600-1	CHIONG & CO., INC. (CHINESE)	114,134	0	114,134	0.00
00-613300-7	CITICORP VICKERS PHILS., INC.	519,975	0	519,975	0.00
00-612300-1	CITISECURITIES INC.	333,350	0	333,350	0.00
03-310524-7	CONNELL SECURITIES, INC.	1,173,478	0	1,173,478	0.00
00-667100-8	CORINTHIAN SECURITIES, INC.	2,430,666	0	2,430,666	0.00
00-667300-3	CORINTHIAN SECURITIES, INC. (OTHER ALIEN)	52,118	0	52,118	0.00
00-678900-6	COSIO SEC. CORP. A/C#241	38,520	0	38,520	0.00
00-679000-7	COSIO SEC. CORP. A/C#243	25,681	0	25,681	0.00
00-679700-6	COSIO SEC. CORP. A/C#267	64,202	0	64,202	0.00
00-679900-1	COSIO SEC. CORP. A/C#307	256,810	0	256,810	0.00
00-680000-9	COSIO SEC. CORP. A/C#308	128,405	0	128,405	0.00
00-680600-5	COSIO SECURITIES CORPORATION A/C 209	78,405	50,000	128,405	0.00
00-678800-3	COSIO SECURITIES CORPORATION ACCOUNT NO. 239	128,405	0	128,405	0.00
00-688600-9	CREDIT MANILA INC.	1,441	0	1,441	0.00
00-688500-6	CREDIT MANILA, INC. (FILIPINO)	3,466	0	3,466	0.00
03-559839-9	CROSBY UBP SEC., INC.	45,582	0	45,582	0.00
00-738600-6	CU-UNJIENG SECURITIES, INC. (FILIPINO)	770,405	0	770,405	0.00
00-721300-9	CUA, ANG & CHUA SECURITIES, INC. (FILIPINO)	856,013	0	856,013	0.00
00-723900-6	CUALOPING SECURITIES CORP.	30,956,593	249,994	31,206,587	0.02
00-802100-9	D.B. TEODORO SECURITIES, INC.	4,233,411	0	4,233,411	0.00
00-849400-9	D.L. SANTIAGO SECURITIES, INC.	299,604	0	299,604	0.00
00-759200-2	DAO HENG SEC. (PHIL.) INC. A/C D0001-0	1,567	0	1,567	0.00
00-755800-7	DAO HENG SECURITIES (PHIL) INC	420,000	0	420,000	0.00
00-792403-8	DAVID GO SEC. CORP. A/C NO. 3415	2,999,995	0	2,999,995	0.00
00-797813-2	DAVID GO SEC. CORP. A/C NO. 2175	30,000,000	0	30,000,000	0.02
00-796300-2	DAVID GO SECURITIES CORP. ACCT. 3093	3,800,000	0	3,800,000	0.00
00-797200-5	DAVID GO SECURITIES CORP. 3333	5,000,000	0	5,000,000	0.00
00-797800-1	DAVID GO SECURITIES CORP.	698,083,201	0	698,083,201	0.35
00-797811-6	DAVID GO SECURITIES CORP. A/C # 2176	24,000,000	0	24,000,000	0.01
00-792400-3	DAVID GO SECURITIES CORP.	80,000	0	80,000	0.00
00-819000-5	DE SILVA SECURITIES INC.	4,330,000	0	4,330,000	0.00
00-809700-3	DEES SECURITIES CORP. (FILIPINO)	2,404,281	0	2,404,281	0.00
00-849601-2	DHARMALA SECURITIES (PHILS.), INC.	15,288	0	15,288	0.00
00-826200-5	DIAMOND SECURITIES, INC. (FILIPINO)	4,237,252	0	4,237,252	0.00
00-849600-4	DMT SECURITIES (PHILS.), INC.	750,971	0	750,971	0.00
00-888200-1	E. CHUA CHIACO SEC., INC.	1,500,000	0	1,500,000	0.00
00-910300-6	E. SANTAMARIA & CO. INC. (AMERICAN)	49,351,427	0	49,351,427	0.02
00-910400-9	E. SANTAMARIA & CO. INC. (CHINESE)	171,205	0	171,205	0.00
00-910500-1	E. SANTAMARIA & CO. INC. (OTHER ALIEN)	513,616	0	513,616	0.00
00-910200-3	E. SANTAMARIA & CO., INC. (FILIPINO)	24,065,098	0	24,065,098	0.01
00-892300-2	E.K. LITONJUA SECURITIES, INC. (FILIPINO)	2,820,771	0	2,820,771	0.00
00-884500-8	EAST WEST CAPITAL CORPORATION	9,403,074	0	9,403,074	0.00
00-884400-5	EASTERN SEC. DEVELOPMENT CORP.	615,597	0	615,597	0.00
00-885500-3	EBC SECURITIES CORP.	4,793,594	20,000	4,813,594	0.00
00-907400-6	EQUITIWORLD STOCK BROKERS INC.	66,665	5,000,000	5,066,665	0.00
03-312124-7	EVERGREEN STOCK BROKERAGE & SEC., INC.	11,972,585	0	11,972,585	0.01
01-086300-2	F. YAP SECURITIES, INC.	5,026,036	0	5,026,036	0.00
00-953400-9	F.C. HAGEDORN & CO., INC. (FILIPINO)	1,320,000	0	1,320,000	0.00
00-949600-6	FAR EAST SECURITIES CORP. (FILIPINO)	545,699	0	545,699	0.00
00-954900-8	FEB STOCK BROKERS INC.	99,936	0	99,936	0.00
00-954922-7	FEB STOCK BROKERS, INC. A/C # AJC00007	3,333	0	3,333	0.00
00-970500-7	FEDERATION SECURITIES CORP. (FILIPINO)	2,175,816	0	2,175,816	0.00
03-407229-9	FIRST INTEGRATED CAPITAL SEC., INC.	24,774	0	24,774	0.00
03-407232-8	FIRST INTEGRATED CAPITAL SEC., INC. (001203)	125	0	125	0.00
03-407233-6	FIRST INTEGRATED CAPITAL SEC., INC. (000001)	20,315	0	20,315	0.00

01-017900-8	FORTUNE SEC. INC	8,370,536	0	8,370,536	0.00
01-029407-3	FRANCISCO ORTIGAS SECURITIES, INC. A/C # 5551	500,000	0	500,000	0.00
01-154400-3	G & L SECURITIES CO., INC.	41,389,926	0	41,389,926	0.02
01-140900-4	G.D. TAN & CO., INC.	7,168,715	0	7,168,715	0.00
01-143400-7	GENCOR SECURITIES, INC. (FILIPINO)	14,492,083	0	14,492,083	0.01
01-144200-7	GENESIS GLOBAL SECURITIES, INC.	241,535	0	241,535	0.00
01-149000-9	GIMENEZ STOCK BROKERAGE & CO., INC. (FILIPINO)	13,016,394	0	13,016,394	0.01
03-548439-1	GOLDSTAR SECURITIES, INC.	200,000	0	200,000	0.00
01-242500-6	GUILD SECURITIES, INC.	22,570,260	0	22,570,260	0.01
00-756171-6	GUOCO SEC. (PHIL) INC. A/C # S0001	1,333	0	1,333	0.00
00-756100-3	GUOCO SECURITIES (PHILS) INC.	423,767	0	423,767	0.00
01-273500-4	H.E. BENNETT SECURITIES, INC.	298,666	0	298,666	0.00
01-277500-6	H.E. BENNETT SECURITIES, INC. ACCOUNT NO. 4962	200,000	0	200,000	0.00
01-278500-1	H.E. BENNETT SECURITIES, INC. ACCOUNT NO. 2349	10,000	0	10,000	0.00
01-278900-2	H.E. BENNETT SECURITIES, INC. ACCOUNT NO. 2742	1,667	0	1,667	0.00
01-279200-9	H.E. BENNETT SECURITIES, INC. ACCOUNT NO. 3136	100,000	0	100,000	0.00
01-279900-8	H.E. BENNETT SECURITIES, INC. ACCOUNT NO. 3779	20,000	0	20,000	0.00
01-280400-6	H.E. BENNETT SECURITIES, INC. ACCOUNT NO. 4042	80,000	0	80,000	0.00
01-281100-3	H.E. BENNETT SECURITIES, INC. ACCOUNT NO. 4439	30,000	0	30,000	0.00
01-281500-4	H.E. BENNETT SECURITIES, INC. ACCOUNT NO. 4769	100,000	0	100,000	0.00
01-281800-2	H.E. BENNETT SECURITIES, INC. ACCOUNT NO. 4787	200,000	0	200,000	0.00
01-283100-4	H.E. BENNETT SECURITIES INC ACCOUNT NO 5626	95,745	0	95,745	0.00
03-381256-6	HDI SEC., INC. A/C # ACUNR001	76,159	0	76,159	0.00
03-381226-7	HDI SECURITIES, INC.	47,340	0	47,340	0.00
03-390629-8	HG ASIA SEC. (PHILS.), INC.	161,909	0	161,909	0.00
03-424029-9	HIGHLAND SECURITIES PHILS., INC.	625,763	0	625,763	0.00
01-329626-9	HK SECURITIES, INC. A/C # 1010296	200,000	0	200,000	0.00
01-356200-2	I. ACKERMAN & CO., INC.	2,581,667	0	2,581,667	0.00
01-359700-2	I. B. GIMENEZ SEC. INC. A/C A-68	42,034	0	42,034	0.00
01-363200-7	I. B. GIMENEZ SEC. INC. A/C # D-293	830,963	0	830,963	0.00
01-358727-7	I. B. GIMENEZ SEC., INC. A/C # E-75	780,702	0	780,702	0.00
01-358710-3	I. B. GIMENEZ SECURITIES, INC. A/C # E-41	1,561,406	0	1,561,406	0.00
01-372600-3	I. B. GIMENEZ SECURITIES, INC. A/C # C-90	446,544	0	446,544	0.00
01-367700-2	I.B. GIMENEZ SEC. INC. A/C # N-39	98,709	0	98,709	0.00
01-364300-5	I.B. GIMENEZ SEC. INC. A/C # G-37	593,551	0	593,551	0.00
01-363400-2	I.B. GIMENEZ SEC. INC. A/C # D-300	237,411	0	237,411	0.00
01-363500-5	I.B. GIMENEZ SEC. INC. A/C # D-358	296,774	0	296,774	0.00
01-362400-7	I.B. GIMENEZ SEC. INC. A/C # D-175	4,748,422	0	4,748,422	0.00
01-363000-1	I.B. GIMENEZ SEC. INC. A/C # D-266	415,481	0	415,481	0.00
01-363100-4	I.B. GIMENEZ SEC. INC. A/C # D-278	1,038,704	0	1,038,704	0.00
01-358728-5	I.B. GIMENEZ SEC., INC. A/C # B-16	52,025	0	52,025	0.00
01-358729-3	I.B. GIMENEZ SEC., INC. A/C # B-16	38,081	0	38,081	0.00
01-363900-6	I.B. GIMENEZ SEC., INC. A/C # E-01	29,274	0	29,274	0.00
01-358743-7	I.B. GIMENEZ SEC., INC. A/C # ASR-006	285,000	0	285,000	0.00
01-372200-2	I.B. GIMENEZ SEC., INC. A/C # U-51	4,035,556	0	4,035,556	0.00
01-358707-4	I.B. GIMENEZ SEC., INC. A/C # U-68	89,034	0	89,034	0.00
01-358700-7	I.B. GIMENEZ SECURITIES, INC.	1,790,893	0	1,790,893	0.00
01-358703-1	I.B. GIMENEZ SECURITIES INC. A/C # E-30	46,934	0	46,934	0.00
01-373500-6	I.B. GIMENEZ SECURITIES, INC. A/C # E-12	31,175	0	31,175	0.00
01-365800-4	I.B. GIMENEZ SECURITIES, INC. A/C # A-75	7,692,908	0	7,692,908	0.00
01-367200-9	I.B. GIMENEZ SECURITIES, INC. A/C # C-25	11,868	0	11,868	0.00
01-358730-6	I.B. GIMENEZ SECURITIES, INC. A/C # W-09	1,463,819	0	1,463,819	0.00
01-358732-2	I.B. GIMENEZ SECURITIES, INC. A/C # W-13	2,195,728	0	2,195,728	0.00
01-358734-9	I.B. GIMENEZ SECURITIES, INC. A/C # E-12	73,190	0	73,190	0.00
01-358735-7	I.B. GIMENEZ SECURITIES, INC. A/C # U-107	8,659,548	0	8,659,548	0.00
03-549839-8	I.B. GIMENEZ SECURITIES, INC. A/C # B-41	731,909	0	731,909	0.00
01-386500-3	IMPERIAL, DE GUZMAN, ABALOS & CO., INC.	7,064,873	50,000	7,114,873	0.00
01-391400-4	INSULAR SECURITIES, INC. (FILIPINO)	4,654,147	0	4,654,147	0.00
01-393900-9	INVESTORS SECURITIES, INC.	12,071,367	0	12,071,367	0.01
01-397700-5	ISLAND SECURITIES, INC. (FILIPINO)	19,476,051	0	19,476,051	0.01
01-463500-7	J.D. CALDERON SECURITIES, INC. (FILIPINO)	4,964,874	0	4,964,874	0.00
01-473900-9	J.J. ORTIGAS & CO., INC.	130,000	0	130,000	0.00
01-474500-3	J.M. BARCELON & CO., INC.	2,111,645	0	2,111,645	0.00
01-417500-4	JAMES UY INC A/C NO. 16043	72,187	0	72,187	0.00
01-417600-7	JAMES UY INC. A/C NO. 16249	36,092	0	36,092	0.00
01-417800-2	JAMES UY INC. A/C NO. 16128	63,312	0	63,312	0.00
01-417900-5	JAMES UY INC. A/C NO. 16178	2,737,214	0	2,737,214	0.00
01-418100-9	JAMES UY INC. A/C NO. 18116	12,198	0	12,198	0.00
01-418300-4	JAMES UY INC. A/C NO. 18191	1,245,660	0	1,245,660	0.00
01-418400-7	JAMES UY INC. A/C NO. 19219	64,404	0	64,404	0.00
01-418600-2	JAMES UY INC. A/C NO. 19215	18,297	0	18,297	0.00
01-418700-5	JAMES UY INC. A/C NO. 19225	121,981	0	121,981	0.00
01-418800-8	JAMES UY INC. A/C NO. 19195	184,799	0	184,799	0.00
01-419200-7	JAMES UY INC. A/C NO. 19095	362,283	0	362,283	0.00
01-419800-3	JAMES UY INC. A/C NO. 20183	2,165,707	0	2,165,707	0.00
01-419900-6	JAMES UY INC. A/C NO. 22044	60,990	0	60,990	0.00
01-420000-3	JAMES UY INC. A/C NO. 22084	221,026	0	221,026	0.00
01-420200-9	JAMES UY INC. A/C NO. 1167	121,981	0	121,981	0.00
01-420300-1	JAMES UY INC. A/C NO. 1319	303,195	0	303,195	0.00

01-420400-4	JAMES UY INC. A/C NO. 1227	27,233,746	0	27,233,746	0.01
01-420900-8	JAMES UY INC. A/C NO. 2085	213,268	0	213,268	0.00
01-421000-9	JAMES UY INC. A/C NO. 2103	18,377	0	18,377	0.00
01-421100-1	JAMES UY INC. A/C NO. 3794	39,033	0	39,033	0.00
01-421200-4	JAMES UY INC. A/C NO. 3861	121,981	0	121,981	0.00
01-421300-7	JAMES UY INC. A/C NO. 3265	60,990	0	60,990	0.00
01-421500-2	JAMES UY INC. A/C NO. 3203	144,377	0	144,377	0.00
01-421600-5	JAMES UY INC. A/C NO. 3241	182,972	0	182,972	0.00
01-421900-3	JAMES UY INC. A/C NO. 4106	18,297	0	18,297	0.00
01-422100-7	JAMES UY INC. A/C NO. 6111	153,695	0	153,695	0.00
01-422400-5	JAMES UY INC. A/C NO. 7005	45,210	0	45,210	0.00
01-422500-8	JAMES UY INC. A/C NO. 7035	73,674	0	73,674	0.00
01-422700-3	JAMES UY INC. A/C NO. 9013	48,790	0	48,790	0.00
01-422800-6	JAMES UY INC. A/C NO. 10030	12,198	0	12,198	0.00
01-423100-2	JAMES UY INC. A/C NO. 12315	260,226	0	260,226	0.00
01-423200-5	JAMES UY INC. A/C NO. 12293	196,889	0	196,889	0.00
01-423300-8	JAMES UY INC. A/C NO. 12403	19,514	0	19,514	0.00
01-423500-3	JAMES UY INC. A/C NO. 12229	29,988	0	29,988	0.00
01-423600-6	JAMES UY INC. A/C NO. 12112	121,981	0	121,981	0.00
01-423700-9	JAMES UY INC. A/C NO. 12129	18,297	0	18,297	0.00
01-424000-5	JAMES UY INC. A/C NO. 13042	121,981	0	121,981	0.00
01-424100-8	JAMES UY INC. A/C NO. 13063	51,972	0	51,972	0.00
01-424800-7	JAMES UY INC. A/C NO. 15027	18,297	0	18,297	0.00
01-425100-3	JAMES UY INC. A/C NO. 15055	24,396	0	24,396	0.00
01-425200-6	JAMES UY INC. A/C NO/ 15018	12,198	0	12,198	0.00
01-425300-9	JAMES UY INC. A/C NO. 16162	60,990	0	60,990	0.00
01-425400-1	JAMES UY INC. A/C NO. 16011	151,453	0	151,453	0.00
01-425500-4	JAMES UY INC. A/C NO. 16125	121,981	0	121,981	0.00
01-440100-8	JAMES UY INC. A/C NO. 21062	103,216	0	103,216	0.00
01-440300-3	JAMES UY INC. A/C NO. 22083	2,821,421	0	2,821,421	0.00
01-410501-4	JAMES UY INC. A/C NO. 3054	768,073	0	768,073	0.00
01-410502-2	JAMES UY INC. A/C NO. 20183	1,155,000	0	1,155,000	0.00
01-424500-9	JAMES UY INC. A/C NO. 13119	60,990	0	60,990	0.00
01-422300-2	JAMES UY INC. A/C NO. 6019	78,066	0	78,066	0.00
01-439900-8	JAMES UY INCORPORATED (CHINESE)	33,139	0	33,139	0.00
01-411400-9	JAMES UY, INC. A/C NO. 23081	121,972	0	121,972	0.00
01-427100-4	JAMES UY, INC. A/C NO. 18171	15,404,720	0	15,404,720	0.01
01-429600-9	JAMES UY, INC. A/C NO. 19470	959,333	0	959,333	0.00
01-430700-3	JAMES UY, INC. A/C NO. 2040	181,172	0	181,172	0.00
01-430800-6	JAMES UY, INC. A/C NO. 2191	93,188	0	93,188	0.00
01-432800-7	JAMES UY, INC. A/C NO. 25108	60,990	0	60,990	0.00
01-433100-3	JAMES UY, INC. A/C NO. 26017	12,198	0	12,198	0.00
01-436300-5	JAMES UY, INC. A/C NO. 15025	94,876	0	94,876	0.00
01-440600-1	JAMES UY, INC. NO. 12	31,250	0	31,250	0.00
01-441300-9	JAMES UY, INC. NO. 2118	31,841	0	31,841	0.00
01-441800-2	JAMES UY, INC. NO. 4	146,379	0	146,379	0.00
01-443000-1	JAMES UY, INC. A/C NO. 19470	1,299,388	0	1,299,388	0.00
01-425800-2	JAMES UY, INC. A/C NO. 12143	574,436	0	574,436	0.00
01-426600-2	JAMES UY, INC. A/C NO. 17025	93	0	93	0.00
01-410500-6	JAMES UY, INC.	471,843,600	0	471,843,600	0.24
01-426700-5	JAMES UY, INC. A/C# 17038 A/C NO. 17038	242,984	0	242,984	0.00
01-464200-4	JENN WOEI SECURITIES, INC.	248,754	0	248,754	0.00
03-148303-3	KEPPEL SEC. PHILS., INC	5,680	0	5,680	0.00
03-148306-8	KEPPEL SECURITIES PHILIPPINES INC., A/C# 1022	5,218	0	5,218	0.00
03-220552-9	KERRY SECURITIES (PHILS.) INC. A/C # LJJD01	9,295	0	9,295	0.00
01-505600-7	KEY SECURITIES, INC.	110,398	0	110,398	0.00
01-717002-2	L.M. GARCIA & ASSOCIATES, INC. A/C 120	1,420	0	1,420	0.00
01-717004-9	L.M. GARCIA & ASSOCIATES, INC. A/C 166	227,235	0	227,235	0.00
01-717005-7	L.M. GARCIA & ASSOCIATES, INC. A/C 256	1,609	0	1,609	0.00
01-717008-1	L.M. GARCIA & ASSOCIATES, INC. A/C 342	25,678	0	25,678	0.00
01-717010-2	L.M. GARCIA & ASSOCIATES, INC. A/C 266	18,928	0	18,928	0.00
01-717013-7	L.M. GARCIA & ASSOCIATES, INC. A/C 437	954	0	954	0.00
01-717014-5	L.M. GARCIA & ASSOCIATES, INC. A/C 343	15,055	0	15,055	0.00
01-717016-1	L.M. GARCIA & ASSOCIATES, INC. A/C NO. 111	6,951	0	6,951	0.00
01-717029-2	L.M. GARCIA & ASSOCIATES, INC. A/C 292	15,111	0	15,111	0.00
01-717035-6	L.M. GARCIA & ASSOCIATES, INC. A/C 296	2,840	0	2,840	0.00
01-568200-8	LARRGO SECURITIES CO., INC.	147,000	0	147,000	0.00
01-630300-6	LICAROS BROTHERS SECURITIES CORP.	4,584,065	0	4,584,065	0.00
03-545139-7	LIPPO SECURITIES INC.	7,034	0	7,034	0.00
03-461030-9	LIPPO SECURITIES LIMITED	710,130	0	710,130	0.00
01-701800-4	LITONJUA SEC., INC.	6,889,467	0	6,889,467	0.00
01-717000-6	LM GARCIA & ASSOCIATES INC.	2,775,243	0	2,775,243	0.00
01-755300-7	LUCKY SECURITIES, INC.	50,356	0	50,356	0.00
01-766700-4	LUYS SECURITIES CO., INC.	10,971,526	0	10,971,526	0.01
01-810100-2	MANDARIN SECURITIES CORP.	400,000	0	400,000	0.00
01-818100-6	MANOTOC SECURITIES, INC.	5,229,266	0	5,229,266	0.00
01-841700-7	MARIANO YU & CO., INC.	9,654,255	0	9,654,255	0.00
01-840700-1	MARINO OLONDRIZ Y CIA	3,565,961	0	3,565,961	0.00
02-042500-6	MARINO OLONDRIZ Y CIA	213,333	0	213,333	0.00

01-842000-3	MARK SECURITIES CORPORATION	100,000	0	100,000	0.00
01-851600-5	MDR SECURITIES, INC.	10,240,000	0	10,240,000	0.01
01-874000-7	MDR SECURITIES, INC.	200,000	0	200,000	0.00
01-901600-2	MERCANTILE SECURITIES CORP.	1,200,000	0	1,200,000	0.00
01-902100-4	MERIT SECURITIES, INC.	583,726	0	583,726	0.00
01-962200-2	MOUNT PEAK SECURITIES, INC.	5,000	0	5,000	0.00
01-992100-2	NEW WORLD SECURITIES CO., INC.	5,000,000	0	5,000,000	0.00
02-071600-6	ONG SECURITIES CORPORATION	1,373,312	0	1,373,312	0.00
02-082100-9	OPTIMUM SECURITIES CORP.	200,000	0	200,000	0.00
02-060400-4	ORIENTRADE SECURITIES, INC.	11,229,344	0	11,229,344	0.01
02-609902-9	ORION SQUIRE SECURITIES, INC.	102,258	0	102,258	0.00
02-100600-6	PACIFIC BASIN SECURITIES CO., INC.	160,000	0	160,000	0.00
02-124700-2	PAN-ASIA SECURITIES CORP.	1,284,741	0	1,284,741	0.00
02-132200-9	PAPA SECURITIES CORPORATION	0	5,785,735	5,785,735	0.00
02-141000-9	PASCUAL SECURITIES CORP. (FILIPINO)	2,884,762	0	2,884,762	0.00
02-151100-2	PASONG TAMO SECURITIES CORP. (FILIPINO)	323,212	0	323,212	0.00
03-534439-9	PCCI SECURITIES BROKERS CORP.	20,680	0	20,680	0.00
03-655371-5	PCD NOMINEE CORPORATION (NON-FILIPINO)	1,337,042,011	0	1,337,042,011	0.67
02-178500-3	PEREGRINE SECURITIES PHILS., INC.	419,997	0	419,997	0.00
02-202100-5	PHILFINANCE SECURITIES CORP. (FILIPINO)	1,295,573	0	1,295,573	0.00
02-199900-1	PHILSEC INVESTMENT CORP. (OTHER ALIEN)	3,515,000	0	3,515,000	0.00
02-200500-5	PHILSEC INVESTMENT CORP. (FILIPINO)	3,110,000	0	3,110,000	0.00
02-206100-7	PIERCE INTERLINK SEC., INC.	4,578,740	0	4,578,740	0.00
02-220500-7	PLATINUM SECURITIES, INC.	5,000	0	5,000	0.00
03-152503-7	PNB SECURITIES, INC.	1,000,000	0	1,000,000	0.00
03-765174-7	PREMIUM SECURITIES, INC. A/C#1078	20,000,000	0	20,000,000	0.01
02-243600-8	PRIME SECURITIES CORP. (FILIPINO)	29,802,857	5,985,000	35,787,857	0.02
03-279319-9	PROBITY SEC. MGT. CORP.	5,000,000	0	5,000,000	0.00
02-246700-7	PRUDENTIAL SEC., INC.	1,498,221	0	1,498,221	0.00
02-256000-9	PYRAMID SECURITIES CORP. (FILIPINO)	179,988	0	179,988	0.00
02-264329-3	QUALITY INVESTMENT & SEC., CORP. FAO JUDEA ANG	500,000	0	500,000	0.00
02-262600-4	QUALITY INVESTMENTS & SEC., CORP. A/C # 017003	5,264,178	0	5,264,178	0.00
02-264300-7	QUALITY INVESTMENTS & SECURITIES CORP.	2,220,000	0	2,220,000	0.00
02-273700-3	QUINTANA & CO., INC. (FILIPINO)	436,577	0	436,577	0.00
02-388100-7	R & L INVESTMENTS, INC.	6,443,032	0	6,443,032	0.00
02-324600-3	R. COYIUTO SECURITIES, INC.	21,612,300,006	0	21,612,300,006	10.81
02-324700-6	R. COYIUTO SECURITIES, INC.	100,000	0	100,000	0.00
02-388800-6	R. NUBLA SECURITIES, INC.	82,208,546	0	82,208,546	0.04
02-324000-7	R.C. LEE SECURITIES, INC. (FILIPINO)	3,162,958	0	3,162,958	0.00
02-433400-5	R.S. LIM & CO., INC.	33,325	0	33,325	0.00
02-335983-3	REGINA CAP. DEV T CORP. A/C # 102	17,220	0	17,220	0.00
02-335908-3	REGINA CAPITAL DEV T CORP. A/C#0381	66,666	0	66,666	0.00
03-773774-3	REGINA CAPITAL DEV. CORP. 000796	302,988	0	302,988	0.00
02-335966-5	REGINA CAPT DEVT. CORP. A/C 997	151,195	0	151,195	0.00
02-335958-5	REGINA CAPT. DEV T. CORP. A/C#354	26,878	0	26,878	0.00
02-345300-2	REYES SECURITIES	214,002	0	214,002	0.00
02-371700-4	RFC SECURITIES CORP. (FILIPINO)	640,987	222,500	863,487	0.00
02-392400-3	ROCA SECURITIES INC.	8,502,148	0	8,502,148	0.00
02-584108-4	S. J. ROXAS & CO., INC. A/C # 2.01.009	28,399	0	28,399	0.00
02-584157-8	S. J. ROXAS & CO., INC. A/C # 2.19.480	18,936	0	18,936	0.00
02-584159-4	S. J. ROXAS & CO., INC. A/C # 2.02.179	9,715	0	9,715	0.00
02-584100-9	S.J. ROXAS & CO., INC.	18,103,522	2,253,575	20,357,097	0.01
02-480800-4	SANPIRO SECURITIES CORP.	567,084	0	567,084	0.00
02-518600-8	SAPPHIRE SECURITIES, INC	71,624	31,656	103,280	0.00
02-533000-6	SECURITIES MANILA INC.	2,786,392	0	2,786,392	0.00
02-533300-4	SECURITIES SPECIALISTS, INC.	815,000	0	815,000	0.00
03-795474-8	SOLAR SECURITIES, INC.	10,007,069	0	10,007,069	0.01
02-595600-9	SOLID STOCKBROKERS, INC. (FILIPINO)	9,568,953	0	9,568,953	0.00
02-609900-2	SQUIRE SECURITIES INCORPORATED	1,220,000	100,000	1,320,000	0.00
02-610800-1	STANDARD SEC. CORP.	25,000	0	25,000	0.00
02-621300-4	SUMMIT SECURITIES, INC.	202,000	0	202,000	0.00
02-626400-4	SUN HUNG KAI SEC (PHIL.) INC. (A/C MG 001)	51	0	51	0.00
02-626737-9	SUN HUNG KAI SEC. (PHIL) INC. A/C # IG006	987	0	987	0.00
02-626100-6	SUN HUNG KAI SEC. (PHIL) INC. A/C # 0001	6,046	0	6,046	0.00
02-629100-2	SUN HUNG KAI SEC. (PHIL.) INC. (A/C NO. DE015)	40,000	0	40,000	0.00
02-626739-5	SUN HUNG KAI SECS. (PHILS.) INC. A/C # UB059	34,645	0	34,645	0.00
02-755500-6	TANSENGCO & CO., INC.	31,902,348	0	31,902,348	0.02
02-755700-1	TANSENGCO & CO., INC. (CHINESE)	47,665	0	47,665	0.00
02-755800-4	TANSENGCO & CO., INC. (OTHER ALIEN)	15,888	0	15,888	0.00
01-000700-3	THE FIRST RESOURCES MGT. & SECURITIES, CORP.	140,000,000	0	140,000,000	0.07
02-807200-6	TIONG SECURITIES, INC.	5,123,705	0	5,123,705	0.00
02-840200-1	TOWER SECURITIES, INC.	333,300	0	333,300	0.00
02-841400-2	TRANSNATIONAL SECURITIES, INC.	71,012	0	71,012	0.00
02-842200-2	TRENDLINE SECURITIES CORP.	2,223,250	100,000	2,323,250	0.00
03-232133-5	TRI-STATE SEC., A/C #1801	335,000	0	335,000	0.00
03-517039-2	TRITON SECURITIES CORPORATION	5,441,573	0	5,441,573	0.00
03-393729-7	UBP SECURITIES INC.	2,153,506	0	2,153,506	0.00
02-866400-1	UBP TA 132-038-10	21,400	0	21,400	0.00
03-145106-6	UBP TA 201-50028-7	32,093	0	32,093	0.00

02-875100-9	UNION SECURITIES CORP. (FILIPINO)	975,616	180,000	1,155,616	0.00
02-875700-5	UNITED SECURITIES CORP.	2,758,057	0	2,758,057	0.00
02-876500-5	UNIVERSAL SECURITIES CORP. (FILIPINO)	6,839,406	0	6,839,406	0.00
02-877000-7	UNIWELL SECURITIES INC.	810,850	0	810,850	0.00
02-915800-4	UY TIOCO & CO. INC. A/C L3257-E0232-A-O	3,333	0	3,333	0.00
02-932900-2	UY TIOCO & COMPANY, INC. (FILIPINO)	114,202	0	114,202	0.00
02-920800-8	UY-TIOCO & CO., INC. A/C #0107-004-4 OL	62,214	0	62,214	0.00
02-921400-2	UY-TIOCO & CO., INC. A/C 0107-004-4 SDC	2,110,810	0	2,110,810	0.00
02-921800-3	UY-TIOCO & CO., INC. A/C #0107-04-4	949,578	0	949,578	0.00
02-922600-3	UY-TIOCO & CO., INC.	1,274	0	1,274	0.00
02-922603-8	UY-TIOCO & CO., INC. A/C # 2078-730-5	2,713,937	0	2,713,937	0.00
02-922608-9	UY-TIOCO & CO., INC. A/C # 0107-0004-4	218,989	0	218,989	0.00
02-922628-1	UY-TIOCO & CO., INC. A/C # 0107-004-4 T/A	821,791	0	821,791	0.00
02-922633-7	UY-TIOCO & CO., INC. A/C # 0107-004 O/L	64,161	0	64,161	0.00
02-922636-1	UY-TIOCO & CO., INC. A/C # 0107-004-4 SRA	349,534	0	349,534	0.00
02-922638-8	UY-TIOCO & CO., INC. A/C # 2070-730-5	473,408	0	473,408	0.00
02-916400-9	UY-TIOCO AND CO., INC. ACCOUNT NO. 224-063-8	164,352	0	164,352	0.00
02-918600-5	UY-TIOCO AND CO., INC. ACCOUNT NO. 3351-749-1	68,481	0	68,481	0.00
02-934100-1	VALDERRAMA, ARROYO SECURITIES CORP. (FILIPINO)	20,276,958	0	20,276,958	0.01
02-965200-2	VENTURE SECURITIES, INC.	169,999	0	169,999	0.00
02-978800-6	VICSAL SECURITIES AND STOCK BROKERAGE, INC.	41,813	0	41,813	0.00
03-011300-6	VZ SECURITIES CORP. (FILIPINO)	1,365,210	0	1,365,210	0.00
02-246701-5	WEALTH SECURITIES, INC.	291,780	0	291,780	0.00
03-018100-9	WESTIN SECURITIES CORP.	65,378,902	80,000	65,458,902	0.03
03-021700-8	WOLFF & CO., INC.	1,910,851	0	1,910,851	0.00
03-032800-7	WONG SECURITIES CORP.	28,704,281	0	28,704,281	0.01
03-048600-5	YAO & ZIALCITA, INC.	11,746,480	0	11,746,480	0.01
03-048642-7	YAO & ZIALCITA, INC. A/C # 225	109,784	0	109,784	0.00
03-048656-6	YAO & ZIALCITA, INC. A/C # 1934	965,750	0	965,750	0.00
03-048686-5	YAO & ZIALCITA, INC. (002477)	7,319	0	7,319	0.00
03-048708-3	YAO & ZIALCITA, INC. (002536)	1,097,864	0	1,097,864	0.00
03-048783-3	YAO & ZIALCITA, INC. (000645)	113,606	0	113,606	0.00
03-048794-8	YAO & ZIALCITA, INC. (001934)	101,081	0	101,081	0.00
03-062700-7	YAPTINCHAY SECURITIES CORP. (FILIPINO)	9,885,934	0	9,885,934	0.00
03-062900-2	YAPTINCHAY SECURITIES CORP. (AMERICAN)	71,011	0	71,011	0.00
03-104600-1	YU & COMPANY, INC.	21,260,000	0	21,260,000	0.01
	Subtotal	25,590,809,659	27,298,460	25,618,108,119	12.81

CORPORATION

00-022200-9	A.C. AGUIRRE MGT. CORP.	192,602	0	192,602	0.00
03-211910-2	A.E. HOLDINGS, INCORPORATED	256,810	0	256,810	0.00
00-034600-1	A.F. GONZALES & CO., INC. (FILIPINO)	830,000	0	830,000	0.00
00-038800-9	A.G. BECKER PARIBAS INC.	4,185,672	0	4,185,672	0.00
00-038700-6	A.G. BECKER, INC	20,218,597	0	20,218,597	0.01
03-507139-4	A.L ISIDRO & SONS DEV., INC.	1,411,131	0	1,411,131	0.00
03-184506-5	A.P. CRUZ INDUSTRIAL, INC.	4,494,182	0	4,494,182	0.00
03-241529-4	AACTC FAO TA# 93-145	359,534	0	359,534	0.00
03-241535-8	AACTC-TID FAO TA# 92-261	136,964	0	136,964	0.00
00-025300-8	ACOJE OIL EXPLORATION & DRILLING CO., INC.	3,234,647	0	3,234,647	0.00
03-376626-4	ACRIS CORPORATION	1,868,789	0	1,868,789	0.00
00-032400-5	ADRIATIC REALTY CORPORATION	4,451,070	0	4,451,070	0.00
00-042000-5	AGRO RESOURCES & DEV CORP.	10,272,150	0	10,272,150	0.01
00-056900-2	ALBERT G. SEE & CO., INC (FILIPINO)	1,013,457	0	1,013,457	0.00
00-070900-1	ALEX BROWN & SONS INC.	2,085,390	0	2,085,390	0.00
00-070700-6	ALEXANDER A. KRIVENKO FOUNDATION INC.	2,568,104	0	2,568,104	0.00
03-150803-4	ALFREDO H. RIVERA & SONS, INC.	21,468,885	0	21,468,885	0.01
00-084200-5	ALPHA SHELTER CORPORATION	10,700,253	0	10,700,253	0.01
00-091900-9	AMARCO ENTERPRISES CORP.	3,834,928	0	3,834,928	0.00
03-249117-4	AMETHYST ESTATE AND DEVELOPMENT CO., INC.	13,503,896	0	13,503,896	0.01
00-104900-9	ANCHOR FINANCE CORP.	28,387	0	28,387	0.00
00-131900-5	ANGLO PHIL. OIL & MINING DEV. CORP	15,148	0	15,148	0.00
00-133500-5	ANNA GEORGINA TRUST FUND	642,009	0	642,009	0.00
00-135400-3	ANSCOR CAPITAL & INVESTMENT CORP.	14,202	0	14,202	0.00
00-142300-5	APO FLEXIBLE UNITS, INCORPORATED	1,411,926	0	1,411,926	0.00
00-142400-8	APO FLEXIBLE UNITS, INC.	197,205	0	197,205	0.00
00-143700-1	APOSTOLIC VICARIATE OF PALAWAN	10,063,486	2,644,236	12,707,722	0.01
03-359324-4	AQUATIC RANCH DEV T CORP.	12,840,520	0	12,840,520	0.01
00-158500-4	ARAVAL, INC.	2,105,163	0	2,105,163	0.00
03-366624-7	ARCO MGT. & DEVELOPMENT CORP.	568,104	0	568,104	0.00
00-170900-3	AREVALO-GOMEZ CORP.	5,563,698	0	5,563,698	0.00
00-185200-2	ASIAN CHEMICAL CORP.	10,272,150	0	10,272,150	0.01
00-188800-5	ASTERISK NOMINEES LTD.	8,132,091	0	8,132,091	0.00
03-508039-7	ASTRA FINANCE CORPORATION	6,451,076	0	6,451,076	0.00
00-195200-3	ATENEO DE MANILA UNIVERSITY	856,013	0	856,013	0.00
00-194900-7	ATENEO DE NAGA	1,540,811	0	1,540,811	0.00
03-424629-5	AUGUSTINIAN SISTERS OF OUR LADY OF CONSOLACION	56,810	0	56,810	0.00
00-206300-5	AYALA CORPORATION	60,569,220	0	60,569,220	0.03

03-278719-4	B & N TRADING CORPORATION	314,598	0	314,598	0.00
00-277200-4	B D C -IS-132-038-10	1,005,814	0	1,005,814	0.00
00-279300-8	B D C -IS-132-257-00	821,793	0	821,793	0.00
00-279500-3	B D C -IS-132-259-00	428,006	0	428,006	0.00
00-279600-6	B D C -IS-132-260-00	543,567	0	543,567	0.00
00-279700-9	B D C -IS-132-261-00	941,614	0	941,614	0.00
00-279800-1	B D C -IS-132-262-00	1,048,615	0	1,048,615	0.00
00-347000-8	B. POSADAS & SONS INC.	428,006	0	428,006	0.00
00-235400-5	BANCOM DEV. CORP. A/C#00942	385,215	0	385,215	0.00
00-235700-3	BANCOM DEV. CORP. A/C 1432	77,043	0	77,043	0.00
00-236300-8	BANCOM DEV. CORP. A/C#00955	308,172	0	308,172	0.00
00-236500-3	BANCOM DEV. CORP. A/C#01348	77,043	0	77,043	0.00
00-236600-6	BANCOM DEV. CORP. A/C#01353	77,043	0	77,043	0.00
00-236700-9	BANCOM DEV. CORP. A/C#01358	770,431	0	770,431	0.00
00-236800-1	BANCOM DEV. CORP. A/C#01378	77,043	0	77,043	0.00
00-237600-1	BANCOM DEV. CORP. A/C#01677	77,043	0	77,043	0.00
00-237700-4	BANCOM DEV. CORP. A/C#01690	154,086	0	154,086	0.00
00-237800-7	BANCOM DEV. CORP. A/C#01759	770,431	0	770,431	0.00
00-238100-3	BANCOM DEV. CORP. A/C# 1675	77,043	0	77,043	0.00
00-243700-3	BANQUE GENERALE DU LUXEMBOURG S.A. SUB-A/C 159484 OMAC	12,304,267	0	12,304,267	0.01
00-250700-8	BARCLAYS NOMINEES (BRANCHES) LTD.	214,002	0	214,002	0.00
03-295124-9	BASIC MANAGEMENT COMPANY, INC.	1,308,551	0	1,308,551	0.00
00-271000-6	BAYANI DEVELOPMENT CORPORATION	15,118,955	0	15,118,955	0.01
00-275200-3	BDC A/C#01635	154,086	0	154,086	0.00
00-293300-7	BEAR STEARNS & CO	774,690	0	774,690	0.00
00-297500-4	BELL GOUINLOCK ,LTD.	42,800	0	42,800	0.00
00-304500-1	BENEX TRADING CORPORATION	856,013	0	856,013	0.00
00-305100-6	BENGSONS INVESTMENT AND REALTY CORP	12,095,759	0	12,095,759	0.01
00-309400-6	BENTHEL DEVELOPMENT CORPORATION	428,006	0	428,006	0.00
00-324700-9	BJS DEVELOPMENT CORPORATION	33,646	0	33,646	0.00
03-337524-7	BLESSED FRANCISCO CAPILLAS MISSIONS REGIONAL PRIOR, INC.	150,131	0	150,131	0.00
00-329300-5	BOARD OF TRUSTEES RETIRING EMPLOYEES	1,219,818	0	1,219,818	0.00
00-330300-7	BOGO MEDELLIN MILLING CO., INC.	130,179	0	130,179	0.00
03-734774-5	BOGO MEDELLIN MILLING COMPANY, INC.	80,355	0	80,355	0.00
03-506039-6	BOYSCOUTS OF THE PHIL. MANILA COUNCIL GUARDIAN MEMBERSHIP FUN	385,215	0	385,215	0.00
00-348900-8	BRAXTED (JERSEY), LTD. OF LA MOTTE CHAMBERS	2,653,641	0	2,653,641	0.00
00-349600-5	BRENT SCHOOL INC.	44,818	0	44,818	0.00
00-355700-7	BUCKMORE NOMINEES LIMITED	256,803	0	256,803	0.00
00-368800-7	BUSINESS DAY CORPORATION	321,004	0	321,004	0.00
03-299324-6	BUSINESS MACHINES CORP.- RETIRING EMPLOYEES SECURITY TRUST	609,909	0	609,909	0.00
00-369100-3	BUSINESS PIONEER & MANAGERS INC.	22,633	0	22,633	0.00
00-548400-8	C & H ENTERPRISES, INCORPORATED	8,560,132	0	8,560,132	0.00
00-427500-1	C. A. PILE AS NOMINEE FOR HSBC MLA. A/C SUN HUN KAI SEC. PHII	1,240,000	0	1,240,000	0.00
00-416200-7	C.A. PILE ANF HSBC MLA. A/C MIDLAND BANK INT L. LONDON SUB A/	10,000	0	10,000	0.00
00-419700-7	C.A. PILE ANF HSBC MLA. A/C BANK OF SCOTLAND CENTRAL	200,000	0	200,000	0.00
00-420500-3	C.A. PILE ANF HSBC MLA. A/C BANK OF SCOTLAND CENTRAL SEC. DEF	20,000	0	20,000	0.00
00-422500-4	C.A. PILE ANF HSBC MLA. A/C VICKERS DA COSTA HONGKONG LTD.	45,000	0	45,000	0.00
00-423200-1	C.A. PILE ANF HSBC MLA. A/C MIDLAND BANK LTD. S/A	10,000	0	10,000	0.00
00-427200-3	C.A. PILE AS NOMINEE FOR HSBC MLA. A/C VICKERS DA COSTA LONDC	50,000	0	50,000	0.00
00-433300-5	C.A. PILE AS NOMINEE FOR THE HSBC MANILA A/C LLOYDS BANK BEIF	20,000	0	20,000	0.00
00-433800-9	C.A. PILE AS NOMINEE FOR THE HSBC MANILA A/C MIDLAND BANK	40,000	0	40,000	0.00
00-435300-6	C.A. PILE AS NOMINEE FOR THE HSBC MANILA A/C ROYAL BANK OF SC	10,000	0	10,000	0.00
00-440900-6	C.A. PILE AS NOMINEE FOR HONGKONG AND SHANGHAI BANKING CORPOF	810,000	0	810,000	0.00
03-182806-2	C.F. SHARP & CO., INC.	2,738	0	2,738	0.00
00-412700-9	CA PILE ANF H&SBC MLA. A/C JIM GREGORY	240,000	0	240,000	0.00
03-621868-5	CAGAYAN ELECTRIC POWER & LIGHT CO., INC. (CEPALCO)	321,013	0	321,013	0.00
00-394800-8	CALUMET INVESTMENT LTD.	128,401	0	128,401	0.00
00-442100-5	CAPITAL MANAGERS CONSULTANTS INC.	7,918,122	0	7,918,122	0.00
00-442200-8	CAPITOL MASONIC CORP.	100,000	0	100,000	0.00
00-449300-9	CARINA ANGELA TRUST FUND	642,009	0	642,009	0.00
00-451500-1	CARLOS DOMINGO TRUST FUND	642,009	0	642,009	0.00
03-535839-5	CARMELITE SISTERS OF BACOLOD	449,418	0	449,418	0.00
00-455900-4	CAROLINA INDUSTRIES INC.	149,801	0	149,801	0.00
00-462300-2	CASAS AGENCIAS DE EMPENOS DE ANTONIO TAMBUNTING Y HIJOS	194,681	0	194,681	0.00
00-511200-1	CB TRUSTEES & NOMINEES LIMITED ACCOUNT NUMBER 002886	214,002	0	214,002	0.00
00-512000-1	CECILIA TRUST FUND	642,009	0	642,009	0.00
03-266719-2	CELENVIMA HOLDINGS, INC.	1,412,456	0	1,412,456	0.00
03-537339-2	CEMENT CENTER, INC.	3,047,884	0	3,047,884	0.00
00-514900-7	CENTER INDUSTRIAL & INVESTMENT INCORPORATED	73,798,329	0	73,798,329	0.04
03-474130-9	CGA REALTY CORP.	837,388	0	837,388	0.00
03-625368-3	CHILCO HOLDINGS, INC.	116,520	0	116,520	0.00
03-327724-1	CHINA BANKING CORP. TRUST ACCOUNT SCA 0009 FOR ATSUSHI KAWAKI	6,059	0	6,059	0.00
03-586744-8	CINVESCO CREDIT, INC.	20,000,000	0	20,000,000	0.01
00-624400-6	CMS INVESTMENT & MANAGEMENT CORP	107,001	0	107,001	0.00
03-420929-1	COMMERCE FUND	59,999	0	59,999	0.00
00-651100-4	COMMERCIAL BANK AND TRUST CO. TRUST DIVISION A/C IM-6032	1,284,052	0	1,284,052	0.00
00-658800-1	CONGREGACION DE RELIGIOSAS DOMINICAS DE SANTA CATALINA DE SEN	642,009	0	642,009	0.00
00-660200-2	CONSOLIDATED FUNDING CORPORATION	7,483,532	0	7,483,532	0.00
00-659400-6	CONSUELO ARANETA DE CUESTA AUX. CHRISTIANORUM FOUNDATION	142,026	500,000	642,026	0.00

00-662300-6	CONTROL ELECTRIC & CONSTRUCTION CO., INC.	12,121	0	12,121	0.00
00-669700-5	CORONA SUPPLY CO., INC.	48,381,835	0	48,381,835	0.02
00-686100-4	CPC AGENCIES, INCORPORATED	9,756,779	0	9,756,779	0.00
00-690100-2	CRISPA INC.	71,497	0	71,497	0.00
00-786800-5	DAVAO VIL-MAN INC.	17,043	0	17,043	0.00
03-463830-1	DAY MANAGEMENT CORP.	128,401	0	128,401	0.00
00-802600-2	DEAN WITTER REYNOLDS	869,720	0	869,720	0.00
00-816600-5	DENTRADE, INC.	4,943,423	0	4,943,423	0.00
00-838500-5	DIOCESE OF SAN FERNANDO OF LA UNION	556,407	0	556,407	0.00
00-856600-9	DOMINION SECURITIES AMES LTD.	3,526,773	0	3,526,773	0.00
00-856700-1	DOMINION SECURITIES INC.	34,239	0	34,239	0.00
00-856800-4	DOMINION SECURITIES PITFIELD LTD.	487,926	0	487,926	0.00
00-857200-3	DONALDSON LUFKIN & JENRETTE SECURITIES CORPORATION	5,619,617	0	5,619,617	0.00
03-761674-9	DOVER & CO.	26	0	26	0.00
00-860200-6	DREXEL BURNHAM LAMBERT, INC.	1,284,019	0	1,284,019	0.00
00-860300-9	DREXEL BURNHAM LAMBERT, INC.	3,210,049	0	3,210,049	0.00
03-186106-5	DREXEL BURNHAM LAMBERT, INC.	10,698	0	10,698	0.00
00-909600-2	E RODRIGUEZ INC	6,518,931	0	6,518,931	0.00
00-940400-1	E&V (FAR EAST) TRADING CORP.	17,297,691	0	17,297,691	0.01
00-890800-5	E. F. HUTTON & COMPANY, INC.	1,241,218	0	1,241,218	0.00
00-890900-8	E.F. HUTTON & COMPANY, INC.	321,004	0	321,004	0.00
03-509639-9	EBC EQUITRUST A/C 61-012-93	141,972	0	141,972	0.00
00-890700-2	EDUPLAN PHILS., INC.	1,209,572	0	1,209,572	0.00
00-896100-9	EL OBSERVATORIO DE MANILA	795,324	0	795,324	0.00
00-894100-8	ELEGIR & YAPTINCHAY, INC. (FILIPINO)	128,405	0	128,405	0.00
00-898700-6	EMPLOYMENT APPRENTICESHIP RESEARCH NETWORK, INC. (EARN)	1,669,225	0	1,669,225	0.00
00-905900-9	EPHRAIM G. GOCHANGCO, INC.	1,712,026	0	1,712,026	0.00
03-487330-1	EQUITRUST A/C#61-012-93	470,796	0	470,796	0.00
00-909300-4	ERNESTO OPPEN, INC.	59,205,338	0	59,205,338	0.03
03-200908-5	ESTATE OF THE LATE JULIO R. CARDINAL ROSALES	3,081,647	0	3,081,647	0.00
00-925800-8	ESTAYO MANAGEMENT & INVESTMENT CORP.	8,063,635	0	8,063,635	0.00
00-934500-5	EUGENE W. BELL TRUSTEE	17,818,780	0	17,818,780	0.01
00-941300-4	EXCHANGE INVESTMENTS LTD. (FILIPINO)	856,013	0	856,013	0.00
00-941400-7	EXECUTIVE FOUNDATION INC.	428,006	0	428,006	0.00
03-210010-2	F & C REALTY CORPORATION	642,026	0	642,026	0.00
03-724874-7	F & J PRINCE HOLDINGS CORP.	1,260,888,642	0	1,260,888,642	0.63
00-971100-1	F E I S C O	5,300,000	0	5,300,000	0.00
03-684571-8	F.S. DIZON & SONS., INC.	6,783,782	0	6,783,782	0.00
03-421229-8	FAR EASTER SURETY & INSURANCE CO.	1,136,208	0	1,136,208	0.00
00-970400-4	FEDERATED INVESTMENT LTD.	256,803	0	256,803	0.00
00-977200-7	FERLIM NOMINEES LIMITED	214,002	0	214,002	0.00
00-977400-2	FERLIM NOMINEES LTD.	57,001	0	57,001	0.00
00-989400-4	FERNANDO FRANCISCO TRUST FUND	642,009	0	642,009	0.00
00-994400-8	FGC MARKETING CORP.	8,063,636	0	8,063,636	0.00
00-996700-7	FILIPINO EMPLOYEE RENAISSANCE MOVEMENT	79,219	0	79,219	0.00
00-997800-5	FINCAS BEBECO, INC.	1,070,015	0	1,070,015	0.00
03-501331-1	FINNEGAND NOMINEES LTD. DESIGNATION A/C # 0401895	85,215	0	85,215	0.00
03-501333-8	FINNEGAND NOMINEES LTD. DESIGNATION A/C # 1320137	42,607	0	42,607	0.00
03-501334-6	FINNEGAND NOMINEES LTD. DESIGNATION A/C # 0241105	85,215	0	85,215	0.00
03-501335-4	FINNEGAND NOMINEES LTD. DESIGNATION A/C # 0803585	170,431	0	170,431	0.00
03-501336-2	FINNEGAND NOMINEES LTD. DESIGNATION A/C # 0803608	42,607	0	42,607	0.00
03-501338-9	FINNEGAND NOMINEES LTD. DESIGNATION A/C#0601447 A/C # 0601447	192,607	0	192,607	0.00
03-501339-7	FINNEGAND NOMINEES LTD. DESIGNATION A/C # 0803596	113,606	0	113,606	0.00
03-787474-8	FIRST SOLID HOLDINGS & REALTY CORPORATION	4,202,927	0	4,202,927	0.00
03-664971-7	FLEET CLEARING CORPORATION	300,000	0	300,000	0.00
03-617266-4	FLY CORPORATION	50,000	0	50,000	0.00
01-012100-9	FOLKS ARTS THEATER	428,006	0	428,006	0.00
01-019400-5	FOUNDATION FOR PHIL. PROGRESS	1,414,989	0	1,414,989	0.00
01-079900-4	FRASER BOWLING LIMITED	85,597	0	85,597	0.00
01-085100-1	FULLER & KINNAIRD ASSOCIATES LTD.	1,305,419	0	1,305,419	0.00
01-085200-4	FUND FOR ASSISTANCE TO STUDENT	351,266	0	351,266	0.00
01-085900-3	FUND FOR ASSISTANCE TO PRIVATE EDUCATION	368,452	0	368,452	0.00
01-150800-2	G J DUMBELL AS NOMINEE FOR HSBC MLA A/C BANK JULIUS BAER & CC	96,008	0	96,008	0.00
01-151100-9	G J DUMBELL AS NOMINEE FOR HSBC MANILA ACCOUNT MRS JANE D JUI	1,284,019	0	1,284,019	0.00
03-662971-6	GAECO, INCORPORATED	20,033	0	20,033	0.00
01-109300-3	GANARE REALTY CORP.	8,063,635	0	8,063,635	0.00
01-141700-4	GEE PEE REALTY DEV T. CORP.	1,448,557	0	1,448,557	0.00
01-152000-1	GJ DUMBELL AS NOMINEE FOR HSBC MLA ACCOUNT NATIONAL WESTMINST	10,000	0	10,000	0.00
01-151000-6	GJ DUMBELL AS NOMINEE FOR HSBC MLA. A/C JARDINE FLEMING INT I	50,000	0	50,000	0.00
01-152900-6	GLASS TOWERS CORPORATION	321,013	0	321,013	0.00
01-153000-7	GLAVEN NOMINEES LTD.	2,011,627	0	2,011,627	0.00
01-185800-2	GOLD CREEK MINING CORP.	1,284,019	0	1,284,019	0.00
03-678771-4	GOLDWATER REALTY DEV. CORP.	26,909	0	26,909	0.00
01-207300-4	GONZALO PUYAT AND SONS, INC.	13,482,208	0	13,482,208	0.01
03-516439-8	GRAN RIA INC.	770,431	0	770,431	0.00
01-223400-7	GREAT WALL ADVERTISING PHILIPPINES, INC.	642,009	0	642,009	0.00
01-223700-5	GREGORIO ARANETA SOCIAL DEVT. FOUNDATION, INC.	426,078	0	426,078	0.00
01-227200-3	GTR PROJECTS & SERVICES CORPORATION	1,605,049	0	1,605,049	0.00
01-238100-7	GUEVARRA TRUST FUND, REYNALDO GUEVARRA AND	3,852,059	0	3,852,059	0.00

01-242900-7	GUIMACO NOMINEES PRIVATE LTD.	2,086,530	0	2,086,530	0.00
01-263600-6	HABIBI HOLDINGS CORP.	856,013	0	856,013	0.00
03-136146-6	HBSC ON BEHALF OF MANILA A/C 595611-150	0	1	1	0.00
03-136147-4	HBSC ON BEHALF OF MLA A/C 595231-151	1	0	1	0.00
03-490430-7	HEIRS OF JOHN T. QUIMSON	4,279	0	4,279	0.00
03-490330-4	HEIRS OF LUIS QUIMSON	4,279	0	4,279	0.00
01-320900-6	HERZOG, HEINE, GEDULD, INC.	214,002	0	214,002	0.00
01-321000-7	HESELTINE NOMINEES LTD.	171,202	0	171,202	0.00
01-340100-6	HONGKONG & SHANGHAI BANKING CORP AS NOMINEE FOR VICKERS DA CC	2,716,587	0	2,716,587	0.00
01-340200-9	HONGKONG & SHANGHAI BANKING CORP. NOMINEES	6,666	0	6,666	0.00
01-337100-3	HONGKONG BANK LTD. ON BEHALF OF MANILA A/C 597735-150	750,000	0	750,000	0.00
03-136170-6	HONGKONG BANK ON BEHALF OF MLA. A/C 595074/153	5,681	0	5,681	0.00
03-136213-5	HONGKONG BANK ON BEHALF OF MANILA A/C 595686/150	6,900	0	6,900	0.00
01-342800-6	HOOVEN-COMALCO EMPLOYEES RETIREMENT FUND	856,013	0	856,013	0.00
01-343200-5	HOPKINGS HARBACH AND COMPANY	1,219,818	0	1,219,818	0.00
01-345100-3	HOWARD, WEIL, LABOUISSSE, FRIEDRICH INC.	599,209	0	599,209	0.00
01-345300-9	HSBC NOMINEES A/C BARCLAYS DE ZOETE WEDD (ASIA) LTD.	22,700,000	0	22,700,000	0.01
01-349000-2	HSBC NOMINEES-MANILA 595595/022	6,666	0	6,666	0.00
03-136254-9	HSBC OBO MLA. A/C#599670/150	85,601	0	85,601	0.00
01-356000-7	HYDEE MANAGEMENT & RESOURCE CORPOPATION	4,246,439	0	4,246,439	0.00
01-375400-4	I D DAWSON ANF HSBC, MLA. A/C LLOYDS BANK LIMITED OVERSEAS	310,000	0	310,000	0.00
01-377900-9	I. D. DAWSON ANSF FOR HSBC, MLA. A/C MR. ROBERT MUIR HARSTON	300,000	0	300,000	0.00
01-376500-2	ID DAWSON ANF HSBC, MLA A/C BANK OF IRELAND S/A BUTLER & BRIS	50,000	0	50,000	0.00
03-536739-8	INSULAR SAVINGS BANK T/A# 2A-002	2,015,961	0	2,015,961	0.00
01-391900-8	INSURANCE UNLIMITED BROKERS, INC.	690,029	0	690,029	0.00
03-244817-6	IRREVOCABLE POTTER CHILDREN S TRUST U/A 11/27/87	535,007	0	535,007	0.00
01-396400-1	ISABELA CULTURAL CORP.	12,313,330	0	12,313,330	0.01
01-405000-9	J A L R A CORP.	1,145,647	0	1,145,647	0.00
01-470500-1	J F M DEVELOPMENT CORP.	6,681,931	0	6,681,931	0.00
01-463400-4	J.C. BRADFORD & CO.	856,013	0	856,013	0.00
03-540039-7	J.G. SUMMIT HOLDINGS, INC.	1,756,248,841	0	1,756,248,841	0.88
03-255219-2	J.M. MIRANDA REALTY & DEVELOPMENT INC.	4,041,104	0	4,041,104	0.00
01-487900-1	J.T. FLORES, JR. & CO., INC. (FILIPINO)	225,969	0	225,969	0.00
01-494900-6	J.V. DEVELOPMENT CORPORATION	290,878	0	290,878	0.00
01-405200-4	JALANDONI, JAYME, ADAMS & CO. INC. (AMERICAN)	3,466,853	0	3,466,853	0.00
01-405300-7	JALANDONI, JAYME, ADAMS & CO., INC (FILIPINO)	63,167,209	0	63,167,209	0.03
01-405100-1	JALANDONI, JAYME, ADAMS & CO. INC. (OTHER ALIEN)	1,027,215	0	1,027,215	0.00
01-409400-1	JAMES CAPEL (NOMINEES) LTD.	11,874,013	0	11,874,013	0.01
01-410504-9	JAMES UY, INC. FAO BETTY RIVERA	195,043	0	195,043	0.00
01-444000-7	JANNEY MONTGOMERY SCOTT, INC.	214,002	0	214,002	0.00
01-464600-5	JESSICA TRUST FUND	642,009	0	642,009	0.00
01-465700-3	JESUIT RETREAT HOUSE	133,749	0	133,749	0.00
01-465100-7	JESUS R. JAYME & CO., INC. (FILIPINO)	171,202	0	171,202	0.00
03-791374-3	JG SUMMIT CAPITAL SERVICES CORP.	37,051,952,896	0	37,051,952,896	18.53
01-470700-7	JHOAANA MICHELLE TRUST FUND	642,009	0	642,009	0.00
01-477300-4	JOHN HANCOCK CLEARING CORPORATION	102,724	0	102,724	0.00
01-478400-2	JOMIBEL AGRICULTURAL DEVELOPMENT CORPORATION	2,140,033	0	2,140,033	0.00
01-485000-6	JOSE LUIS TRUST FUND C/O G & S CORPORATION	642,009	0	642,009	0.00
01-484600-7	JOSEPH CHUA & CO., INC. (FILIPINO)	3,325,341	0	3,325,341	0.00
01-485100-9	JOSEPH SEBAG INCORPORATED	48,567,488	0	48,567,488	0.02
01-484900-5	JOSEPHTHAL & CO INC	74,900	0	74,900	0.00
01-487000-7	JOY CHRISTINE TRUST FUND	642,009	0	642,009	0.00
03-140103-4	KANLAON FARMS, INC.	831,722	0	831,722	0.00
01-497700-7	KARBAYAN, INC.	299,604	0	299,604	0.00
01-500000-3	KATUBUSAN REALTY CORPORATION	1,070,015	0	1,070,015	0.00
01-500700-2	KAUSWAGAN DEVELOPMENT CORPORATION	2,133,700	0	2,133,700	0.00
01-502700-3	KAYUMANGGI PUBLISHERS	12,901,821	0	12,901,821	0.01
03-436929-5	KEMPER CLEARING CORPORATION	96,303	0	96,303	0.00
03-774174-2	KENSINGTON MANAGEMENT CORPORATION	104,794,649	0	104,794,649	0.05
01-505100-3	KEOGH AND CO.	813,211	0	813,211	0.00
01-747900-3	L. RECIO & CO., INC.	16,606,656	0	16,606,656	0.01
01-622900-2	L.F. ROTHSCHILD, UNTERBERG TOWSIN	856,013	0	856,013	0.00
01-538200-5	LACSON STREEGAN INS. CONS. INC.	32,731	0	32,731	0.00
01-551500-7	LANTAKA HOTEL BY THE SEA INC.	1,484,871	0	1,484,871	0.00
01-574400-2	LAVINE LOUNGEWEAR MFG. CORP.	642,008	0	642,008	0.00
01-581100-9	LCDC TRADING CORPORATION	3,852,059	0	3,852,059	0.00
01-617900-9	LETLIM CORPORATION	856,013	0	856,013	0.00
03-441729-3	LIPAVE MANAGEMENT CORPORATION	21,503,576	0	21,503,576	0.01
01-699400-3	LIRAG MANALAC SARANGAYA	3,167,248	0	3,167,248	0.00
01-709700-5	LJC REALTY CORPORATION	605,055	0	605,055	0.00
01-716300-9	LLOYDS BANK (BRANCHES) NOMINEES LTD.	161,343	0	161,343	0.00
01-746100-6	LOYOLA FOUNDATION FOR ADVANCED AND SCIENTIFIC STUDIES	277,233	0	277,233	0.00
01-936600-2	M O F COMPANY INC.	534,968	0	534,968	0.00
01-962900-1	M. S. WIEN & CO.	51,199,823	0	51,199,823	0.03
01-770400-4	MABON, NUGENT & CO.	64,202	0	64,202	0.00
03-723674-6	MAGNUM INTERNATIONAL SEC., INC.	20,000,000	0	20,000,000	0.01
03-459830-3	MAGSAYSAY LINES, INC.	8,601,429	0	8,601,429	0.00
01-792600-2	MAJALCO, INC.	4,279	0	4,279	0.00
01-793400-2	MAKATI SEC., CORPORATION	22,728	0	22,728	0.00

01-793900-6	MAKATI SUPERMARKET CORP.	58,283,777	0	58,283,777	0.03
01-794700-6	MAKIN, INCORPORATED	577,823	0	577,823	0.00
01-801500-8	MAN PHIL. INVESTMENT CORP.	1,656,928	0	1,656,928	0.00
01-809200-3	MANCOR MARKETING	82,937	0	82,937	0.00
01-815600-3	MANILA BANKING CORPORATION	170,426	0	170,426	0.00
03-763374-1	MANILAC AGRO COMMERCIAL CORPORATION	1,268,505	0	1,268,505	0.00
01-842100-6	MAR-LY LENDING INVESTORS	201,595	0	201,595	0.00
01-835100-1	MARCELO MENDOZA DEV. CORPORATION	211,538	0	211,538	0.00
01-836000-4	MARDA MANAGEMENT CONSULTANTS, INC.	6,666	0	6,666	0.00
01-839900-5	MARIA CARLA HELENA TRUST FUND	642,009	0	642,009	0.00
01-846600-1	MARSMAN RETIREMENT TRUST FUND	771,060	0	771,060	0.00
01-860000-4	MASAGANA MOTOR PARTS AND CO., INC.	856,013	0	856,013	0.00
01-860900-9	MASH & CO.	11,941,384	0	11,941,384	0.01
01-862100-8	MASTER REALTY CO. INC.	2,225,534	0	2,225,534	0.00
01-869400-4	MAT-SONS REALTY CORPORATION	6,848,100	0	6,848,100	0.00
01-871200-6	MAYER & SCHWEITZER, INC.	8,089,238	0	8,089,238	0.00
01-875000-2	MEDANTON REALTY, INC.	1,177,017	0	1,177,017	0.00
01-882700-6	MENCHACHA INTEGRATED AGRICULTURAL CORPORATION	3,041,578	1,000,000	4,041,578	0.00
03-675271-4	MERCHANTS DEVELOPMENT CORPORATION	134,397	0	134,397	0.00
03-725174-3	MERCURY GROUP OF COMPANIES, INC.	3,225,678	0	3,225,678	0.00
01-918100-8	MERRILL, LYNCH, PIERCE, FENNER AND SMITH, INC.	30,589,715	0	30,589,715	0.02
03-437029-6	METROPOLITAN BANK AND TRUST CO.	2,182,888	0	2,182,888	0.00
01-922900-8	MIDAS DEVELOPMENT CORPORATION	135,720,902	0	135,720,902	0.07
01-923200-4	MIDLAND BANK (PRINCESS STREET) NOMINEES LTD.	321,013	0	321,013	0.00
01-923100-1	MIDLAND BANK (PRINCES ST.) NOMINEES LTD.	64,202	0	64,202	0.00
03-223212-1	MIDLAND PACIFIC DEVELOPMENT CORPORATION	26,879,470	0	26,879,470	0.01
01-927600-7	MIRANDA BROTHERS INVESTMENT & TRADING CORP.	2,015,961	0	2,015,961	0.00
01-935100-3	MISSION SOCIETY OF THE PHILIPPINES BY: BISHOP LEONCIO L. LAT	1,939,092	0	1,939,092	0.00
01-940800-6	MONICA TRUST FUND C/O G & S CORPORATION	642,009	0	642,009	0.00
01-959800-6	MORGAN STANLEY & CO., INC.	98,401	0	98,401	0.00
03-408029-9	MULTINATIONAL INVESTMENT BANCORPORATION TRUST ACCOUNT #013	85,602	0	85,602	0.00
02-010100-1	N.G. TRUSTEES & NOMINEES LTD. ACCOUNT GSR	85,597	0	85,597	0.00
02-010900-3	N.G. WILKINSON PROPERTY LTD.	214,002	0	214,002	0.00
00-354000-2	NARCISO BROTHERS	2,168,039	400,000	2,568,039	0.00
01-979700-5	NATIONAL WESTMINSTER BANK PLC OF (WE/527159)	706,218	0	706,218	0.00
01-987700-5	NEGROS MKTG. & INVESTMENT SERVICE, INC.	898,836	0	898,836	0.00
01-991500-8	NESBITT THOMSON SECURITIES INC.	101,998	0	101,998	0.00
02-018200-8	NORKIS TRADING CO. INC.	1,712,026	0	1,712,026	0.00
02-018600-9	NORTHWEST SECURITIES INC. (FILIPINO)	1,540,823	0	1,540,823	0.00
02-019300-6	NOYVA ENTERPRISES, INC.	1,284,019	0	1,284,019	0.00
02-041400-8	OLIVES AND BRIAS, INC.	898,813	0	898,813	0.00
03-295624-2	ORDEN DE PADRES BENEDICTINOS DE LAS ISLAS FILIPINAS	2,150,356	0	2,150,356	0.00
02-091500-5	ORTIGAS, REYES, LAT & CO., INC.	6,902,701	0	6,902,701	0.00
03-757774-3	PACE MEGA RESOURCES AND DEVELOPMENT CORP.	841,816	0	841,816	0.00
03-230113-1	PACO CATHOLIC SCHOOL, INC.	21,141	0	21,141	0.00
02-110300-9	PAGSANJAN CIVIC FOUNDATION INC.	610,916	0	610,916	0.00
02-112400-2	PAIC SECURITIES CORPORATION	5,050,477	0	5,050,477	0.00
02-124400-4	PAN MALAYAN MANAGEMENT & INVESTMENT CORP.	12,944,964	0	12,944,964	0.01
02-154100-9	PATRICIA, INC.	1,196,474	300,000	1,496,474	0.00
02-154800-8	PAUL LITZ TRUSTEE	627,364	0	627,364	0.00
03-655771-6	PCD NOMINEE CORPORATION	94,051,829,826	0	94,051,829,826	47.03
02-164800-9	PECTON MERCANTILE, INC.	3,451,050	0	3,451,050	0.00
02-174200-3	PEOPLE S FINANCING CORP.	126,660,106	0	126,660,106	0.06
02-187000-5	PERFECT INVESTMENT CO INC.	57	0	57	0.00
03-691271-4	PERSHING KEEN NOMINEES LIMITED	750,000	0	750,000	0.00
02-201000-7	PHIL. NATIONAL BANK, ESCOLTA A/C NATIONAL WESTMINSTER BANK	9,979	0	9,979	0.00
02-201600-3	PHIL. PETROCHEMICAL PRODUCTS, INC.	5,630,173	0	5,630,173	0.00
02-201700-6	PHIL. PRUDENTIAL LIFE INSURANCE CO. INC.	299,609	0	299,609	0.00
02-202800-4	PHIL. TRUST CO. ITF AMANDO A. MERCADO	61,605	0	61,605	0.00
02-199200-2	PHILIPPINE DEVELOPMENT ALTERNATIVES FOUNDATION, INC.	128,039	0	128,039	0.00
02-202700-1	PHILIPPINE TRUST COMPANY (AS TRUSTEE OF AMADO MERCADO)	432,058	0	432,058	0.00
03-160403-4	PHILIPPINES JAPAN FRIENDSHIP FOUNDATION, INC.	3,341,050	0	3,341,050	0.00
02-203600-4	PIA DENISE VERONICA TRUST FUND	642,009	0	642,009	0.00
02-206000-4	PIEDRAS PETROLEUM CO., INC.	281,169,600	0	281,169,600	0.14
02-209300-9	PINCHIN DENNY NOMINEES LTD.	214,002	0	214,002	0.00
03-238515-2	PLLIM INVESTMENT, INC	51,004,583	0	51,004,583	0.03
02-233300-9	POLYGON INVESTORS & MANAGERS, INC.	48,381,835	0	48,381,835	0.02
02-245000-2	PROJECTS PROPONENT & DEV. CORP.	635,932	0	635,932	0.00
03-185006-7	PRUDENTIAL BACHE INC.	813,211	0	813,211	0.00
02-246600-4	PRUDENTIAL GUARANTEE & ASSURANCE, INC.	12,892,285,272	0	12,892,285,272	6.45
02-264700-8	QUANKEE, INC.	428,006	0	428,006	0.00
02-269400-7	QUEZON GIRL SCOUT COUNCIL	1,265,472	0	1,265,472	0.00
02-323900-6	R.C. GREIG NOMINEES LIMITED	85,601	0	85,601	0.00
02-388700-3	R.N. MCKEAN & COMPANY	428,006	0	428,006	0.00
02-289000-8	RAMON MAGSAYSAY AWARD FOUNDATION	632,671	0	632,671	0.00
03-704874-5	RAMPVER, INC.	15,000,000	0	15,000,000	0.01
02-306200-1	RCBC T/A # 76-222	884,044	0	884,044	0.00
02-318326-8	RCBC T/A #33-399-9	1,092,983	0	1,092,983	0.00
02-310400-5	RCBC T/A# 32-260-1	39,008	0	39,008	0.00

02-310100-7	RCBC TA# 32-248	128,405	0	128,405	0.00
02-319100-6	RCDC MANAGED A/C# 0138	1,460	0	1,460	0.00
02-325200-8	RDJ DEVELOPMENT CORP.	71,013	250,000	321,013	0.00
02-338100-2	RELIANCE PACKAGING & PRINTING CORP.	642,009	0	642,009	0.00
02-340600-3	RENING REALTY CORPORATION	363,586	0	363,586	0.00
02-370600-6	REYNALDO ALFONSO TRUST FUND	642,009	0	642,009	0.00
02-371600-1	RFC SECURITIES CORPORATION FOR THE ACCOUNT OF MR	13,548	2,500	16,048	0.00
02-376000-2	RICHARD EDWARD TRUST FUND	642,009	0	642,009	0.00
02-378300-1	RISK MANAGEMENT	53,561	0	53,561	0.00
02-390100-4	ROBERT EDWARD TRUST FUND	642,009	0	642,009	0.00
03-299524-1	ROMAN CATHOLIC ARCHBISHOP OF LINGAYEN-DAGUPAN	2,282,700	0	2,282,700	0.00
02-407000-3	ROMAN CATHOLIC BISHOP OF DAVAO, INC.	1,374,907	0	1,374,907	0.00
02-407100-6	ROMAN CATHOLIC BISHOP OF BUTUAN	274,576	0	274,576	0.00
02-407200-9	ROMAN CATHOLIC BISHOP OF CEBU	7,156,824	0	7,156,824	0.00
02-407400-4	ROMAN CATHOLIC BISHOP OF ILIGAN	299,604	0	299,604	0.00
02-408100-1	ROMBA INVESTMENTS LIMITED	428,006	0	428,006	0.00
03-422329-6	ROYAL LINK INDUSTRIES	2,568,104	0	2,568,104	0.00
03-735674-8	S & A INDUSTRIAL CORPORATION	18,936	0	18,936	0.00
02-586700-6	S.M. VALDEZ SECURITIES CO., INC. (FILIPINO)	389,786	0	389,786	0.00
03-495930-8	SCOTIA NOMINEES CHANNEL ISLANDS LTD.	214,002	0	214,002	0.00
02-531000-5	SCOTIABANK NOMINEES LTD.	2,140,033	0	2,140,033	0.00
03-763774-2	SEC ACCOUNT FAO: VARIOUS CUSTOMERS OF GUOCO SECURITIES (PHILI	2,529,918	0	2,529,918	0.00
02-533200-1	SECURITIES SETTLEMENT CORP.	856,013	0	856,013	0.00
02-532900-5	SECURITY BANK & TRUST CO. TRUST ACCOUNT NO 3009	3,466,853	0	3,466,853	0.00
03-288022-5	SEVERO A. TUASON & CO., INC.	11,136,835	0	11,136,835	0.01
03-789974-2	SHAREHOLDERS' ASSOCIATION OF THE PHILIPPINES, INC.	100,000	0	100,000	0.00
02-547500-2	SHARES & ACCOUNTS PTY LIMITED	3,524,144	0	3,524,144	0.00
02-547900-3	SHEARSON LOEB RHOADES INC.	4,429,867	0	4,429,867	0.00
03-285022-9	SOLIDBANK ITF NORMA/LIGAYA AZORES	256,810	0	256,810	0.00
03-728774-6	STERLING PAPER PRODUCTS ENTERPRISE, INC.	684,827	0	684,827	0.00
02-623400-8	SUN HUNG KAI NOMINEES LTD.	719,024	0	719,024	0.00
02-623401-6	SUN HUNG KAI SECURITIES NOMINEES LIMITED	500,780	0	500,780	0.00
02-645600-6	SUNSHINE MANAGEMENT CONSULTANT & DEVELOPMENT CORP	1,296,732	0	1,296,732	0.00
02-648000-6	SUTRO AND CO., INC.	2,311,233	0	2,311,233	0.00
02-648600-2	SVD MISSION PHILS. INC.	1,397,520	0	1,397,520	0.00
03-705274-4	SWAN ALLEY (NOMINEES) LIMITED	1,149,950	0	1,149,950	0.00
02-668200-3	SY CHI SIONG & CO., INC.	6,190,285	0	6,190,285	0.00
02-680100-9	TABLANTE-TUNGOL ENTERPRISES	2,996,046	0	2,996,046	0.00
02-767400-5	TCBT TRUST ACCT. P-11010	85,597	0	85,597	0.00
03-561039-4	TDG RETIREMENT FUND	150,000	0	150,000	0.00
02-767800-6	TDR, INCORPORATED	5,748,499	0	5,748,499	0.00
02-776900-4	TELETRADE CORPORATION	642,009	0	642,009	0.00
00-537400-1	THE CHARTERED BANK MANILA ACCT. MIDLAND BANK LTD., OVERSEAS	13,333	0	13,333	0.00
03-479930-8	THE INTERNATIONAL CORPORATE BANK (INTERBANK)	7,168,014	0	7,168,014	0.00
01-816800-4	THE MANILA REMNANT CO., INC.	694,540	0	694,540	0.00
02-201800-9	THE PHIL. PRUDENTIAL LIFE INSURANCE CO., INC.	128,403	0	128,403	0.00
02-406900-2	THE ROMAN CATHOLIC ARCHBISHOP OF MANILA	14,445,222	0	14,445,222	0.01
02-407500-7	THE ROMAN CATHOLIC BISHOP OF LINGAYEN	3,169,030	0	3,169,030	0.00
02-786800-2	THOMSON MCKINNON SECURITIES INC.	642,009	0	642,009	0.00
02-788500-5	TIA INSURANCE AGENCIES, INC.	225,957	0	225,957	0.00
03-587744-3	TIRAD MINERALS, INC.	4,413,346	0	4,413,346	0.00
02-840000-6	TOTAL REALTY DEV. CORP.	267,483	0	267,483	0.00
02-840800-8	TRADE VALUES CORPORATION	2,753,987	0	2,753,987	0.00
02-840600-2	TRADERS ROYAL BANK T/A #0010	747,822	0	747,822	0.00
02-840700-5	TRADERS ROYAL BANK TRUST A/C # 2992	3,424,049	0	3,424,049	0.00
02-849100-8	TRUSTEESHIP, INC.	473,408	0	473,408	0.00
02-856800-1	TUASON, ROXAS, TORRES, & CO., INC. (FILIPINO)	616,328	0	616,328	0.00
02-857700-4	TUCKER ANTHONY & R.L. DAY INC.	1,155,617	0	1,155,617	0.00
03-482030-6	TURBINA COMMUNICATIONS, INC.	1,712,066	0	1,712,066	0.00
03-593245-7	U.P.P.A.F., INC.	10,000,000	0	10,000,000	0.01
02-882300-9	U.S. CLEARING CORPORATION	6,394,516	0	6,394,516	0.00
02-868600-8	UBP T/A #6-152-246-77	42,800	0	42,800	0.00
03-737174-5	UBP TA# 1B1-019-95	42,606	0	42,606	0.00
02-870002-5	UCPB TRUST A/C#79-7A	39	0	39	0.00
03-681371-6	UNI DEVELOPMENT CORPORATION	4,320,109	0	4,320,109	0.00
02-875000-6	UNION REFINERY CORPORATION	112,939	0	112,939	0.00
03-757474-5	UNIONBANK TRUST & INVESTMENT SERVICES GROUP ITF VARIOUS TAXAE	48,148	0	48,148	0.00
02-875600-2	UNITED DISTRIBUTING CORP.	6,420,099	0	6,420,099	0.00
02-876400-2	UNIVERSITY OF MANILA	913,078	0	913,078	0.00
02-876200-7	UNIVESTCO	642,009	0	642,009	0.00
02-880200-5	URBANCORP INVESTMENTS, INC.	737,488	0	737,488	0.00
03-163803-1	V.Q. ROXAS & ASSOCIATES INC.	17,373	0	17,373	0.00
02-973600-3	VER-REYES MANAGEMENT & DEV. CORP.	319,835	0	319,835	0.00
02-976300-1	VICA SERVICES & MGT. CO., INC.	111,229	0	111,229	0.00
02-981400-8	VIDACOS NOMINEES LIMITED, ACCOUNT EAB	2,859,624	500,000	3,359,624	0.00
03-681471-9	VIGOTI DEVELOPMENT CORPORATION	4,320,109	0	4,320,109	0.00
03-005700-8	VISAYAN SURETY	3,333,573	0	3,333,573	0.00
03-164803-7	VITAL VENTURES MANAGEMENT CORP.	6,451,071	0	6,451,071	0.00
03-010500-6	VULCAN INDUSTRIAL & MINERALS EXPLORATION CORPORATION	970,015	100,000	1,070,015	0.00

03-013300-7	W. D. LATIMER CO. LIMITED	51,362	0	51,362	0.00
03-013200-4	W.B. NOMINEES LTD. A/C KEMPMIT	42,800	0	42,800	0.00
03-011400-9	WADELL AND CO.	15,750,644	0	15,750,644	0.01
03-012500-7	WARD MANAGEMENT CORPORATION	4,388,236	0	4,388,236	0.00
03-014100-7	WEDBUSH SECURITIES, INC.	5,283,691	0	5,283,691	0.00
03-013900-3	WEDBUSH, NOBLE, COOKE, INC.	454,749	0	454,749	0.00
03-237715-2	WEE AGRO-INDUSTRIAL INC.	684,827	0	684,827	0.00
03-016600-1	WELLINGTON TY BROTHERS	3,700,605	0	3,700,605	0.00
03-213710-8	WESTERN GUARANTY CORPORATION	26,615,131	0	26,615,131	0.01
03-018000-6	WESTSTOCK NOMINEES LIMITED	2,876,046	120,000	2,996,046	0.00
03-018700-5	WHITTLESFIELD NOMINEES LIMITED	42,800	0	42,800	0.00
03-020000-3	WILLBRO NOMINEES LIMITED	14,766,291	0	14,766,291	0.01
03-022900-9	WONDER EIGHT REALTY CORP.	428,006	0	428,006	0.00
03-348124-2	WULFRAM ELDER IRMER FORSYTH-JAUCH	192,602	0	192,602	0.00
03-123000-1	ZAMBOANGA ARCHDIOCESAN PRIESTS	128,401	0	128,401	0.00
	Subtotal	149,277,407,533	5,816,737	149,283,224,270	74.64
	Grand Total	199,524,033,928	475,966,072	200,000,000,000	100.00

TOTAL NUMBER OF STOCKHOLDERS : **11,525**

CERTIFICATE OF INDEPENDENT DIRECTOR

I, **JOSE M. LAYUG, JR.**, Filipino, of legal age and a resident of No. 12 Aquarius Street, Cinco Hermanos Subdivision, Marikina City 1802, after having been duly sworn in accordance with law do hereby declare:

1. I am a nominee for Independent Director of **Oriental Petroleum and Minerals Corporation**.
2. I am affiliated with the following companies or organizations:

Company/Organization	Position	Period of Service
Citicore Energy REIT Corp.	Independent Director	2021-present
Upgrade Energy Philippines, Inc.	Director	2023-present
Phinma Solar Corporation	Independent Director	2023-present
Vivant Corporation	Independent Director	2022-present
Developers of Renewable Energy for AdvanceMent, Inc.	President	2019-present
Philippine Energy Research & Policy Institute	Director	2022-present
Divina Law Offices	Senior Partner	2023-present


3. I possess all the qualifications and none of the disqualifications to serve as an independent Director of **Oriental Petroleum and Minerals Corporation**, as provided for in Section 38 of the Securities Regulation Code, its Implementing Rules and Regulations and other SEC Issuances.
4. I am not related to any director/officer/substantial shareholder of **Oriental Petroleum and Minerals Corporation**.
5. I disclose that I am currently the subject of a malicious and baseless criminal investigation before the Marikina City Office of the City Prosecutor by Michael A.S. Yuson for violation of Republic Act No. 9262. No criminal information has been filed against me.
6. I am not an officer or employee of any government agency, government instrumentality or government-owned and controlled corporation.
7. I shall faithfully and diligently comply with my duties and responsibilities as independent director under the Securities Regulation Code and its implementing Rules and Regulations, Code of Corporate Governance and other SEC Issuances.
8. I shall inform the Corporate Secretary of **Oriental Petroleum and Minerals Corporation** of any changes in the abovementioned information within five days from its occurrence.

Done this 25th day of April 2024 at Makati City, Philippines.


JOSE M. LAYUG, JR.
 Affiant

SUBSCRIBED AND SWORN to me this 25th day of April 2024 at Makati City, affiant personally appeared before me and executed to me his Passport No. P8099689B issued on November 6, 2021 in DFA Manila, Philippines.

Doc No. 382 ;
 Page No. 78 ;
 Book No. I ;
 Series of 2024.


JULIE ANN C. MANGUIAT
 Notary Public for Makati City
 Appointment No. M-208
 Until 31 December 2025
 Roll of Attorneys No. 81861
 IBP No. 405352/ 06 January 2024/ Makati City
 PTR No. 10079823/ 05 January 2024/ Makati City
 Admitted to the Bar in 2022
 8th Floor, Pacific Star Building, Sen. Gil Puyat
 Avenue corner Makati Avenue, Makati City

CERTIFICATE OF INDEPENDENT DIRECTOR

I, **EMMANUEL C. ALCANTARA**, Filipino, of legal age and a resident of 115 Kanlaon Street, Ayala Alabang Village, Muntinlupa City, after having been duly sworn in accordance with law do hereby declare that:

1. I am a nominee for Independent Director of **Oriental Petroleum and Minerals Corporation**.
2. I am affiliated with the following companies or organizations:

Company/Organization	Position	Period of Service
Marubeni Auto Holdings Phils Inc.	Non-Executive Director	2015 to present
Lemoine S.A. Philippines, Inc.	Non-Executive Director	2016 to present
Pentair Philippines	Non-Executive Director	2016 to present
Tokyu Construction Co Ltd. – Phil Branch	Non-Executive Director	2016 to present
Prudential Guarantee and Assurance Inc.	Non-Executive Director	2021 to present
Transfermate Philippines Corp.	Non-Executive Director	2021 to present
MegaLink Inc.	Non-Executive Director	2022 to present
Tagaytay Highlands Horizon Condominium Homeowners Association Inc.	Non-Executive Director	2022 to 2024
Universal Storefront Services Corp.	Non-Executive Director	2024
Ayala Alabang Village Association	Non-Executive Director	2023 to 2025

3. I possess all the qualifications and none of the disqualifications to serve as an independent Director of **Oriental Petroleum and Minerals Corporation**, as provided for in Section 38 of the Securities Regulation Code, its Implementing Rules and Regulations and other SEC Issuances.
4. I am related to the following director/officer/substantial shareholder of (covered company and its subsidiaries and affiliates) other than the relationship provided under Rule 38.2.3 of the Securities Regulation Code (where applicable).

Name of Director/Officer/Substantial Shareholder	Company	Nature of Relationship
NONE		

5. To the best of my knowledge, I am not the subject of any pending criminal or administrative investigation or proceeding/I disclose that I am the subject of any pending criminal or administrative investigation or proceeding (as the case may be):

Offense Charged/Investigated	Tribunal or Agency Involved	Status
NONE		

6. (For those in government service/affiliated with a government agency or (GOCC) I have the required written permission or consent from the N/A to be an Independent Director in N/A, pursuant to Office of the President Memorandum Circular No. 17 and Section 12, Rule XVIII of the Revised Civil Service Rules.

7. I shall faithfully and diligently comply with my duties and responsibilities as independent director under the Securities Regulation Code and its implementing Rules and Regulations, Code of Corporate Governance and other SEC Issuances.
8. I shall inform the Corporate Secretary of **Oriental Petroleum and Minerals Corporation** of any changes in the abovementioned information within five days from its occurrence.

Done this 23^d day of April-2024 at Makati City, Philippines.



EMMANUEL C. ALCANTARA
Affiant

SUBSCRIBED AND SWORN to me this 23^d day of April 2024 at Makati City, affiant personally appeared before me and executed to me his Passport No. P6908317A valid until 23 April 2028.

Doc No. 407 :
Page No. 83 :
Book No. I :
Series of 2024.



ATTY. PABLO H. VANGELISTA III
Notary Public for and in the City of Makati
Commission No. 14,239 valid until December 31, 2024
Idol of Attorney's No. 7905A Admitted in the Bar in 2022
JP No. 37573, 11286/23, Cy2024, Makati City Chapter
PTR No. 85073885, 01-04/2024, Makati City
1111, Azala Avenue, Makati City, Metro Manila 1226

COVER SHEET

SEC Registration Number

4	0	0	5	8						
---	---	---	---	---	--	--	--	--	--	--

COMPANY NAME

O	R	I	E	N	T	A	L	P	E	T	R	O	L	E	U	M	A	N	D	M	I	N	E	R	A	L
S	C	O	R	P	O	R	A	T	I	O	N	A	N	D	S	U	B	S	I	D	I	A	R	I	E	S

PRINCIPAL OFFICE (No. / Street / Barangay / City / Town / Province)

3	4	t	h	F	l	o	o	r	,	R	o	b	i	n	s	o	n	s	E	q	u	i	t	a	b	l
e	T	o	w	e	r	,	A	D	B	A	v	e	n	u	e	,	O	r	t	i	g	a	s	C		
e	n	t	e	r	,	P	a	s	i	g	C	i	t	y												

Ma. Riana C. Infante
(Contact Person)

8633-7631
(Company Telephone Number)

1 2	3 1
Month (Fiscal Year)	Day

S	E	C	F	O	R	M	-	1	7	-	A
(Form Type)											

Month	Day
(Annual Meeting)	

(Secondary License Type, If Applicable)

Dept. Requiring this Doc.

Amended Articles Number/Section

11,524
Total No. of Stockholders

Total Amount of Borrowings	
Domestic	Foreign

To be accomplished by SEC Personnel concerned

File Number											

LCU

Document ID											

Cashier

STAMPS

Remarks: Please use BLACK ink for scanning purposes.

PART I - BUSINESS AND GENERAL INFORMATION

Item 1. Description of Business

Oriental Petroleum and Minerals Corporation (OPMC) is a Philippine corporation incorporated on December 22, 1969 with the purpose of exploring, developing and producing petroleum and mineral resources in the Philippines. As an exploration company, OPMC's operational activities depend principally on its Service Contracts with the government.

The Company, together with other oil exploration companies (collectively referred to as "a or the Contractor"), entered into a Service Contract (SC) with the Philippine Government, through the Department of Energy (DOE), for the exploration, development and exploitation of certain contract areas situated in offshore Palawan where oil discoveries were made.

The Company's petroleum revenues and production and related expenses are derived from SC 14 Contract Area. SC 14 is composed of four Blocks, Block - A (Nido), Block - B (Matinloc), Block - C (Galoc & West Linapacan) and Block - D (designated as the Retention Area). West Linapacan and Block - D are the non-producing areas. West Linapacan is currently under evaluation for re-activation after it was shut-in in 1995 due to water intrusion.

After reaching its economic limits, production in the Nido and Matinloc oilfields was terminated permanently in March 2019 and seven production wells in Nido (3 out of 5), Matinloc (3), and North Matinloc (1) were successfully plugged and abandoned in May 2019. The plug and abandonment of the two remaining wells in Nido oilfield was completed in 2020.

In February 2021, SC 14 - A Nido, B/B1 Matinloc, and D Retention Block were relinquished to the DOE. By the end of December 31, 2021, the Nido-AP/AW, Nido-BW and Matinloc platforms have been turned over to the DOE after the production wells have been plugged and abandoned, and the processing equipment and wellheads removed.

Sale of Crude Oil Data for 2023 and 2022

Area	Volume (in bbls.)		Average Selling Price (in US\$/bbl.)	
	2023	2022	2023	2022
Galoc	475,183	479,955	80.47	95.34

Production from Galoc were sold and delivered to various customers. Sale is effected through physical transfer/delivery of crude oil from offshore production site storage and processing ship to oil tanker of the buyer.

SCs and Geophysical Survey and Exploration Contracts (GSECs) are the principal properties of the Company and owned by the State.

The contractors are bound to comply in the work obligations provided in the contract with the DOE. They should provide at their own risk the financing, technology and services needed in the performance of their obligations. Failure to comply with their work obligations means that they should pay the government the amount they should have spent had they pushed through with their undertaking. Operating agreement among the participating companies governs their rights and obligations under the contract.

For the year ended December 31, 2023, the Company recorded total revenue from petroleum operations of US\$3.02 million from US\$3.61 million in 2022 from its share in the Galoc operation. The decrease in average crude oil prices mainly led to the decrease in petroleum revenue. The oil prices dropped as the U.S. dollar strengthened and the possible interest rate hike by the U.S. Federal Reserve, which could cause a recession and reduce future oil demand.

As of December 31, 2023, OPMC has seventeen (17) employees – twelve (13) executives, and four (4) rank and file personnel. The Company is not expecting any change in the number of employees it presently employs. The Company has not entered into any Collective Bargaining Agreements (CBA).

It is a common knowledge in the industry that the major risk involved in the business of oil exploration, such as OPMC, is in the success of exploration ventures. The ratio of successful exploration is estimated to be 1 out of every 400 wells explored. The Company together with its partners in the various SCs, conduct technical studies and evaluation of the areas believed to have oil reserves.

Another risk identified is when there is a decline in volume of oil and/or in oil price. The decline in production volume is a result of natural decline in the oil reserve while the decline in oil price is due to oversupply of oil in the common market. These risks are common for the industry the Company operates in.

Another risk involved in the business of oil exploration and production is the risk that accidents may occur during operations. The Company together with its partners in various SCs, continue to take precautionary measures to mitigate accidents, like oil spill. Platform personnel regularly attend safety trainings and seminars. Likewise, platforms are supplied with equipment like oil spill boom, in case oil spill happens. The Consortia, in which the Company is part of, maintain sufficient funds to cover emergencies and accidents, apart from the insurance coverage of each operation/platform.

The Company organized three (3) wholly-owned subsidiaries:

a) ORIENTAL MAHOGANY WOODWORKS, INC. (OMWI)

The Company was incorporated and started commercial operations on May 2, 1988 with the principal objective of supplying overseas manufacturers, importers and designers with high quality furniture.

On March 31, 1994, the Board of Directors approved the cessation of the Company's manufacturing operations effective May 1, 1994 due to continued operating losses. The management has no definite future plans for the Company's operations.

b) LINAPACAN OIL GAS AND POWER CORPORATION (LOGPOCOR)

The Company was incorporated on January 19, 1993 to engage in energy project and carry on and conduct the business relative to the exploration, extraction, production, transporting, marketing, utilization, conservation, stockpiling of any forms of energy products and resources. OPMC continues to recognize revenues arising from the operations of the assigned working interest. However, all related capitalizable expenses on such working interest continue to be capitalized to the Company's assigned costs of such working interest. On the other hand, depletion of such costs is transferred to OPMC and shown as a reduction of the assigned costs.

c) ORIENTAL LAND CORPORATION (OLC)

The Company was incorporated on February 24, 1989 as realty arm of OPMC. It has remained dormant since incorporation.

Item 2. Properties

The principal properties of the Company consist of petroleum exploration areas in the Philippines, onshore and offshore.

Listed below are OPMC's exploration undertakings through a consortium effort with the DOE as of December 31, 2023.

CONTRACT	LOCATION	Expiration Date	OPMC Share (%)
SC 6 and 6B (Bonita and Cadlao)	NW Palawan	February 28, 2024	4.9092
SC14C (West Linapacan)	NW Palawan	December 17, 2025	30.288
SC14C (Galoc)	NW Palawan	December 17, 2025	7.78505

On January 5, 2024, the Service Contract 6 and 6B (Bonita and Cadlao) Joint Venture Parties, through Nido Petroleum Philippines Pty. Ltd. (Operator), submitted a Letter of Intent with the Department of Energy to apply for a Development and Production Petroleum Service Contract (DPPSC) under DOE Circular 2023-12-0033 entitled "Guidelines on the Awarding of Petroleum Service Contracts for Development and Production."

Section 4.2 of the said Circular provides that, "An Operator of a PSC with producible petroleum reserves that would last beyond the Operator's remaining production term, as validated by the DOE, shall have the option to apply for a DPPSC through direct negotiation with the DOE, provided, that the application be made prior to the expiration of the remaining production term."

Item 3. Legal Proceedings

None.

Item 4. Submission of Matters to a Vote of Security Holders

There were no matters submitted to a vote of security holders during the fourth quarter of the year covered by this report.

PART II – OPERATIONAL AND FINANCIAL INFORMATION

Item 5. Market for Issuer’s Common Equity and Related Stockholder Matters

Principal Market or Markets where the Issuer’s Common Equity is Traded

The common stock of the Company is listed on the Philippine Stock Exchange. Stock prices of the common stock are as follow:

STOCK PRICES (in pesos)	CLASS A		CLASS B	
	High	Low	High	Low
2023				
First Quarter	0.0120	0.0100	0.0120	0.0100
Second Quarter	0.0110	0.0092	0.0110	0.0093
Third Quarter	0.0110	0.0076	0.0099	0.0077
Fourth Quarter	0.0088	0.0073	0.0089	0.0081
2022				
First Quarter	0.0130	0.0100	0.0140	0.0100
Second Quarter	0.0120	0.0100	0.0130	0.0110
Third Quarter	0.0120	0.0100	0.0130	0.0100
Fourth Quarter	0.0120	0.0098	0.0120	0.0100
2021				
First Quarter	0.0370	0.0100	0.0350	0.0100
Second Quarter	0.0130	0.0110	0.0140	0.0110
Third Quarter	0.0130	0.0100	0.0130	0.0110
Fourth Quarter	0.0120	0.0100	0.0120	0.0100
VOLUME (in billion shares)		CLASS A		CLASS B
2023				
First Quarter		0.780		0.118
Second Quarter		0.829		0.746
Third Quarter		2.000		0.056
Fourth Quarter		0.474		0.122
2022				
First Quarter		4.192		1.962
Second Quarter		0.996		0.184
Third Quarter		1.597		0.778
Fourth Quarter		1.579		0.203
2021				
First Quarter		66.750		19.050
Second Quarter		6.271		28.998
Third Quarter		2.088		1.250
Fourth Quarter		2.608		12.186

As of December 31, 2023, there are approximately **11,524** stockholders both for Class "A" and "B" shares. The closing stock price of the Company's shares as of March 31, 2024 is PhP0.0091 for Class A and PhP0.0092 for Class B.

Cash Dividends per Share

On June 28, 2023, the Board of Directors of the Company approved the declaration of a cash dividend in the amount of \$0.00001 (PhP0.0005) per share or a total of \$1.79 million (PhP100 million) from the Company's unrestricted retained earnings as of December 31, 2022 to all stockholders of record as of July 27, 2023 and payable on August 18, 2023. As of December 31, 2023 and 2022, retained earnings available for dividend declaration amounts to \$4.97 million and \$3.11 million, which solely pertains to the Parent Company.

On June 23, 2022, the Board of Directors of the Company approved the declaration of a cash dividend in the amount of \$0.00001 (PhP0.0005) per share or a total of \$1.84 million (PhP100 million) from the Company's unrestricted retained earnings as of December 31, 2021 to all stockholders of record as of July 22, 2022 and payable on August 16, 2022. As of December 31, 2022 and 2021, retained earnings available for dividend declaration amounts to \$3.11 million and \$4.87 million, which solely pertains to the Parent Company.

On June 29, 2021, the Board of Directors of the Company approved the declaration of a cash dividend in the amount of \$0.00001 (PhP0.0005) per share or a total of \$2.06 million (PhP100 million) from the Company's unrestricted retained earnings as of December 31, 2020 to all stockholders of record as of July 28, 2021 and payable on August 20, 2021.

On June 25, 2020, the Board of Directors of the Company approved the declaration of a cash dividend in the amount of \$0.00001 (Ph0.0005) per share or a total of \$2.00 million (PhP100 million) from the Company's unrestricted retained earnings as of December 31, 2019 to all stockholders of record as of July 24, 2020 and payable on August 18, 2020.

On June 27, 2019, the Board of Directors of the Company approved the declaration of a cash dividend in the amount of \$0.00001 (PhP0.0005) per share or a total of \$1.94 million (PhP100 million) from the Company's unrestricted retained earnings as of December 31, 2018 to all stockholders of record as of July 26, 2019 and payable on August 20, 2019.

The Company has not declared any cash or stock dividends in 2018.

Recent Sales of Unregistered Securities

Not applicable. There are no recent sales of unregistered or exempt securities including recent issuance of securities constituting an exempt transaction. All shares of the Company are listed on the Philippine Stock Exchange.

Description of Registrant's Securities

Common Stock - all shares of stock of the Company enjoy the same rights and privileges, except that Class A shares shall be issued solely to Filipino citizens, whereas Class B shares can be issued to Filipino citizens or foreigners.

List of Top 20 Stockholders as of December 31, 2023

Name of Stockholders	No. of Common Shares Held	% to Total Outstanding (Common)
1. PCD NOMINEE CORPORATION	94,066,089,509	47.03
2. JG SUMMIT CAPITAL SERVICES CORP.	37,051,952,896	18.53
3. R. COYIUTO SECURITIES, INC.	21,612,400,006	10.81
4. PRUDENTIAL GUARANTEE & ASSURANCE, INC.	12,892,285,272	6.45
5. JAMES L. GO	2,511,000,001	1.26
6. J.G. SUMMIT HOLDINGS, INC.	1,756,248,841	0.88
7. PCD NOMINEE CORPORATION (NON-FILIPINO)	1,268,187,239	0.63
8. F & J PRINCE HOLDINGS CORP.	1,260,888,642	0.63
9. PAULINO G. PE	935,000,000	0.47
10. DAVID GO SECURITIES CORP.	698,083,201	0.35
11. MARGARET S. CHUA CHIACO	663,400,000	0.33
12. TIONG KENG CHING	622,512,998	0.31
13. ROBERT COYIUTO, JR.	565,664,986	0.28
14. JAMES UY, INC.	471,843,600	0.24
15. ERNESSON S. CHUA CHIACO	441,600,000	0.22
16. GENEVIEVE S. CHUA CHIACO	441,600,000	0.22
17. MANUEL S. CHILIP	360,842,316	0.18
18. CONSTANTINE TANCHAN ERNESTO CHUA CHIACO &/OR	333,025,609	0.17
19. MARGARET S. CHUA CHIACO	299,000,000	0.15
20. SANTIAGO TANCHAN III	298,546,547	0.15
	178,550,171,663	89.29
OTHERS	21,449,828,337	10.71
TOTAL	200,000,000,000	100.00

Item 6. Management's Discussion and Analysis or Plan of Operations

The following discussion and analysis should be read in conjunction with the accompanying consolidated financial statements and notes thereto as of and for the years ended December 31, 2023, 2022 and 2021, which form part of this Report.

Galoc Field's sale of crude oil volume for 2023 was 475,183 barrels which was slightly lower than the total sale of 479,955 barrels in 2022. The decline in barrels of oil in Galoc operation was caused by the normal decline in production performance of Galoc well-3 and continued shut-in of Galoc well-4 due to problems in the well's subsurface production mechanism.

After reaching its economic limits, production in the Nido and Matinloc fields was terminated permanently in March 2019 and seven production wells in Nido (3 out of 5), Matinloc (3), and North Matinloc (1) were successfully plugged and abandoned in May 2019. The plug and abandonment of the two remaining wells was completed in 2020.

In February 2021, SC 14 - A Nido, B/B1 Matinloc, and D Retention Block were relinquished to the DOE. As of December 2021, the Nido-AP/AW, Nido-BW and Matinloc platforms have been turned over to the DOE after the production wells have been plugged and abandoned, and the processing equipment and wellheads removed.

The Company does not expect any significant change in the number of its employees for the next twelve (12) months.

Results of Operations

2023 vs. 2022

Revenue from petroleum operations in 2023, which amounted to US\$3.02 million, decreased by 16% from US\$3.61 million in 2022. The decrease in crude oil prices mainly led to the decrease in petroleum revenue. Average price per barrel decreased to US\$80.47 in 2023 as compared to US\$95.34 in 2022. The drop in oil prices were affected by the slow demand growth brought by inflation, interest rate hikes, and significant increase in global supply from US, Guyana and Brazil. This was despite threats of supply disruptions brought by the Ukraine- Russia War, Israel- Hamas conflict and multiple supply cuts from the OPEC+.

Petroleum production costs totaled US\$1.95 million and US\$1.63 million in 2023 and 2022, respectively. These production costs mainly include floating, production, storage and offloading (FPSO) charges, field/platform operation costs, management and technical fees, helicopter services, insurance expenses, marketing fees, repairs and maintenance and other general and administrative expenses of the Galoc consortium.

Depletion, depreciation and amortization totaled US\$0.44 million, which slightly decreased from US\$0.49 million in 2022 due to lower volume of crude oil production. The estimated remaining proved and probable oil reserves totaled 0.89 million and 1.43 million barrels for Galoc oil field as of December 31, 2023 and 2022, respectively.

The Group has a foreign exchange (FX) exposure associated with fluctuations in the value of the Philippine Peso against the U.S. Dollar. The favorable closing rate of the peso from PhP56.12 to a dollar in December 2022 to PhP55.57 to a dollar in December 2023 resulted in a FX gain of around US\$0.38 million in 2023. Meanwhile, the depreciation of the peso from PhP50.77 to a dollar in December 2021 to PhP56.12 to a dollar in December 2022 resulted in a FX loss of US\$3.40 million in 2022. The FX exposure mainly resulted to the translated peso-denominated monetary assets and liabilities.

Interest and dividend income reached US\$4.15 million in 2023 from US\$3.75 million in 2022 mainly due to higher interest rates on peso and dollar placements ranging from 3.40% p.a. to 6.38% p.a. during 2023 as against same period last year of 0.10% p.a. to 5.50% p.a. This comprised of interest received from investment in equity instruments at fair value through other comprehensive income, debt instruments at amortized cost and money market placements.

2022 vs. 2021

Revenue from petroleum operations in 2022, which amounted to US\$3.61 million, increased by 3% from US\$3.51 million in 2021. The upswing in crude oil prices mainly led to the increase in petroleum revenue. Average price per barrel increased to US\$95.34 in 2022 as compared to US\$69.51 in 2021. The surge in oil price was brought by recovering global demand.

Petroleum production costs totaled US\$1.63 million and US\$2.26 million in 2022 and 2021, respectively. Bulk of the decrease in cost of petroleum operations is the cost of petroleum inventories charged against the expense, which amounted to US\$0.60 million and

US\$0.12 million in 2022 and 2021, respectively. These production costs mainly include floating, production, storage and offloading (FPSO) charges, field/platform operation costs, management and technical fees, helicopter services, insurance expenses, marketing fees, repairs and maintenance and other general and administrative expenses of the consortia.

Depletion, depreciation and amortization totaled US\$0.49 million, which slightly decreased from US\$0.73 million in 2021 due to lower volume of crude oil production. The estimated remaining proved and probable oil reserves totaled 1.43 million and 2.06 million barrels for Galoc oil field as of December 31, 2022 and 2021, respectively.

The Group has a foreign exchange (FX) exposure associated with fluctuations in the value of the Philippine Peso against the U.S. Dollar. The FX loss of US\$3.40 million in 2022 from FX loss of US\$1.89 million in 2021 was mainly driven by the depreciation or unfavorable movement of Philippine Peso against U.S. Dollar in respect mainly to translated peso-denominated monetary assets and liabilities.

Interest, dividend and other income reached US\$3.75 million in 2022 from US\$3.68 million in 2021. This comprised of interest received from investment in equity instruments at fair value through other comprehensive income, debt instruments at amortized cost and money market placements.

2021 vs. 2020

Revenue from petroleum operations in 2021, which amounted to US\$3.51 million, increased by 175% from US\$1.28 million in 2020. The intense upswing in crude oil prices mainly led to the increase of petroleum revenue. Average price per barrel increased to US\$69.51 in 2021 as compared to US\$38.18 in 2020 for Galoc operations. The surge in oil price was brought by recovering global demand.

Petroleum production costs in 2021, which totaled US\$2.26 million, increased by 35% from US\$1.68 million in 2020. These costs mainly include floating, production, storage and offloading (FPSO) charges, field/platform operation costs, management and technical fees, helicopter services, insurance expenses, marketing fees, repairs and maintenance and other general and administrative expenses of the consortia. The increase in costs in 2021 was mainly due to the Company's share in Nido/Matinloc Block training and development /scholarship, which the Department of Energy only collected before closure/surrender of Nido/Matinloc blocks.

Foreign exchange loss of US\$1.89 million for the year 2021 was due to revaluation of peso denominated monetary assets and liabilities. The change to a foreign exchange loss position in 2021 from a foreign exchange gain position of US\$1.87 million in 2020 was driven by unfavorable movements of the Philippine Peso against U.S. Dollar in 2021 versus 2020.

Interest, dividend and other income reached US\$3.68 million in 2021, a slight decrease from US\$3.92 million in 2020 due to dollar appreciation and lower interest rates. This comprised of interest received from investment in equity instruments at fair value through other comprehensive income, debt instruments at amortized cost and money market placements. In 2020, other income included a refund from standby letter of credit offset against cash call of US\$0.13 million.

Provision for income tax amounted to US\$0.04 million from US\$1.51 million in 2020 mainly due to savings from CREATE bill on deferred tax.

Financial Position

2023

The Company's consolidated assets at the end of 2023, which amounted to US\$89.83 million, was slightly higher by 2% or US\$1.52 million compared to US\$88.31 million as at December 31, 2022 due to the following movements:

- Cash and cash equivalents of US\$17.19 million as of this reporting period slightly increased from US\$16.37 million as of the end of 2022. The increase was due to receipts from petroleum operations and investment income, offset by acquisition of additional investments in bonds and equities, classified as debt instruments at amortized cost and equity instruments at fair value through other comprehensive income.
- Receivables of US\$0.63 million was higher compared to US\$0.39 million in 2022 mainly due to awaiting collection of income from dividends.
- Debt instruments at amortized cost totaled US\$36.82 million, 20% higher than last year's US\$30.61 million due to acquisition of additional investments in bonds made during the year.

The above-mentioned increase in assets was partly offset by the decrease in the following accounts:

- Equity instruments at fair value through other comprehensive income amounted to US\$21.21 million, lower than last year's US\$26.62 million due to the redemption of preferred shares by the issuing company, offset by the acquisition of additional investments in equities made during the year.
- Consolidated property and equipment amounted to US\$11.32 million, slightly lower as compared to last year's US\$11.75 million due to continuous depletion and depreciation charges.

Accounts and other payables of US\$0.87 million was higher compared to US\$0.62 million due to outstanding payable from dividend declaration.

Pension liability increased to US\$0.10 million from US\$0.03 million due to pension expense recognized during the year. In 2022, the Company made contributions to the retirement fund asset.

Reserve for changes in value of equity instruments at fair value through other comprehensive income account had further negative reserve of US\$5.39 million due to changes in market value of investments in listed preferred shares, adjusted by closing foreign exchange rate at the end of the reporting period.

2022

The Company's consolidated assets at the end of 2022, which amounted to US\$88.31 million, is 7% lower than last year's US\$94.79 million due to the following movements:

- Equity instruments at fair value through other comprehensive income amounted to US\$26.62 million, lower than last year's US\$31.94 million attributable to the changes in the market value of investments and foreign currency rates.

- Debt instruments at amortized cost totaled US\$30.61 million at the end of 2022, lower than last year's US\$31.15 million due to revaluation of these peso denominated bonds at closing rate at the year ended, partially offset by additional acquisitions of investments in bonds made during the year.
- Consolidated property and equipment for the year 2022 amounted to US\$11.75 million, lower as compared to last year's US\$12.18 million mainly due to depletion and depreciation expenses.

The above-mentioned reductions in assets were partly offset by the increase in the following:

- Cash and cash equivalents slightly increased to US\$16.37 million at the end of 2022 compared from US\$16.00 million in 2021 due to receipts from petroleum operations and investments income, offset by acquisition of bonds and contributions made to the retirement fund asset.
- Crude oil inventory of US\$0.91 million increased from US\$0.31 million in 2021. This represents the share in the crude oil already produced and in storage but has yet to be delivered to the customers. The increase was due to higher crude oil volume in tank and storage and average crude oil prices of US\$87 per barrel in 2022 against US\$73 per barrel in 2021.

Accounts and other payables at the end of the year amounted to US\$0.62 million, higher than last year's US\$0.56 million mainly due to outstanding payable from dividend declaration.

Pension liability decreased to US\$0.03 million from US\$0.64 million due to contributions made to the retirement fund asset.

Reserve for changes in value of equity instruments at fair value through other comprehensive income account decreased by US\$4.84 million due to the decrease in market value of investments in preferred shares, adjusted by closing foreign exchange rate at the year ended.

2021

The Company's consolidated assets at the end of 2021, which amounted to US\$94.79 million, is 2% lower than last year's US\$96.45 million due to the following movements:

- Equity instruments at fair value through other comprehensive income amounted to US\$31.94 million, lower than last year's US\$36.99 million attributable to the redemption of investments in preferred shares, adjusted by changes in the market value of investments and foreign currency rates.
- Consolidated property and equipment for the year 2021 amounted to US\$12.18 million, lower as compared to last year's US\$12.65 million mainly due to depletion and depreciation expenses.

The reductions in assets were partly offset by the increase in the following:

- Cash and cash equivalents increased to US\$16.00 million at the end of 2021 compared from US\$15.30 million in 2020 due to reclassification from short-term investments to cash and cash equivalents, partially offset by acquisition of bonds.
- Crude oil inventory of US\$0.31 million increased from US\$0.25 million in 2020 due to higher price and crude oil volume in tank and storage.
- Debt instruments at amortized cost totaled US\$31.15 million at the end of 2021, higher than in 2020 of US\$28.00 million due to additional investments in bonds partially offset by revaluation of these peso denominated bonds at closing rate at the end of the reporting period.
- Other non-current assets increased to US\$1.56 million from US\$0.66 million in 2020. In 2021, OPMC was securing Exploration Permits (EP) for nickel and other associated metals. OPMC has submitted applications to the Mines and Geosciences Bureau (MGB)- Regional Office No. III for five (5) areas in Zambales with a total area of approximately 13,816 hectares. Further, OPMC recognized its interest in the related decommissioning fund amounting to \$0.84 million.

Accounts and other payables at the end of the year amounted to US\$0.56 million, higher than last year's US\$0.44 million mainly due to outstanding payable from dividend declaration.

Pension liability slightly decreased to US\$0.64 million from US\$0.65 million due to revaluation of these peso denominated liabilities at closing rate at the end of the reporting period, offset by recognized pension costs.

Reserve for changes in value of equity instruments at fair value through other comprehensive income account decreased by US\$2.14 million due to market value of listed investments in preferred shares of the Company, adjusted by closing foreign exchange rate at the end of the reporting period.

The causes for material changes of December 31, 2023 figures as compared to December 31, 2022 figures of the following accounts are:

Accounts	December 31, 2023	December 31, 2022	Change	%	Remarks
Financial Position					
Cash and cash equivalents	\$17,186,715	\$16,371,022	\$815,693	5%	Slight increase was due to receipts from petroleum operations and investments income, offset by acquisition of bonds and equities.
Receivables	625,164	391,900	233,264	60%	The increase in this account was mainly due to awaiting collection of income from dividends.

Accounts	December 31, 2023	December 31, 2022	Change	%	Remarks
Equity instrument at fair value through other comprehensive income	21,212,455	26,616,788	(5,404,333)	(20%)	Decrease was due to redemption of preferred shares by the issuing company, offset by the acquisition of additional investments in equities made during the year.
Debt instruments at amortized cost	36,818,345	30,613,863	6,204,482	20%	Increase was due to additional acquisitions of investments in bonds made during the year.
Property and equipment	11,318,748	11,746,022	(427,274)	(4%)	Decrease was mainly due to continuous depletion and depreciation charges.
Accounts and other payables	856,009	617,422	238,587	39%	Increase was mainly due to outstanding payable from dividend declaration.
Pension liability	96,238	32,878	63,360	193%	Increase was due to pension expense recognized during the year. In 2022, the Company made contributions to the retirement fund asset.
Reserve for changes in value of equity instruments at fair value through other comprehensive income	(5,392,197)	(4,567,769)	(824,428)	18%	Further decrease in valuation reserve was due to the changes in market value of investments in preferred shares, adjusted by closing foreign exchange rate at the year ended.
Income Statement					
Revenue from petroleum operations	3,020,421	3,614,375	(593,954)	(16%)	The downswing in crude oil prices mainly led to the decrease in petroleum revenue. Average price per barrel decreased to US\$80.47 in 2023 as compared to US\$95.34 in 2022 for Galoc operations.
Petroleum production costs	1,946,240	1,634,386	311,854	19%	These costs mainly include FPSO charges, field/platform operation costs and management and technical fees of the consortia.
Foreign exchange gain (loss)	375,774	(3,399,246)	3,775,020	111%	This movement was due to revaluation of peso-denominated monetary assets and liabilities driven by movements of the Philippine Peso against U.S. Dollar (exchange rate of PhP55.57 in 2023 from PhP56.12 in 2022 and PhP50.77 in 2021).

Accounts	December 31, 2023	December 31, 2022	Change	%	Remarks
Interest and dividend income	4,153,130	3,749,000	404,130	11%	The increase was mainly due to higher interest rates on peso and dollar placements ranging from 3.40% p.a. to 6.38% p.a. during 2023 as against same period last year of 0.10% p.a. to 5.50% p.a. This comprised of interest received mainly from peso-denominated investments in equity instruments at FVOCI, debt instruments and money market placements.

Key Financial Indicators

	2023	2022	2021
Revenue from Petroleum Operations	\$3,020,421	\$3,614,375	\$3,506,189
Petroleum Production Costs	1,946,240	1,634,386	2,260,895
Interest and Dividend Income	4,153,130	3,749,000	3,683,609
Core income (before FX gain/loss and taxes)	3,914,429	4,513,861	3,583,793
Foreign exchange gain (loss) - net	375,774	(3,399,246)	(1,886,174)
Net income	3,896,582	747,251	1,659,970

The exchange rates used to convert the Group's Philippine Peso-denominated assets and liabilities into US Dollar:

	2023	2022	2021
US dollar-Philippine peso exchange rate	PhP55.567 to US\$1.00	PhP56.120 to US\$1.00	PhP50.774 to US\$1.00
	2023	2022	2021
Current Ratio	29:1	28:1	39:1
Acid Test Ratio	28:1	27:1	38:1
Debt-to-Equity Ratio		Not Applicable	
Asset-to-Equity Ratio	1.04:1	1.03:1	1.04:1
Interest Rate Coverage		Not Applicable	
Return on Equity	4.52%	0.84%	1.79%
Return on Assets	4.37%	0.82%	1.74%
Gross Profit Margin	21.08%	41.31%	16.12%
Net Working Capital Ratio	0.27:1	0.19:1	0.23:1

Figures are based on Audited Financial Statements

The manner in which the Group calculates the above indicators is as follows:

- Current ratios are computed by dividing current assets over current liabilities.
- Acid test ratios are computed by dividing current assets less inventory and prepayments over current liabilities.
- Percentage of debt to equity resulted from dividing total borrowings (short-term & long-term borrowings) over stockholder's equity.
- Percentage of asset to equity resulted from dividing total assets over total stockholder's equity.
- Return on equity percentage pertains to net income over average total stockholder's equity.
- Return on assets percentage is computed by dividing net income over average total assets.
- Gross profit margins are computed by dividing gross income over total revenues.
- Net working capital ratios are derived at by getting the difference of current assets and current liabilities divided by total assets.

- I. The Company has no knowledge of any events that will trigger direct or contingent financial obligation that is material to the Company, including any default or acceleration of an obligation.
- II. There are no material off-balance sheet transactions, arrangements, obligations and other relationships of the company with unconsolidated entities or other persons created during the reporting period.
- III. There are no significant Capital expenditures during the reporting period.
- IV. There are no significant elements of income or loss that did not arise from the Company's continuing operations.
- V. There are no seasonal aspects that had a material effect on the Company's financial condition or results of operation.

Item 7. Consolidated Financial Statements

The Audited Consolidated Financial Statements and Schedules listed in the accompanying Index to Financial Statements and Supplementary Schedules are filed as part of this report.

Item 8. Information on Independent Accountants and Other Related Matter

A. External Audit Fees and Services

Audit and Audit-related Fees

The Company's independent public accountant is the accounting firm of Sycip Gorres Velayo & Co. The current handling partner of SGV & Co. is new for this 2023 reporting period and is expected to be rotated every five (5) years.

The following table sets out the aggregate fees billed to the Company for each of the last three (3) years for professional services rendered by SyCip Gorres Velayo & Co.

	2023	2022	2021
Audit and Audit-related fees			
Fees for services that are normally provided by the external auditor in	US\$10,279 or PhP571,200	US\$9,240 or PhP518,560	US\$ 10,213 or PhP518,560

connection with statutory and regulatory filings or engagements			
---	--	--	--

The audit committee’s approval policies and procedures for the services rendered by the external auditors

The stockholders of the Company elect the external auditor during the Annual Stockholders Meeting. The audit committee ensures that other non-audit work provided by the external auditors is not in conflict with their functions as external auditors and ensures the compliance of the Company with acceptable auditing and accounting standards and regulations.

B. Changes in and Disagreements with Accountants on Accounting and Financial Disclosure

None.

PART III – CONTROL AND COMPENSATION INFORMATION

Item 9. Directors and Executive Officers of the Registrant

As of December 31, 2023, the names and ages of directors and executive officers of the Company are as follows:

Directors

Position	Name	Age	Citizenship
Director, Chairman and Chief Executive Officer	James L. Go	84	Filipino
Director, President and Chief Operating Officer	Robert G. Coyiuto, Jr.	72	Filipino
Director	Lance Y. Gokongwei	57	Filipino
Director	Brian M. Go	50	Filipino
Director and Assistant Corporate Secretary	Perry L. Pe	62	Filipino
Director	James G. Coyiuto	70	Filipino
Director	Benedicto T. Coyiuto	45	Filipino
Director	Josephine V. Barcelon	64	Filipino
Director	Jose Victor Emmanuel A. De Dios	59	Filipino
Independent Director	Jose M. Layug, Jr.	53	Filipino
Independent Director	Emmanuel C. Alcantara	70	Filipino

Executive Officers

Position	Name	Age	Citizenship
SVP - Operations and Administration and Corporate Information Officer (CIO)	Apollo P. Madrid ^a	82	Filipino
Finance Adviser	Aldrich T. Javellana	50	Filipino
Chief Financial Officer and Compliance Officer	Ma. Riana Infante	44	Filipino
Treasurer	Teodora N. Santiago	57	Filipino
Corporate Secretary	Vicente O. Caoile, Jr.	51	Filipino

^aRetired effective February 1, 2024.

The Company's independent directors are Messrs. Jose M. Layug, Jr. and Emmanuel C. Alcantara. They have possessed the qualifications of independent directors as set forth in the SRC Rule 38 – Independent Director, since the time of their initial election.

The Directors of the Company are elected at the annual stockholders' meeting to hold office until the next succeeding annual meeting and until their respective successors have been elected and qualified.

Officers are appointed or elected annually by the Board of Directors at its first meeting following the Annual Meeting of the Stockholders, each to hold office until the corresponding meeting of the Board of Directors in the next year or until successor shall have been elected, appointed or shall have qualified.

The following directors of the Corporation are expected to be nominated by management for re-election / election this year.

The independent directors of the Company are elected according to SRC Rule 38 – *Independent Directors*.

A brief discussion of the directors' and executive officers' business experience and other directorships held in other reporting companies are as follows:

Directors

1. **James L. Go**, 84, is the Chairman and Chief Executive Officer of OPMC. He is also the Chairman of JG Summit Holdings, Inc since May 14, 2018, the Vice Chairman of Robinsons Retail Holdings, Inc., and a Board Advisor of Cebu Air, Inc. since January 1, 2023. He is the Chairman Emeritus of Universal Robina Corporation, Robinsons Land Corporation and JG Summit Olefins Corporation. He is also the President and Trustee of the Gokongwei Brothers Foundation, Inc. He has been a Director of PLDT Inc. (PLDT) since November 3, 2011, and is an Advisor to the Audit Committee and a member of the Technology Strategy and Risk Committees. He was elected a Director of Manila Electric Company (MERALCO) on December 16, 2013, and is a member of the Executive, Finance, Nomination and Governance, Audit, Risk Management, and Related Party Transactions Committees. Mr. James L. Go received his Bachelor of Science Degree and

Master of Science Degree in Chemical Engineering from Massachusetts Institute of Technology, USA.

2. **Robert Coyiuto, Jr., 72**, is the President, Chief Operating Officer and Director of the Company. He is also the Chairman of the Board of Prudential Guarantee & Assurance, Inc. and PGA Sampo Japan Insurance, Inc. and the Sole Importer and Distributor of Audi, Porsche, Lamborghini and Bentley. He holds the positions of Chairman and President of Calaca High Power Corporation and Pacifica 21 Holdings, Inc., Vice Chairman of National Grid Corporation of the Philippines, and First Life Financial Co., Inc., Director of Petrogen Insurance Corporation, and Independent Director of Canon (Philippines) Inc. He is a Nominee of R. Coyiuto Securities, Inc. He has a Bachelor of Science degree in Commerce from the San Beda College.
3. **Lance Y. Gokongwei, 57**, has been a Director of the Company since 1994. He is the President and Chief Executive Officer of JG Summit Holdings, Inc since May 14, 2018. He is also the Chairman of Cebu Air, Inc., Universal Robina Corporation, Robinsons Retail Holdings, Inc., and JG Summit Olefins Corporation. Effective January 8, 2024, he became the Chairman, President, and Chief Executive Officer of Robinsons Land Corporation. He is a Director and a Vice Chairman of the Executive Committee of MERALCO. He is also a Director of RL Commercial REIT, Inc., Altus Property Ventures, Singapore Land Group Limited, Shakey's Asia Pizza Ventures, Inc., AB Capital and Investment Corporation, and Endeavor Acquisition Corporation. He is a Trustee and the Chairman of the Gokongwei Brothers Foundation, Inc. He received a Bachelor of Science degree in Finance and a Bachelor of Science degree in Applied Science from the University of Pennsylvania.
4. **Brian M. Go, 50**, has been elected as a Director of the Company in 2020. He is presently the Chief Finance and Risk Officer of JG Summit Holdings, Inc since July 1, 2021. He is also a Director of JG Digital Equity Ventures, Inc., and a Board Director of Maxicare Healthcare Corporation, Maxicare Life Insurance Inc., and Maxicare Health Services Inc. Brian started his career in New York City with Booz Allen Hamilton in 1996, in the Financial Services practice. He returned to Manila in 1998, working at DTPI (Digitel/Sun Cellular), working in Corporate Planning, and as Managing Director of the Datacom business. He worked in China from 2003 to 2013, serving as Finance Director, then Chief Financial Officer, of Ding Feng Real Estate (DFRE) group of companies. From 2007, he concurrently assumed the General Manager role for URC China, and was later General Manager for URC Malaysia/Singapore. He was also the Vice President for URC's International Trading Operations/Global Exports based in Singapore from 2019 to 2022. Brian graduated from Harvard College in 1996. He completed an Executive MBA with Kellogg-HKUST in 2007, and is a CFA charter holder.
5. **Perry L. Pe, 62**, has been the Assistant Corporate Secretary of the Company since 1994. He has been a Director since 1995. He is also a Senior Partner of Romulo, Mabanta, Buenaventura, Sayoc, and Delos Angeles Law Office; Director of Ace Saatchi Saatchi, AG & P Philippines, Inc., Island Quarry and Aggregate Corporation, Apo Land and Quarry Corporation. Honorary Consul General of Denmark to the Philippines.
6. **James G. Coyiuto, 70**, was elected as Director of the Company since 2005. He is also the Director of Prudential Guarantee and Assurance, Inc., Guarantee Development Corporation and PGA, Sampo Japan Insurance Inc.
7. **Benedicto T. Coyiuto, 45**, was elected Director of the Company during the last Annual Stockholders' Meeting held on June 27, 2013. He is the President of PGA Cars, Inc. and Director of PGA Sampo Japan Insurance, Inc. He is the son of Mr. Robert Coyiuto, Jr.

8. **Josephine V. Barcelon**, 64, was elected Director during the meeting of June 25, 2014. She is the President / Nominee of J.M. Barcelon & Co., Inc., Stockbroker, Trading Participant: Philippine Stock Exchange and CEO of the Barcelon Group of Companies.
9. **Jose Victor Emmanuel A. De Dios**, 59, has been elected as a Director of the Company in 2020. He is currently the President, CEO and a Member of the Board of Manila Water Company, Inc. He also serves as the Chairman of Boracay Island Water Company, Inc., Clark Water Company, Inc., and Manila Water Total Solutions Corp. He is also the President of the Manila Water Foundation, Inc., Vice-President of Laguna AAWater Corporation, and Director of Manila Water Asia Pacific Pte. Ltd. He was also elected as a Trustee of the Philippine Disaster Resilience Foundation, Inc. and sits on the board of Phoenix Petroleum Philippines, Inc. Prior to joining Manila Water, he was Chief Executive Officer of Prime BMD Corporation. He previously served as Undersecretary at the Philippine Department of Energy, Chairman of the Philippine National Oil Company-Exploration Corp, CEO/Managing Director of Nido Petroleum Ltd and, Chairman and CEO of GE Philippines. He graduated from the Ateneo School of Law and obtained his Master of Laws degree from Harvard Law School.
10. **Jose M. Layug, Jr.**, 53, was elected as Director of the Company on June 24, 2022. He is a Senior Partner of DivinaLaw Offices and a Director of the Philippine Energy Research & Policy Institute. He previously served as Dean of the University of Makati School of Law and also taught Philippine Project Development and Finance, Property, Administrative Law and Sales to law students since 2002 at the UP College of Law and the University of Makati School of Law. He served as Chairman of the National Renewable Energy Board from 2016-2018. He was also the Undersecretary of the DOE from 2010-2012 and handled various units of the DOE, including the Renewable Energy Management Bureau, Energy Resources Development Bureau, Energy Utilization Management Bureau and Oil Industry Management Bureau. Prior to his DOE position, he was a Senior Counsel for the Negotiations and Legal Department of the Australian Strategic Business Unit of Chevron Corporation and served as the Malampaya Legal Manager of Chevron Malampaya LLC located in Manila, Philippines from 2007-2010. Before joining Chevron, he acted as international legal consultant of the Asian Development Bank and was a Senior Associate at SyCip Salazar Hernandez & Gatmaitan from 1996-2006. From 2000-2002, he worked as a Foreign Lawyer at Sullivan & Cromwell in New York, USA. He obtained his Bachelor of Science in Business Economics with cum laude honours in 1992 and his Bachelor of Laws (1996) from the University of the Philippines. He finished his Master of Laws degree with honours in 2000 (fall semester) from Cornell Law School in New York, USA. He is licensed to practice law both in the Philippines (since 1997) and in New York (since 2000) having passed both Philippine and New York State bar examinations. He is a member of the International Bar Association, Integrated Bar of the Philippines, the Association of the Bar of the City of New York and the Cornell Law School Young Alumni Committee.
11. **Emmanuel C. Alcantara**, 70, was elected as Director of the Company on June 24, 2022. He is the former Head of the Tax Services group/General Counsel of Sycip Gorres Velayo & Co. (SGV & Co.), where he has been a Principal for 24 years. His expertise lies in general tax advisory, cross-border transactions, transfer pricing, corporate organization and reorganization, individual and corporate tax planning, and tax advocacy works. He has been with SGV & Co. for 33 years. He was a former market circle leader. In 2011, he was named as one of the world's leading tax professional in the newly published Guide to the World's Leading Tax Advisors and, in 2012 he was named by the Legal Media Group Inc. as one of the leading lawyers in Asia Pacific in the field of taxation. After retiring from SGV & Co. in 2014, he set up his own law office, Emmanuel C Alcantara & Associates Law Offices, specializing in tax and corporate works. He graduated with a Bachelor of Science degree in Business Administration, Major in Accounting from the University of the

East in 1974, and accomplished his Bachelor of Laws degree from the San Beda College in 1979. He also completed the Management Development Program of the Asian Institute of Management in 1989. In 2008, he participated in the EY Executive Program at the Kellogg School of Management in Northwestern University.

Executive Officers

1. **Apollo P. Madrid**, 82, has been the Senior Vice President - Operations and Administration of the Company since 1990.
2. **Aldrich T. Javellana**, 50, was appointed Finance Adviser of the Company in February 16, 2016. He is the Senior Vice President and Treasurer of JG Summit Holdings, Inc. He was appointed Senior Vice President of JGSHI on October 2, 2017 and has been Vice President-Treasurer of JGSHI since January 2, 2012. Prior to joining JGSHI in 2003, he worked in Corporate Finance with CLSA Exchange Capital. He graduated from De La Salle University with a degree in BS Accountancy and is a Certified Public Accountant.
3. **Ma. Riana C. Infante**, 44, was appointed Chief Financial Officer and Compliance Officer of the Company effective February 16, 2016. She joined OPMC in 2004 as an Accounting Manager. She is a Certified Public Accountant.
4. **Teodora N. Santiago**, 57, was appointed Treasurer of the Company effective September 20, 2019. She is also currently a Finance Manager under Corporate Finance of JG Summit Holdings Inc. Prior to joining JGSHI in 2005, she worked as Treasury Manager in Astoria Group and Treasury and Administration Manager in Del Monte Fresh Produce Phils., Inc. She graduated from University of Santo Tomas with a degree in BS Accountancy.
5. **Vicente O. Caoile, Jr.**, 51, was appointed as the Corporate Secretary of the Company effective October 1, 2018. He is the Managing Partner of Adarlo Caoile & Associates Law Offices (ACALaw). He is also the Corporate Secretary of PGA Cars, Inc., PGA Automobile, Inc., Autoextreme Performance, Inc., and Automaxx Resources, Inc. He holds a Juris Doctor, second honors, from Ateneo de Manila University and Bachelor of Science in Commerce, Major in Legal Management from De La Salle University Manila.

Significant Employees

There are no persons who are not executive officers of the Corporation who are expected by the Corporation to make significant contribution to the business.

Involvement in Certain Legal Proceedings of Directors and Executive Officers

None of the directors and officers has been involved in any bankruptcy proceeding in the past five (5) years nor have they been convicted by final judgment in any criminal proceeding, or been subject to any order, judgment or decree of competent jurisdiction, permanently or temporarily enjoining, barring, suspending or otherwise limited their involvement in any type of business, securities, commodities or banking activities, nor found in action by any court of administrative bodies to have violated a securities or commodities law.

Family Relationships

1. Mr. James L. Go is the uncle of Mr. Lance Y. Gokongwei.
2. Mr. Brian M. Go is the son of Mr. James L. Go and cousin of Mr. Lance Y. Gokongwei.
3. Mr. Benedicto T. Coyiuto is the son of Mr. Robert G. Coyiuto, Jr.
4. Mr. Robert G. Coyiuto, Jr. is the brother of Mr. James G. Coyiuto.

Item 10. Executive Compensation

The aggregate compensation given to officers and directors of the Company for the last 2 years and projected for the ensuing year (2024) are as follows:

	PROJECTED (2024)				ACTUAL	
	Salary	Bonus	Directors' Fee	Total	2023	2022
CEO and Four (4) most highly compensated executive officers	\$302,636	\$-	\$6,405	\$309,041	\$292,035	\$282,807
All other officers and directors as a group unnamed	344,357	-	35,229	379,586	360,454	347,545

In 2023 and 2022, the following constitute the Company's CEO and four most highly compensated executive officers:

1. Mr. James L. Go is the Chairman and Chief Executive Officer
2. Mr. Robert G. Coyiuto, Jr. is the President and Chief Operating Officer
3. *Mr. Apollo P. Madrid is the Senior Vice President, Operations and Administration, and Chief Information Officer.
4. Mr. Aldrich T. Javellana is the Finance Adviser
5. Ms. Ma. Riana C. Infante is the Chief Financial Officer and Compliance Officer

*Retired effective February 1, 2024.

For 2024 projected figures, the following constitute the Company's CEO and four most highly compensated executive officers:

1. Mr. James L. Go is the Chairman and Chief Executive Officer
2. Mr. Robert G. Coyiuto, Jr. is the President and Chief Operating Officer
3. Mr. Aldrich T. Javellana is the Finance Adviser
4. Ms. Ma. Riana C. Infante is the Chief Financial Officer and Compliance Officer
5. Mr. Roy Ronald C. Luis is Director for Operations and Business Development

Standard Arrangements

Other than payment of reasonable per diem, there are no standard arrangements pursuant to which directors of the Company are compensated, or are to be compensated, directly or indirectly, for any services provided as a director for the last completed year and ensuing year.

Other Arrangements

There are no other arrangements pursuant to which directors of the Company are compensated, or are to be compensated, directly or indirectly, for any services provided as a director for the last completed year and ensuing year.

Terms and Conditions of any Employment Contract or any Compensatory Plan or Arrangement between the Company and the Executive Officers

None.

Outstanding Warrants or Opinions Held by the Company's CEO, the Executive Officer and Directors

None.

Item 11. Security Ownership of Certain Record and Beneficial Owners and Management

As of December 31, 2023, the Company is not aware of anyone who beneficially owns in excess of 5% of the Company's common stock except as set forth in the table below.

1. Security Ownership of Certain Record and Beneficial Owners

Class	Name and Address Record/ Beneficial Owner	Amount and Nature of Ownership (Record and/or beneficial ownership)	Citizenship	% to Total	
Common	PCD Nominee Corporation ^a Old Makati Stock Exchange Bldg. Ayala Avenue, Makati City	<u>94,066,089,509</u>	Record	Filipino	<u>47.03%</u>
Common	JG Summit Capital Services Corp ^b 43rd Floor, Robinsons-PCI Bank, ADB Ave., corner Poveda Rd. Ortigas Center Pasig City	<u>37,051,952,896</u>	Record	Filipino	<u>18.53%</u>
Common	R. Coyiuto Securities, Inc. ^c 5th Flr., Corinthian Plaza Paseo de Roxas, Makati City	<u>21,612,300,006</u>	Record	Filipino	<u>10.81%</u>
Common	Prudential Guarantee & Assurance Inc. ^d 119C Palanca St. Legaspi Village, Makati City	<u>12,892,285,272</u>	Record	Filipino	<u>6.45%</u>

Notes:

- PCD Nominee Corporation, a wholly owned subsidiary of Philippine Central Depository, Inc. ("PCDI"), is the registered owner of the shares in the books of the Company's transfer agents in the Philippines. The beneficial owners of such shares are PCDI's participants, who hold the shares on their behalf, and their clients. PCDI is a private company organized by the major institutions actively participating in the Philippine capital markets to implement an automated book-entry system of handling securities transactions in the Philippines.
- JG Summit Capital Services Corp (formerly Consolidated Robina Capital Corporation) is a 100% subsidiary of JG Summit Holdings, Inc. OPMC and JGSHI share the following common directors: Mr. James L. Go and Mr. Lance Gokongwei.
 - Any one of the following directors of the Company is authorized to vote: Messrs., James Go, Lance Gokongwei.
 - Indirect ownership of Mr. James Go is 2 shares and Mr. Lance Gokongwei is 3 shares.
- R. Coyiuto Securities, Inc. is majority-owned by Mrs. Rosie Coyiuto, wife of Mr. Robert Coyiuto, Jr. Mr. Coyiuto is the President and COO of OPMC.
 - Any one of the following is authorized to vote: Ms. Rosie Coyiuto, Messrs. Samuel Coyiuto, and James Coyiuto.

- There are no participants in the above corporation who hold more than 5% of OPMC's outstanding capital stock.
- d. Prudential Guarantee & Assurance, Inc. is majority-owned by Coyiuto Brothers.
- Mr. Robert Coyiuto, Jr. is authorized to vote.

2. Security Ownership of Management as of December 31, 2023

Class	Name of Beneficial Owner	Position	Amount and Nature of Beneficial Ownership (Direct)			% to Total	Citizenship
			Class A	Class B	Total		
A. Named Executive Officers [1]							
Common	James L. Go*	Chairman and CEO	2,511,000,001	-	2,511,000,001	1.2555%	Filipino
Common	Robert G. Coyiuto, Jr.*	Director, President and COO	423,977,301	141,687,685	565,664,986	0.2828%	Filipino
Common	Apollo P. Madrid*	SVP - Operations and Administration and CIO	1,711,971	100,795	1,812,766	0.0009%	Filipino
		<i>Sub-total</i>	2,936,689,273	141,788,480	3,078,477,753	1.5392%	
B. Other Directors and Executive Officers							
Common	Lance Y. Gokongwei	Director	17,835	-	17,835	**	Filipino
Common	Brian M. Go	Director	1	-	1	**	Filipino
Common	Perry L. Pe	Director and Asst. Corporate Secretary	513,621	-	513,621	0.0003%	Filipino
Common	James G. Coyiuto	Director	1	-	1	**	Filipino
Common	Benedicto T. Coyiuto	Director	10,000	-	10,000	**	Filipino
Common	Jose Victor Emmanuel A. De Dios	Director	1	-	1	**	Filipino
Common	Josephine V. Barcelon	Director	100,000	-	100,000	0.0001%	Filipino
Common	Jose M. Layug, Jr.	Director	1	-	1	**	Filipino
Common	Emmanuel C. Alcantara	Director	1	-	1	**	Filipino
		<i>Sub-total</i>	641,461	-	641,461	0.0004%	
Total			2,937,330,734	141,788,480	3,079,119,214	1.5396%	

[1] Chief Executive Officer and two (2) among the four (4) most highly compensated executive officers as of December 31, 2023.

*Company's executive officers

**less than 0.0001%

The other Executive Officers of the Company have no beneficial ownership over any shares of the Company as of December 31, 2023, namely:

1. Aldrich T. Javellana - Finance Advisor
2. Ma. Riana C. Infante - Chief Financial Officer and Compliance Officer
3. Teodora N. Santiago - Treasurer
4. Vicente O. Caoile, Jr. - Corporate Secretary

3. Voting Trust holders of 5% or More

As of December 31, 2023, there are no persons holding more than 5% or a class under a voting trust or similar agreement.

4. Changes in Control

There has been no change in the control of the registrant since the beginning of its calendar year.

Item 12. Certain Relationships and Related Transactions

A. Directors Disclosures on Self-Dealing and Related Party Transactions

There had been no material transactions during the last two years, nor is any material transaction presently proposed, to which the Company was or is to be a party, in which any director or executive officer of the Company or owner of more than 10% of the Company's voting securities, any relative or spouse of any such director or officer who shares the home of such director or executive officer or owner or more than 10% of the Company's voting securities, is involved.

No transaction, without proper disclosure, was undertaken by the Company in which any director or executive officer was involved or had a direct or indirect material interest. None of the Company's Directors have entered into self-dealing and related party transactions with or involving the Corporation in 2023.

Directors, officers and employees of the Corporation are required to promptly disclose any business or family-related transactions with the Corporation to ensure that potential conflicts of interest are surfaced and brought to the attention of management.

B. Related Party Transactions with Subsidiaries and Affiliates

Parties are related if one party has the ability, directly or indirectly, to control the other party or exercise significant influence over the other party in making financial and operating decisions; and the parties are subject to common control or common significant influence. Related parties may be individuals or corporate entities.

Affiliates are related entities of the companies by virtue of common ownership and representation to management where significant influence is apparent.

The Company in the regular conduct of its business has entered into transactions with affiliates and other related parties principally consisting of leases, insurances and regular banking transactions. Under the policy of the Company and its subsidiaries, these transactions are made substantially on the same terms as with other individuals and businesses of comparable risks. The Company has not entered into any business transactions with any of its former senior management that will result to a more or less favorable terms that will have a material effect on the Company's financial position or financial performance.

At the end of 2023, the Company had Cash and Cash Equivalents maintained at various banks including an affiliated bank, a subsidiary of a stockholder. The Company likewise, entered into a lease agreement with an affiliate covering the office space it occupies, which is renewable annually.

See Note 19 (Disclosure on Related Party Transactions) of the Notes to Consolidated Financial Statements filed as part of this report.

PART IV. CORPORATE GOVERNANCE

Item 13. Corporate Governance

The Company upholds its commitment to doing business in accordance with good corporate governance and the highest ethical standards of always acting in good faith and in the best interest of all stakeholders. This is to assure the shareholders that the Company

conducts its business with the highest level of integrity, transparency and accountability. This is embodied in its Articles of Incorporation, By-Laws, Revised Corporate Governance Manual and Code of Business Conduct.

The Company complies with corporate governance standards enshrined in the Securities and Exchange Commission's ("SEC") Code of Corporate Governance for Publicly-Listed Companies, among other SEC regulations and applicable laws. It likewise continuously seeks to improve and strengthen its corporate governance practices through policy engineering and implementation. Moreover, the Company consistently strives to raise its financial reporting standards by adopting and implementing prescribed Philippine Financial Reporting Standards (PFRSs).

To know more about the Company's corporate governance and compliance programs and initiatives, please refer to the Corporate Governance Section in the annexed Sustainability Report.

Item 14. Sustainability Report

Oriental Petroleum and Minerals Corporation has prepared its Sustainability Report covering the period January 1, 2023 to December 31, 2023. Please refer to the attached Sustainability Report.

PART V. EXHIBITS AND SCHEDULES

Item 15. Exhibits and Reports on SEC Form 17-C

(a) Exhibits

None.

(b) Reports on SEC Form 17-C

The following is a list of disclosures filed by Oriental Petroleum and Minerals Corporation under SEC Form 17-C during 2023:

Date of Report	Item Reported / Description
June 28, 2023	Declaration of Cash Dividend
June 28, 2023	Results of Annual Stockholders' Meeting
June 28, 2023	Results of Organizational Meeting of Board of Directors

SIGNATURES


Pursuant to the requirements of Section 17 of the Code and Section 141 of the Corporation Code, the registrant has duly caused this report to be signed on its behalf by the undersigned, thereunto duly authorized, in the City of CITY OF SAN JUAN on the APR 11 2024 2024.

ORIENTAL PETROLEUM AND MINERALS CORPORATION
 Issuer


By:




James L. Go
 Chairman and Chief Executive Officer
 Date signed: April 8, 2024



Robert Coyiuto, Jr.
 President and Chief Operating Officer
 Date signed: April 8, 2024



Ma. Riana C. Infante
 Chief Financial, Compliance and
 Investors' Relation Officer
 Date signed: April 8, 2024




Vicente O. Caoile, Jr.
 Corporate Secretary and
 Corporate Information Officer
 Date signed: April 8, 2024

Subscribed and sworn to before this APR 11 day of 2024 2024, affiants executed to me their CTC / government issued identification cards as follows:

Names	Passport No.	Date of Issue
James L. Go	P2019464B	June 20, 2019
Robert Coyiuto, Jr.	P7236639A	May 19, 2018
Ma. Riana C. Infante	P0139536C	May 18, 2022
Vicente O. Caoile, Jr.	P2148769B	May 14, 2019

Notary Public

Doc. No. 178
 Page No. 37
 Book No. 1
 Series of 2024.


ATTY. MICHAELLA G. RAMIREZ
 NOTARY PUBLIC FOR SAN JUAN CITY, METRO MANILA
 Appointment No. 002 (2023-2024)
 Roll of Attorney No. 87067
 IBP No. 343386; 05/10/2023; Bulacan
 PTR No. 1703965; 05/11/2023; San Juan City
 Admitted to the Bar on May 2, 2023
 Suite 2501 Atlanta Centre, 31 Annapolis St. Greenhills, San Juan City

**ORIENTAL PETROLEUM AND MINERALS CORPORATION AND SUBSIDIARIES
INDEX TO CONSOLIDATED FINANCIAL STATEMENTS AND
SUPPLEMENTARY SCHEDULES**

	Page No.
CONSOLIDATED FINANCIAL STATEMENTS	
Statement of Management's Responsibility for Financial Statements	27
Cover Sheet for Audited Financial Statements	28
Independent Auditor's Report	29-32
Consolidated Statements of Financial Position as of December 31, 2022 and 2021	33
Consolidated Statements of Income for the Years Ended	
December 31, 2022, 2021, and 2020	34
Consolidated Statements of Comprehensive Income for the Years Ended	
December 31, 2022, 2021, and 2020	35
Consolidated Statements of Changes in Stockholders' Equity	
December 31, 2022, 2021, and 2020	36
Consolidated Statements of Cash Flows for the Years Ended	
December 31, 2022, 2021, and 2020	37
Notes to Consolidated Financial Statements	38-83
SUPPLEMENTARY SCHEDULES	
Independent Auditor's Report on Supplementary Schedules	84
Independent Auditor's Report on Components of Financial Soundness Indicators	85
Index to the Supplementary Schedules Required by Annex 68-J	86
A. Financial Assets in Equity Securities	87
B. Amounts Receivable from Directors, Officers, Employees, Related Parties and Principal Stockholders (Other than Related Parties)	87
C. Amounts Receivable from Related Parties which are Eliminated During the Consolidation of Financial Statements	87
D. Long-term Debt	87
E. Indebtedness to Related Parties (Long term Loans from Related Companies)	87
F. Guarantees of Securities of Other Issuers	87
G. Capital Stock	88
Annex 68-D. Reconciliation of Retained Earnings Available for Dividend Declaration	89-90
Annex 68-E. Financial Soundness Indicator	91
Map of the Relationships of the Companies	92

COVER SHEET

for
AUDITED FINANCIAL STATEMENTS

4	0	0	5	8					
---	---	---	---	---	--	--	--	--	--

COMPANY NAME

O	R	I	E	N	T	A	L	P	E	T	R	O	L	E	U	M	A	N	D						
M	I	N	E	R	A	L	S	C	O	R	P	O	R	A	T	I	O	N	A	N	D				
S	U	B	S	I	D	I	A	R	I	E	S														

PRINCIPAL OFFICE (No. / Street / Barangay / City / Town / Province)

3	4	t	h	F	l	o	o	r	,	R	o	b	i	n	s	o	n	s	E	q	u	i	t	a	b	l		
e	T	o	w	e	r	,		A	D	B		A	v	e	n	u	e	,	c	o	r	n	e	r		P	o	
v	e	d	a		S	t	r	e	e	t	,		O	r	t	i	g	a	s	C	e	n	t	e	r	,		P
a	s	i	g		C	i	t	y																				

Form Type
A A F S

Department requiring the report
C R M D

Secondary License Type, If Applicable
N / A

COMPANY INFORMATION

Company's Email Address orientalpetroleum@opmc.com.ph	Company's Telephone Number 8633-7631	Mobile Number 09682296260
No. of Stockholders 11,524	Annual Meeting (Month / Day) 5/24	Fiscal Year (Month / Day) 12/31

CONTACT PERSON INFORMATION

The designated contact person **MUST** be an Officer of the Corporation

Name of Contact Person Ma. Riana Caratay-Infante	Email Address Riana.Caratay@urc.com.ph	Telephone Number/s 8633-7631	Mobile Number N/A
--	--	--	-----------------------------

CONTACT PERSON'S ADDRESS

**34th Floor, Robinsons Equitable Tower, ADB Avenue, corner Poveda Street,
Ortigas Center, Pasig City**

NOTE 1 : In case of death, resignation or cessation of office of the officer designated as contact person, such incident shall be reported to the Commission within thirty (30) calendar days from the occurrence thereof with information and complete contact details of the new contact person designated.

2 : All Boxes must be properly and completely filled-up. Failure to do so shall cause the delay in updating the corporation's records with the Commission and/or non-receipt of Notice of Deficiencies. Further, non-receipt of Notice of Deficiencies shall not excuse the corporation from liability for its deficiencies.





SECURITIES AND EXCHANGE COMMISSION

THE SEC HEADQUARTERS 7907 Makati Avenue, Salcedo Village, Bel-Air, Makati City
1209 Trunk Line No:02-5322-7696 Email Us:www.sec.gov.ph/imessagemo@sec.gov.ph



The following document has been received:

Receiving: Jyrod Genova

Receipt Date and Time: April 15, 2024 05:40:15 PM

Company Information

SEC Registration No.: 0000040058

Company Name: ORIENTAL PETROLEUM AND MINERALS CORP.

Industry Classification: C11919

Company Type: Stock Corporation

Document Information

Document ID: OST10415202482201028

Document Type: Financial Statement

Document Code: FS

Period Covered: December 31, 2023

Submission Type: Consolidated

Remarks: None

Acceptance of this document is subject to review of forms and contents



ORIENTAL PETROLEUM AND MINERALS CORPORATION

STATEMENT OF MANAGEMENT'S RESPONSIBILITY FOR CONSOLIDATED FINANCIAL STATEMENTS


The management of **Oriental Petroleum and Minerals Corporation and Subsidiaries** is responsible for the preparation and fair presentation of the consolidated financial statements including the schedules attached therein, for the years ended December 31, 2023, 2022 and 2021, in accordance with the prescribed financial reporting framework indicated therein, and for such internal control as management determines is necessary to enable the preparation of consolidated financial statements that are free from material misstatement, whether due to fraud or error.


In preparing the consolidated financial statements, management is responsible for assessing the Company's ability to continue as a going concern, disclosing as applicable matters related to going concern and using the going concern basis of accounting unless management either intends to liquidate the Company or to cease operations, or has no realistic alternative to do so.

The Board of Directors is responsible for overseeing the Company's financial reporting process.

The Board of Directors reviews and approves the consolidated financial statements, including the schedules attached therein, and submits the same to the stockholders.

SyCip Gorres Velayo & Co., the independent auditor appointed by the stockholders, has audited the consolidated financial statements of the Company in accordance with Philippine Standards on Auditing, and in its reports to the stockholders, has expressed its opinion on the fairness of presentation upon completion of such audit.


James L. Go
Chairman of the Board and
Chief Executive Officer
Date signed: April 8, 2024


Robert Coyiuto, Jr.
President and
Chief Operating Officer
Date signed: April 8, 2024



Ma. Riana C. Infante
Chief Financial,
Compliance and
Investors' Relation Officer
Date signed: April 8, 2024

Signed this APR 11 day of 2024

SUBSCRIBED AND SWORN to before this APR 11 2024 day of 2024 affiants executed to me their respective Passport as follows:

Name	Government ID No.	Date of Issue	Place of Issue
James L. Go	P2019464B	June 20, 2019	DFA NCR Central
Robert Coyiuto, Jr.	P7236639A	May 19, 2018	DFA Manila
Ma. Riana C. Infante	P0139536C	May 18, 2022	DFA Manila

Doc. No. 179
Page No. 37
Book No. L
Series of 2024

Notary Public

ATTY. MICHAELLA G. RAMIREZ
NOTARY PUBLIC FOR SAN JUAN CITY, METRO MANILA
Appointment No. 002 (2023-2024)
Roll of Attorney No. 87067
IBP No. 343386; 05/10/2023; Bulacan
PTR No. 1703965; 05/11/2023; San Juan City
Admitted to the Bar on May 2, 2023
Suite 2501 Atlanta Centre, 31 Annapolis St. Greenhills, San Juan City

INDEPENDENT AUDITOR'S REPORT

The Board of Directors and Stockholders
Oriental Petroleum and Minerals Corporation
34th Floor, Robinsons Equitable Tower
ADB Avenue, Ortigas Center, Pasig City

Report on the Audit of the Financial Statements

Opinion

We have audited the consolidated financial statements of Oriental Petroleum and Minerals Corporation and its subsidiaries (the Group), which comprise the consolidated statements of financial position as at December 31, 2023 and 2022, and the consolidated statements of income, consolidated statements of comprehensive income, consolidated statements of changes in equity and consolidated statements of cash flows for each of the three years in the period ended December 31, 2023, and notes to the consolidated financial statements, including material accounting policy information.

In our opinion, the accompanying consolidated financial statements present fairly, in all material respects, the consolidated financial position of the Group as at December 31, 2023 and 2022, and its consolidated financial performance and its consolidated cash flows for each of the three years in the period ended December 31, 2023 in accordance with Philippine Financial Reporting Standards (PFRSs).

Basis for Opinion

We conducted our audits in accordance with Philippine Standards on Auditing (PSAs). Our responsibilities under those standards are further described in the Auditor's Responsibilities for the Audit of the Consolidated Financial Statements section of our report. We are independent of the Group in accordance with the Code of Ethics for Professional Accountants in the Philippines (Code of Ethics) together with the ethical requirements that are relevant to our audit of the consolidated financial statements in the Philippines, and we have fulfilled our other ethical responsibilities in accordance with these requirements and the Code of Ethics. We believe that the audit evidence we have obtained is sufficient and appropriate to provide a basis for our opinion.

Key Audit Matters

Key audit matters are those matters that, in our professional judgment, were of most significance in our audit of the consolidated financial statements of the current period. These matters were addressed in the context of our audit of the consolidated financial statements as a whole, and in forming our opinion thereon, and we do not provide a separate opinion on these matters. For the matter below, our description of how our audit addressed the matter is provided in that context.

We have fulfilled the responsibilities described in the Auditor's Responsibilities for the Audit of the Consolidated Financial Statements section of our report, including in relation to these matters. Accordingly, our audit included the performance of procedures designed to respond to our assessment of the risks of material misstatement of the consolidated financial statements. The results of our audit procedures, including the procedures performed to address the matters below, provide the basis for our audit opinion on the accompanying consolidated financial statements.



Impairment Testing of Wells, Platforms and Other Facilities

As of December 31, 2023, the carrying value of the Group's wells, platforms and other facilities of Service Contract (SC) 14C2 amounted to \$10.28 million. The Group is significantly affected since SC 14C2 continues to be a non-producing block and its license to operate is nearing expiration. In the event that an impairment indicator is identified, the assessment of the recoverable amount of the wells, platforms and other facilities requires significant judgment and involves estimation and assumptions about future production levels and costs, as well as external inputs such as oil prices and discount rates. Hence, such assessment is a key audit matter in our audit.

The disclosures in relation to wells, platforms and other facilities are included in Notes 5, 8 and 10 to the consolidated financial statements.

Audit response

We involved our internal specialist in evaluating the methodologies and the assumptions used. These assumptions include future production levels and costs as well as external inputs such as oil prices and discount rates. We compared the key assumptions used such as future production levels and oil prices against the estimated reserves report by the respective operator of SC 14C2 and published oil prices, respectively. We compared the future production costs against the work program and budget duly approved by the joint operation and regulatory agency. We tested the parameters used in the determination of the discount rate against market data. We also reviewed the Group's disclosures about those assumptions to which the outcome of the impairment test is most sensitive; specifically those that have the most significant effect on the determination of the recoverable amount of wells, platforms and other facilities.

Other Information

Management is responsible for the other information. The other information comprises the information included in the SEC Form 20-IS (Definitive Information Statement), SEC Form 17-A and Annual Report for the year ended December 31, 2023, but does not include the consolidated financial statements and our auditor's report thereon. The SEC Form 20-IS (Definitive Information Statement), SEC Form 17-A and Annual Report for the year ended December 31, 2023 are expected to be made available to us after the date of this auditor's report.

Our opinion on the consolidated financial statements does not cover the other information and we will not express any form of assurance conclusion thereon.

In connection with our audits of the consolidated financial statements, our responsibility is to read the other information identified above when it becomes available and, in doing so, consider whether the other information is materially inconsistent with the consolidated financial statements or our knowledge obtained in the audits, or otherwise appears to be materially misstated.



Responsibilities of Management and Those Charged with Governance for the Consolidated Financial Statements

Management is responsible for the preparation and fair presentation of the consolidated financial statements in accordance with PFRSs, and for such internal control as management determines is necessary to enable the preparation of consolidated financial statements that are free from material misstatement, whether due to fraud or error.

In preparing the consolidated financial statements, management is responsible for assessing the Group's ability to continue as a going concern, disclosing, as applicable, matters related to going concern and using the going concern basis of accounting unless management either intends to liquidate the Group or to cease operations, or has no realistic alternative but to do so.

Those charged with governance are responsible for overseeing the Group's financial reporting process.

Auditor's Responsibilities for the Audit of the Consolidated Financial Statements

Our objectives are to obtain reasonable assurance about whether the consolidated financial statements as a whole are free from material misstatement, whether due to fraud or error, and to issue an auditor's report that includes our opinion. Reasonable assurance is a high level of assurance, but is not a guarantee that an audit conducted in accordance with PSAs will always detect a material misstatement when it exists. Misstatements can arise from fraud or error and are considered material if, individually or in the aggregate, they could reasonably be expected to influence the economic decisions of users taken on the basis of these consolidated financial statements.

As part of an audit in accordance with PSAs, we exercise professional judgment and maintain professional skepticism throughout the audit. We also:

- Identify and assess the risks of material misstatement of the consolidated financial statements, whether due to fraud or error, design and perform audit procedures responsive to those risks, and obtain audit evidence that is sufficient and appropriate to provide a basis for our opinion. The risk of not detecting a material misstatement resulting from fraud is higher than for one resulting from error, as fraud may involve collusion, forgery, intentional omissions, misrepresentations, or the override of internal control.
- Obtain an understanding of internal control relevant to the audit in order to design audit procedures that are appropriate in the circumstances, but not for the purpose of expressing an opinion on the effectiveness of the Group's internal control.
- Evaluate the appropriateness of accounting policies used and the reasonableness of accounting estimates and related disclosures made by management.
- Conclude on the appropriateness of management's use of the going concern basis of accounting and, based on the audit evidence obtained, whether a material uncertainty exists related to events or conditions that may cast significant doubt on the Group's ability to continue as a going concern. If we conclude that a material uncertainty exists, we are required to draw attention in our auditor's report to the related disclosures in the consolidated financial statements or, if such disclosures are inadequate, to modify our opinion. Our conclusions are based on the audit evidence obtained up to the date of our auditor's report. However, future events or conditions may cause the Group to cease to continue as a going concern.



- Evaluate the overall presentation, structure and content of the consolidated financial statements, including the disclosures, and whether the consolidated financial statements represent the underlying transactions and events in a manner that achieves fair presentation.
- Obtain sufficient appropriate audit evidence regarding the financial information of the entities or business activities within the Group to express an opinion on the consolidated financial statements. We are responsible for the direction, supervision and performance of the audit. We remain solely responsible for our audit opinion.

We communicate with those charged with governance regarding, among other matters, the planned scope and timing of the audit and significant audit findings, including any significant deficiencies in internal control that we identify during our audit.

We also provide those charged with governance with a statement that we have complied with relevant ethical requirements regarding independence, and to communicate with them all relationships and other matters that may reasonably be thought to bear on our independence, and where applicable, related safeguards.

From the matters communicated with those charged with governance, we determine those matters that were of most significance in the audit of the consolidated financial statements of the current period and are therefore the key audit matters. We describe these matters in our auditor's report unless law or regulation precludes public disclosure about the matter or when, in extremely rare circumstances, we determine that a matter should not be communicated in our report because the adverse consequences of doing so would reasonably be expected to outweigh the public interest benefits of such communication.

The engagement partner on the audit resulting in this independent auditor's report is Jennifer D. Ticlao.

SYCIP GORRES VELAYO & CO.



Jennifer D. Ticlao

Partner

CPA Certificate No. 109616

Tax Identification No. 245-571-753

BOA/PRC Reg. No. 0001, August 25, 2021, valid until April 15, 2024

BIR Accreditation No. 08-001998-110-2023, September 12, 2023, valid until September 11, 2026

PTR No. 10082023, January 6, 2024, Makati City

April 8, 2024



**ORIENTAL PETROLEUM AND MINERALS CORPORATION
AND SUBSIDIARIES**

**CONSOLIDATED STATEMENTS OF FINANCIAL POSITION
(In U.S. Dollars)**

	December 31	
	2023	2022
ASSETS		
Current Assets		
Cash and cash equivalents (Note 6)	\$17,186,715	\$16,371,022
Current portion of investment in debt securities (Notes 9 and 20)	6,028,758	–
Receivables (Notes 7 and 20)	625,164	391,900
Crude oil inventory (Note 8)	975,698	911,818
Other current assets	28,153	28,730
Total Current Assets	24,844,488	17,703,470
Noncurrent Assets		
Debt instruments at amortized cost, net of current portion (Notes 9 and 20)	30,789,587	30,613,863
Equity instruments at fair value through other comprehensive income (FVOCI) (Notes 9 and 20)	21,212,455	26,616,788
Property and equipment (Notes 8 and 10)	11,318,748	11,746,022
Other noncurrent assets (Note 11)	1,664,305	1,630,174
Total Noncurrent Assets	64,985,095	70,606,847
	\$89,829,583	\$88,310,317
LIABILITIES AND EQUITY		
Current Liability		
Accounts and other payables (Notes 12 and 20)	\$856,009	\$617,422
Income tax payable	9,442	6,364
Total Current Liabilities	865,451	623,786
Noncurrent Liabilities		
Provision for plug and abandonment (Note 12)	1,085,812	1,016,464
Net pension liability (Note 16)	96,238	32,878
Deferred tax liabilities - net (Note 17)	997,139	1,110,392
Total Noncurrent Liabilities	2,179,189	2,159,734
Total Liabilities	3,044,640	2,783,520
Equity		
Capital stock (Note 13)	82,268,978	82,268,978
Subscriptions receivable (Note 13)	(277,710)	(277,710)
Capital in excess of par value (Note 13)	3,650,477	3,650,477
Retained earnings	5,675,865	3,573,359
Reserve for changes in value of equity instruments at fair value through other comprehensive income (Note 9)	(5,392,197)	(4,567,769)
Remeasurement gains on pension liability - net (Note 16)	149,291	168,232
Cumulative translation adjustment	710,239	711,230
Total Equity	86,784,943	85,526,797
	\$89,829,583	\$88,310,317

See accompanying Notes to Consolidated Financial Statements.



**ORIENTAL PETROLEUM AND MINERALS CORPORATION
AND SUBSIDIARIES**

CONSOLIDATED STATEMENTS OF INCOME
(In U.S. Dollars)

	Years Ended December 31		
	2023	2022	2021
REVENUE FROM PETROLEUM OPERATIONS			
(Note 8)	\$3,020,421	\$3,614,375	\$3,506,189
COST OF PETROLEUM OPERATIONS			
Petroleum production costs (Notes 8 and 12)	1,946,240	1,634,386	2,260,895
Depletion, depreciation and amortization (Notes 8 and 10)	437,332	486,931	680,063
	2,383,572	2,121,317	2,940,958
GROSS INCOME	636,849	1,493,058	565,231
GENERAL AND ADMINISTRATIVE EXPENSES			
(Note 14)	816,260	692,074	665,114
OTHER INCOME			
Interest income (Notes 6 and 9)	2,643,153	2,013,773	1,791,323
Dividend income (Note 9)	1,509,977	1,735,227	1,892,286
Other income (charges) (Note 15)	(59,290)	(36,123)	67
	4,093,840	3,712,877	3,683,676
INCOME BEFORE INCOME TAX AND FOREIGN EXCHANGE GAIN OR LOSS	3,914,429	4,513,861	3,583,793
Foreign exchange gain (loss) - net	375,774	(3,399,246)	(1,886,174)
INCOME BEFORE INCOME TAX	4,290,203	1,114,615	1,697,619
PROVISION FOR (BENEFIT FROM) INCOME TAX			
(Note 17)			
Current	500,560	401,647	363,293
Deferred	(106,939)	(34,283)	(325,644)
	393,621	367,364	37,649
NET INCOME	\$3,896,582	\$747,251	\$1,659,970
Basic/Diluted Earnings Per Share (Note 18)	\$0.000019	\$0.000004	\$0.000008

See accompanying Notes to Consolidated Financial Statements.



**ORIENTAL PETROLEUM AND MINERALS CORPORATION
AND SUBSIDIARIES**

CONSOLIDATED STATEMENTS OF COMPREHENSIVE INCOME
(In U.S. Dollars)

	Years Ended December 31		
	2023	2022	2021
NET INCOME	\$3,896,582	\$747,251	\$1,659,970
OTHER COMPREHENSIVE INCOME (LOSS)			
<i>Item to be reclassified to profit or loss in subsequent periods</i>			
Changes in cumulative translation adjustment	(991)	10,482	6,274
<i>Items not to be reclassified to profit or loss in subsequent periods:</i>			
Movements in reserve for fluctuation in value of Equity instruments at fair value through other comprehensive income (Note 9)	(824,428)	(4,836,274)	(2,137,817)
Remeasurement gains (losses) on pension liability - net of tax (Note 16)	(18,941)	32,127	37,461
	(844,360)	(4,793,665)	(2,094,082)
TOTAL COMPREHENSIVE INCOME (LOSS)	\$3,052,222	(\$4,046,414)	(\$434,112)

See accompanying Notes to Consolidated Financial Statements.



ORIENTAL PETROLEUM AND MINERALS CORPORATION AND SUBSIDIARIES

CONSOLIDATED STATEMENTS OF CHANGES IN EQUITY

(In U.S. Dollars)

	Capital Stock (Note 13)	Subscriptions Receivable (Note 13)	Capital in Excess of Par Value (Note 13)	Retained Earnings	Reserve for Changes in Value of Equity Instruments at FVOCI (Note 9)	Remeasurement Gains (Losses) on Pension Liability - Net (Note 16)	Cumulative Translation Adjustment	Total
For the Year Ended December 31, 2023								
Balances as at January 1, 2023	\$82,268,978	(\$277,710)	\$3,650,477	\$3,573,359	(\$4,567,769)	\$168,232	\$711,230	\$85,526,797
Net income	–	–	–	3,896,582	–	–	–	3,896,582
Other comprehensive income (loss)	–	–	–	–	(824,428)	(18,941)	(991)	(844,360)
Total comprehensive income (loss)	–	–	–	3,896,582	(824,428)	(18,941)	(991)	3,052,222
Cash dividends (Note 13)	–	–	–	(1,794,076)	–	–	–	(1,794,076)
Balances as at December 31, 2023	\$82,268,978	(\$277,710)	\$3,650,477	\$5,675,865	(\$5,392,197)	\$149,291	\$710,239	\$86,784,943
For the Year Ended December 31, 2022								
Balances as at January 1, 2022	\$82,268,978	(\$277,710)	\$3,650,477	\$4,661,509	\$268,505	\$136,105	\$700,748	\$91,408,612
Net income	–	–	–	747,251	–	–	–	747,251
Other comprehensive income (loss)	–	–	–	–	(4,836,274)	32,127	10,482	(4,793,665)
Total comprehensive income (loss)	–	–	–	747,251	(4,836,274)	32,127	10,482	(4,046,414)
Cash dividends (Note 13)	–	–	–	(1,835,401)	–	–	–	(1,835,401)
Balances as at December 31, 2022	\$82,268,978	(\$277,710)	\$3,650,477	\$3,573,359	(\$4,567,769)	\$168,232	\$711,230	\$85,526,797
For the Year Ended December 31, 2021								
Balances as at January 1, 2021	\$82,268,978	(\$277,710)	\$3,650,477	\$5,058,983	\$2,406,322	\$98,644	\$694,474	\$93,900,168
Net income	–	–	–	1,659,970	–	–	–	1,659,970
Other comprehensive income (loss)	–	–	–	–	(2,137,817)	37,461	6,274	(2,094,082)
Total comprehensive income (loss)	–	–	–	1,659,970	(2,137,817)	37,461	6,274	(434,112)
Cash dividends (Note 13)	–	–	–	(2,057,444)	–	–	–	(2,057,444)
Balances as at December 31, 2021	\$82,268,978	(\$277,710)	\$3,650,477	\$4,661,509	\$268,505	\$136,105	\$700,748	\$91,408,612

See accompanying Notes to Consolidated Financial Statements.



**ORIENTAL PETROLEUM AND MINERALS CORPORATION
AND SUBSIDIARIES**

**CONSOLIDATED STATEMENTS OF CASH FLOWS
(In U.S. Dollars)**

	Years Ended December 31		
	2023	2022	2021
CASH FLOWS FROM OPERATING ACTIVITIES			
Income before income tax	\$4,290,203	\$1,114,615	\$1,697,619
Adjustments for:			
Unrealized foreign exchange losses (gains) - net	(372,888)	3,326,627	1,914,835
Interest income (Notes 6 and 9)	(2,643,153)	(2,013,773)	(1,791,323)
Dividend income (Note 9)	(1,509,977)	(1,735,227)	(1,892,286)
Depletion, depreciation and amortization expenses (Notes 8 and 10)	437,332	486,931	680,063
Pension expense (Note 16)	37,995	53,625	68,630
Accretion of interest expense (Note 15)	59,290	36,123	-
Operating income before working capital changes	298,802	1,268,561	677,538
Changes in operating assets and liabilities:			
Decrease (increase) in:			
Receivables	1,375	1,221,754	(98,031)
Crude oil inventory	(63,880)	(599,724)	(62,227)
Other current assets	577	(19,061)	340
Decommissioning fund asset	(32,924)	-	-
Increase (decrease) in:			
Accounts and other payables	(32)	23,506	(1,916)
Cash flows generated from operations	203,918	1,895,036	515,704
Payment of retirement contribution	-	(562,198)	-
Income tax paid	(488,611)	(401,349)	(357,257)
Net cash flows generated from (used in) operating activities	(284,693)	931,489	158,447
CASH FLOWS FROM INVESTING ACTIVITIES			
Dividends received	1,375,372	1,835,077	1,902,116
Interest received	2,543,121	1,978,515	1,796,856
Proceeds from redemption/sale/maturity of:			
Equity instruments at fair value through other comprehensive income (Note 9)	5,779,750	1,779,867	3,487,055
Debt instruments at amortized cost (Note 9)	-	3,817,814	2,033,863
Short-term investments	-	-	1,034,175
Acquisitions of/additions to:			
Debt instruments at amortized cost (Note 9)	(5,913,342)	(6,455,193)	(6,739,081)
Equity instruments at fair value through other comprehensive income (Note 9)	(1,199,845)	(1,291,240)	(580,200)
Deferred exploration costs (Note 11)	(1,207)	(73,343)	(50,736)
Property and equipment (Notes 8 and 10)	-	(126,024)	(4,269)
Net cash flows provided by investing activities	2,583,849	1,465,473	2,879,779
CASH FLOWS FROM A FINANCING ACTIVITY			
Payment of cash dividends	(1,552,379)	(1,741,674)	(1,942,850)
NET INCREASE IN CASH AND CASH EQUIVALENTS	746,777	655,288	1,095,376
EFFECT OF EXCHANGE RATE CHANGES ON CASH AND CASH EQUIVALENTS	68,916	(285,376)	(393,095)
CASH AND CASH EQUIVALENTS AT BEGINNING OF YEAR	16,371,022	16,001,110	15,298,829
CASH AND CASH EQUIVALENTS AT END OF YEAR (Note 6)	\$17,186,715	\$16,371,022	\$16,001,110

See accompanying Notes to Consolidated Financial Statements.



ORIENTAL PETROLEUM AND MINERALS CORPORATION AND SUBSIDIARIES

NOTES TO CONSOLIDATED FINANCIAL STATEMENTS (In U.S. Dollars)

1. Corporate Information and Status of Operations

Oriental Petroleum and Minerals Corporation (the Parent Company) and its subsidiaries (collectively referred to as “the Group”) were organized under the laws of the Republic of the Philippines to engage in oil exploration and development activities. The Parent Company was incorporated on December 22, 1969.

On March 26, 2018, during the special meeting of its stockholders, the stockholders ratified the amendments of the Second and Fourth Articles of the Articles of Incorporation (AOI) to engage in the business of power generation and exploration, development, utilization and commercialization of renewable energy resources. The amendments to the AOI were approved by the Securities and Exchange Commission (SEC) on July 4, 2018.

The Parent Company’s principal office is located at 34th Floor, Robinsons Equitable Tower, ADB Avenue, Ortigas Center, Pasig City. The Parent Company’s shares are listed in the Philippine Stock Exchange (PSE) on October 14, 1970.

Service Contract (SC) 14

On December 15, 1975, pursuant to Section 7 of the Oil Exploration and Development Act of 1972 (Presidential Decree 87 dated November 21, 1972), the Parent Company, together with other participants (collectively referred to as the Consortium), entered into a service contract with the Philippine Government through the Petroleum Board, now the Department of Energy (DOE) for the exploration, exploitation and development of the contract area in offshore Northwest of Palawan Island, Philippines, which was amended from time to time. This contract area includes the Nido Block, Matinloc Block, West Linapacan Block and Galoc Block where significant hydrocarbon deposits were discovered.

The contract areas (i.e., Blocks A, B, B1, C1, C2 and D) covered by SC 14 are situated offshore Northwest of Palawan Island, Philippines. In 2020, Blocks A, B, B1 and D were already turned over to the DOE upon the oilfields reaching their economic limits and after plug and abandonment of the production well. Crude oil production in the West Linapacan Oilfield in Block C2 was shut-in in 1996 due to a significant decline in crude oil production caused by increasing water intrusion.

The Group continually conducts technical evaluation activities of the said area and submits work program and budget to DOE. Further, the Parent Company participates in the production of Galoc field. Total production from this field is modest but enough to cover operating and overhead expenses of SC 14C1.

The Galoc oilfield located in Block C was declared commercial on June 22, 2009 with effectivity on June 19, 2009.

In December 2010, the DOE extended the term of SC 14 for another 15 years or up to December 17, 2025.



SC 14C1 - Galoc

As at December 31, 2023 and 2022, the total cumulative production of the Galoc oilfield has reached 24.06 million and 23.98 million barrels of oil, respectively, since the start of production in October 2008. Production initially came from two (2) wells, Galoc-3, and Galoc-4 (Phase 1, 2008-2013) then followed by additional two wells Galoc-5 and Galoc-6 (Phase-2, 2014-Present). The Galoc-4 well ceased production due to technical problems and has been shut-in since February 2019.

An attempt was made in late September to early October 2021 to restore production of the Galoc-4 well by Nitrogen Gas (N₂) lifting. However, the attempt was unsuccessful and the well failed to flow oil to the surface. Decision was then made to permanently shut-in the Galoc-4 well.

In September 2022, G3 well also ceased flowing and was permanently shut in ready for plug and abandonment.

As at December 31, 2023 and 2022, the Group holds participating interest of 7.78505% in the Galoc Block.

Galoc Mid-Area

In October 2016, the Galoc Block Consortium approved the drilling of Galoc-7 to test the Mid Galoc Prospect, which is estimated to contain oil resources of 6.2 million to 14.6 million barrels.

On November 8, 2016, the DOE approved the Galoc-7 drilling program, with an estimated budget amounting to US\$31 million. Galoc Production Company (GPC), drilled the Galoc-7 well and a sidetrack, Galoc-7ST, from March to April 2017 using the drillship Deepsea Metro I. The wells encountered 7-12 meters of net sand, which is below the prognosed thickness. In view of this, and in consideration of low fuel prices, the Consortium decided to temporarily suspend all activities related to a possible Phase III development and concentrate its efforts in optimizing oil production at the Galoc Field in order to sustain profitability and prolong the field's economic life.

Change in Galoc Block Operatorship

In mid-2018, there was a new Operator for the Galoc Block. In a Sale Purchase Agreement, Bangchak Corporation Public Co. (Thailand) which holds the 55.88% interest shares of GPC-1 and Nido Petroleum (Galoc) Pty Ltd. in the Galoc Block, sold their share to Tamarind Galoc Pte. Ltd.

Tamarind Galoc Pte. Ltd. is headquartered in Kuala Lumpur, Malaysia. Tamarind initiated several projects which include production optimization, conduct of a more refined well test, renegotiate lease contract with the owners of the FPSO "Rubicon Intrepid", renegotiate terms of the helicopter contract with INAEC, and conduct feasibility studies for the fabrication of a Condensate Recovery Unit to be installed at the FPSO "Rubicon Intrepid".

Notice of Termination of Lease on FPSO

On March 25, 2020, the Rubicon Offshore International (ROI), owner of the Floating Production Storage Offloading (FPSO) tanker, gave a Notice of Termination to GPC 1 and other members of the Consortium. The termination notice covered the period 25 March 2020 to 24 September 2020, or for 6 months.

After receipt of the Notice of Termination, GPC 1 started making plans for the disconnection of the FPSO from the Galoc Oilfield site. However, the FPSO disconnection was not implemented or carried out because a new strategy was developed to continue production operations in the Galoc Oilfield.



i. *Continuation of Production Operations: During Transition Period from August 2020 to January 2021*

Upon the initiative of the GPC 1, an alternative strategy was developed to continue production operations even before the end of the Termination Notice.

GPC 1 brokered the purchase of ROI's FPSO Rubicon Intrepid by its mother company, Tamarind Resources Pte. Ltd., through a separate entity, Upstream Infrastructure Holdings (UIH). The purchase was effective August 1, 2020.

Under the new ownership and management, the storage tanker was renamed "Intrepid Balanghai" from "Rubicon Intrepid". An agreement was also formed with Three60 Energy to provide the operational and management (O&M) services of the FPSO storage tanker. GPC 1 also arranged a new bareboat charter between UIH and the Galoc Joint Venture at minimal rates.

ii. *Continuation of Production Extension Period: February 1, 2021 to September 30, 2022*

To further continue production operations in the Galoc Oilfield beyond the 6-month Transition Period, a new alliance was formed with Three60 Energy, an established international offshore operator. Three60 Energy is an independent specialist service provider with headquarters in Aberdeen, Scotland and has branch offices in Kuala Lumpur, Malaysia and Singapore. It has been engaged to provide the Operations and Management (O&M) of the FPSO for 18 months.

After the extension period, UIH and Tamarind Resources continue to supervise the operations of ROI and Three60 Energy. GPC 1's FPSO Operations Advisor has been mobilized to assure and control the activities and work force of ROI and Three60 Energy.

iii. *Withdrawal of GPC 2 / KUFPEC*

On September 14, 2020, GPC 2/Kuwait Foreign Petroleum Exploration Company (KUFPEC), communicated their withdrawal from SC14C1 - Galoc Block Joint Venture. KUFPEC, before notice of withdrawal, held a working interest of 26.4473% in SC - 14C1, Galoc Block.

As a result of KUFPEC's withdrawal, their working interest was allocated to the remaining partners.

The Parent Company, together with LOGPOCOR, chose not to accept the pro rata interest and remained at a combined 7.78505% working interest.

Similarly, the Operator - GPC 1 elected not to get their allocated interest from KUFPEC and maintained their working interest at 33%. They passed on their allocation to Nido Production Galoc (NPG), a sister company of GPC 1 under Tamarind Resources Pte. Ltd.

The Department of Energy has acknowledged KUFPEC's withdrawal from SC-14C1, Galoc Block.



iv. *Resignation of GPC 1 as Operator*

On December 23, 2020, Galoc Production Company - 1 (GPC1) announced their resignation as Operator of SC-14C1, Galoc Block and assigned their working interest to NPG Pty. Ltd. Nido Production Galoc Co. (NPG), a sister company under Tamarind Resources Pte. Ltd., has assumed the role as the new Operator.

v. *Acquisition of NPG and UIH by Matahio Energy*

On January 5, 2023, Matahio Energy completed its acquisition of NPG and UIH. Matahio Energy holds projects in Southeast Asia and New Zealand. The Sale and Purchase Agreements for both transactions were signed in March 2022.

As at December 31, 2023 and 2022, provision for plug & abandonment costs recognized by the Group amounted to \$1.09 million and \$1.02 million, respectively, with respect to the decommissioning plan for SC 14C1 - Galoc Block (see Note 12).

SC 14C2 - West Linapacan

West Linapacan A (WLA) Field lies at a water depth of 340 meters and was first drilled in 1991. It started production in May 1992 from 3 wells and 4 sidetrack wells. Total production amounted to 8.5 million barrels when the field was shut-in in 1996 due to high water intrusion. The WLA Field produced for 43 months.

Pitkin Petroleum Plc. had a 58.29% interest in this SC pursuant to a farm-in agreement signed in May 2008.

In February 2011, Pitkin farmed-out half of the 58.29% interest to Resources Management Associates Pty Ltd. of Australia (RMA). This transfer of interest was approved by the DOE in July 2011. The transfer of operatorship to RMA was approved by the DOE in April 2012. The Farmors continued to be carried free up to commercial first oil production. RMA carried technical studies that will lead to the drilling and re-development of the WLA structure. An independent third-party assessment was also commissioned to determine the range of recoverable reserves from the structure. In March 2015, the farm-in agreement with RMA was terminated and Pitkin returned all of its participating interest to the original parties to the SC.

On January 7, 2020, the Parent Company and other members of the Consortium entered into a Sale and Purchase Agreement (SPA) and Farm-Out Agreement (FOA) with Desert Rose Petroleum Ltd (DRPL).

However, DRPL failed to meet its obligations and the SPA and FOA were deemed rescinded/terminated on July 1, 2021. With the SPA and FAO with DRPL terminated, SC-14C2 West Linapacan Block reverted back to the original joint venture partners with Philodrill Corporation as Operator.

In 2022, the Consortium received proposals from Nido Petroleum Ltd. (Nido) and Matahio Energy to re-develop the field. After considering both proposals, the Consortium agreed that the offer of Nido will be more advantageous. Negotiations are still on-going for Nido to increase its participating interest in West Linapacan. In return, Nido Petroleum will carry free the Farming-out Filipino Partners in the cost of Drilling and the EWT up to declaration of field commerciality.

As at December 31, 2023 and 2022, the Group holds participating interest of 30.288% in West Linapacan.



SC 14A, B&B-1 - Nido, Matinloc & North Matinloc

Production in the Nido and Matinloc fields was terminated permanently on March 13, 2019. Nido started oil production in 1979 while Matinloc was put in place in 1982. The final inception-to-date production figures for the two fields are: 18,917,434 bbls for Nido and 12,582,585 bbls for Matinloc. The North Matinloc Field, which was in production from 1988 to 2017 produced a total of 649,765 bbls. The total production for the three fields is 32,149,784 barrels.

The Libro-1 and Tara South-1 wells was plugged and abandoned in early June 2018. While the seven production wells in Nido, three in Matinloc, and one in North Matinloc were successfully plugged and abandoned in October 2020.

In May 2022, the DOE approved the relinquishment of the blocks and was returned to the government.

SC 6 and 6B Cadlao and Bonita Block

SC 6B Bonita Block is part of the retained area of the original SC 6 granted in 1973. The 10-year exploration period and the subsequent 25-year production period initially expired last February 2009 and extended for another 15 years by DOE in 2009 (see Note 11).

The DOE approved last 19 December 2022 the:

- The reassignment of interest to the SC-6B Joint Venture after the exit of Manta Oil Co. (MOCL) from SC-6B.
- The Deed of Assignment (DOA) of participating interest in SC-6B and transfer of Operatorship from Philodril Corporation to Nido Petroleum Phil Ltd. This is in compliance with the related Farm In Agreement (FIA).
- The new participating interest of the Group after the withdrawal of MOCL and transfer of operatorship to Nido Petroleum decreased to 4.9092%, which was previously 16.364%.

On December 7, 2023, the Department of Energy (DOE) has released the Department Circular (DC) No. DC2023-12-0033 “Guidelines on the Awarding of Petroleum Service Contracts for Development and Production”, whereas this circular emphasizes that an operator may apply for a Development and Production Petroleum Service Contracts through direct negotiation with DOE, provided, that the application be made prior to the expiration of the remaining production term. The SC 6B production term reached its 50-year contract limit and expired last February 28, 2024.

The Consortium applied for a Development and Production Service Contract covering the present Cadlao Block. On December 27, 2023, the Consortium submitted the Plan of Development for the Cadlao Field.

Further, in January 2024, the Consortium submitted a Letter of Intent and pertinent financial, technical and legal documents to apply for a development and production petroleum service contract under DC 2023-12-0033.

As of audit report date, the application of the renewal of SC6B is in progress.



Participating Interests

As at December 31, 2023 and 2022, the Parent Company and Linapacan Oil Gas and Power Corporation (LOGPOCOR) have the following participating interests in the various SCs (in percentage):

	2023	2022
SC 14 (Northwest Palawan)		
Block C1 (Galoc)	7.78505	7.78505
Block C2 (West Linapacan)	30.288	30.288
SC 6 (Bonita)	4.9092	4.9092

Among the other operations of the Group, the suspension of the production activities in the West Linapacan Oilfield raises uncertainties as to the profitability of the petroleum operations for the said oilfield. The profitability of petroleum operations related to the said oilfield is dependent upon discoveries of oil in commercial quantities as a result of the success of redevelopment activities thereof.

2. Basis of Preparation, Statement of Compliance and Basis of Consolidation

Basis of Preparation

The consolidated financial statements of the Parent Company and its wholly-owned subsidiaries, namely Linapacan Oil Gas and Power Corporation (LOGPOCOR), Oriental Mahogany Woodworks, Inc. (OMWI) and Oriental Land Corporation (OLC), collectively referred to as the “Group”, which include the share in the assets, liabilities, income and expenses of the joint operations covered by the SCs as discussed in Note 1 to the consolidated financial statements, have been prepared on a historical cost basis, except for equity instruments at fair value through other comprehensive income (FVOCI) that have been measured at fair value and crude oil inventory which is valued at net realizable value (NRV).

The consolidated financial statements are presented in U.S. Dollars, the Parent Company’s functional and presentation currency. All values are rounded to the nearest dollar, except when otherwise indicated.

For consolidation purposes, the financial statements of the Subsidiaries (OMWI and OLC) whose functional currency is Philippine Peso are translated to U.S. Dollars using the prevailing rate as of the reporting date for consolidated statement of financial position accounts and the weighted average rate for the reporting period for the consolidated statement of income and statement of comprehensive income accounts. The exchange differences arising from the translation are recognized in other comprehensive income (OCI), until disposal at which time the cumulative translation adjustment recognized in OCI is included in the consolidated statement of income.

Statement of Compliance

The consolidated financial statements have been prepared in compliance with Philippine Financial Reporting Standards (PFRSs).

Basis of Consolidation

The consolidated financial statements comprise the financial statements of the Parent Company and its subsidiaries as at December 31, 2023 and 2022 and for the years ended December 31, 2023, 2022 and 2021. The subsidiaries are all incorporated in the Philippines.



Subsidiaries	Principal Activity	Effective Percentage of Ownership	
		2023	2022
LOGPOCOR	Oil exploration and development	100%	100%
OMWI	Furniture manufacturing and distribution	100%	100%
OLC	Real estate	100%	100%

As at December 31, 2023 and 2022, OMWI and OLC have ceased their operations.

The financial statements of LOGPOCOR, OMWI and OLC are prepared for the same reporting year as the Parent Company, using consistent accounting policies.

3. Changes in Accounting Policies and Disclosures

The accounting policies adopted are consistent with those of the previous financial year, except for the adoption of the following new accounting pronouncements starting January 1, 2023. The Group has not early adopted any standard, interpretation or amendment that has been issued but is not yet effective.

The new accounting pronouncements do not have significant impact to the consolidated financial statements, unless otherwise indicated:

- Amendments to Philippine Accounting Standard (PAS) 1, *Presentation of Financial Statements* and PFRS Practice Statement 2, *Disclosure of Accounting Policies*

The amendments provide guidance and examples to help entities apply materiality judgements to accounting policy disclosures. The amendments aim to help entities provide accounting policy disclosures that are more useful by:

- Replacing the requirement for entities to disclose their ‘significant’ accounting policies with a requirement to disclose their ‘material’ accounting policies, and
- Adding guidance on how entities apply the concept of materiality in making decisions about accounting policy disclosures

The amendments to the Practice Statement provide non-mandatory guidance. The amendments have had an impact on the Group’s disclosures of accounting policies, but not on the measurement, recognition or presentation of any items in the Group’s consolidated financial statements.

- Amendments to PAS 8, *Accounting Policies, Changes in Accounting Estimates and Errors, Definition of Accounting Estimates*
- Amendments to PAS 12, *Income Taxes, Deferred Tax Related to Assets and Liabilities Arising from a Single Transaction*
- Amendments to PAS 12, *International Tax Reform - Pillar Two Model Rules*

Standards and Interpretations Issued but not yet Effective

Pronouncements issued but not yet effective are listed below. Unless otherwise indicated, the Group does not expect that the future adoption of the said pronouncements will have a significant impact on the Group’s consolidated financial statements. The Group intends to adopt the following pronouncements when they become effective.



Effective beginning on or after January 1, 2024

- Amendments to PAS 1, *Classification of Liabilities as Current or Noncurrent*
- Amendments to PFRS 16, *Lease Liability in a Sale and Leaseback*
- Amendments to PAS 7 and PFRS 7, *Disclosures: Supplier Finance Arrangements*

Effective beginning on or after January 1, 2025

- PFRS 17, *Insurance Contracts*
- Amendments to PAS 21, *Lack of Exchangeability*

Deferred Effectivity

- Amendments to PFRS 10, *Consolidated Financial Statements*, and PAS 28, *Sale or Contribution of Assets between an Investor and its Associate or Joint Venture*

4. Summary of Material Accounting Policies

Presentation of Consolidated Financial Statements

The Group has elected to present all items of recognized income and expense in two statements: a statement displaying components of profit or loss (consolidated statement of income) and a second statement beginning with profit or loss and displaying components of other comprehensive income (consolidated statement of comprehensive income).

Foreign Currency-Denominated Transactions and Translations

The consolidated financial statements are presented in U.S. Dollar, which is the Parent Company's functional and presentation currency. Each entity in the Group determines its own functional currency and items included in the consolidated financial statements of each entity are measured using that functional currency. Transactions in foreign currencies are initially recorded in the functional currency rate ruling at the date of the transaction. However, monetary assets and liabilities denominated in foreign currencies are retranslated at the functional currency exchange rate prevailing at the reporting date. Exchange gains or losses arising from foreign currency translations are charged or credited to the consolidated statement of income.

All differences are taken to the consolidated statement of income with the exception of differences on foreign currency borrowings that provide, if any, a hedge against a net investment in a foreign entity. These are taken directly to equity until disposal of the net investment, at which time they are recognized in the consolidated statement of income. Non-monetary items that are measured in terms of historical cost in foreign currency are translated using the exchange rates as at the dates of initial transactions. Non-monetary items measured at fair value in a foreign currency are translated using the exchange rates at the date when the fair value was determined.

On consolidation, the assets and liabilities of subsidiaries with a different functional currency are translated into U.S. Dollar at the rate of exchange prevailing at the reporting date and their statements of income are translated at the average exchange rates for the year. The exchange differences arising on the translation for consolidation are recognized in OCI. On disposal of a foreign operation, the component of OCI relating to that particular foreign operation is recognized in the consolidated statement of income.

Short-term Investments

Short-term investments are placements in time deposits and other money market instruments with original maturities of more than three months but less than one year.



Financial Instruments

A financial instrument is any contract that gives rise to a financial asset of one entity and a financial liability or equity instrument of another entity.

Financial Assets

Initial Recognition and Measurement

Financial assets are classified, at initial recognition, as subsequently measured at amortized cost, fair value through OCI (FVOCI), and fair value through profit or loss (FVTPL).

The classification of financial assets at initial recognition depends on the financial asset's contractual cash flow characteristics and the Group's business model for managing them. With the exception of trade receivables that do not contain a significant financing component, the Group's initially measures a financial asset at its fair value plus, in the case of a financial asset not at FVTPL, transaction costs. Trade receivables that do not contain a significant financing component are measured at the transaction price determined under PFRS 15.

In order for a financial asset to be classified and measured at amortized cost or FVOCI, it needs to give rise to cash flows that are 'solely payments of principal and interest (SPPI)' on the principal amount outstanding. This assessment is referred to as the SPPI test and is performed at an instrument level. Financial assets with cash flows that are not SPPI are classified and measured at FVTPL, irrespective of the business model.

The Group's business model for managing financial assets refers to how it manages its financial assets in order to generate cash flows. The Group's business model determines whether cash flows will result from collecting contractual cash flows, selling the financial assets, or both. Financial assets classified and measured at amortized cost are held within a business model with the objective to hold financial assets in order to collect contractual cash flows while financial assets classified and measured at FVOCI are held within a business model with the objective of both holding to collect contractual cash flows and selling.

Subsequent Measurement

For purposes of subsequent measurement, the Group's financial assets are classified in the following categories:

- Financial assets at amortized cost (debt instruments)
- Financial assets at FVOCI with recycling of cumulative gains and losses (debt instruments)
- Financial assets at FVOCI with no recycling of cumulative gains and losses (equity instruments)
- Financial assets at FVTPL

As of December 31, 2023 and 2022, the Group's financial assets pertain to financial assets at amortized cost (debt instruments) and financial assets designated at fair value through OCI (equity instruments).

Financial assets at amortized cost (debt instrument)

Financial assets at amortized cost are subsequently measured using the effective interest (EIR) method and are subject to impairment. Gains and losses are recognized in the consolidated statement of income when the asset is derecognized, modified or impaired. Financial assets at amortized cost are subsequently measured using the (EIR) method and are subject to impairment. Gains and losses are recognized in consolidated statement of income when the asset is derecognized, modified or impaired.



The Group's financial assets at amortized cost includes cash and cash equivalents, receivables and debt instruments at amortized cost.

Financial assets designated at fair value through OCI (equity instruments)

Upon initial recognition, the Group can elect to classify irrevocably its equity investments as equity instruments designated at FVOCI when they meet the definition of equity under PAS 32, *Financial Instruments: Presentation* and are not held for trading. The classification is determined on an instrument-by-instrument basis.

Gains and losses on these financial assets are never recycled to profit or loss. Dividends are recognized as other income in the consolidated statement of income when the right of payment has been established, except when the Group benefits from such proceeds as a recovery of part of the cost of the financial asset, in which case, such gains are recorded in OCI. Equity instruments designated at FVOCI are not subject to impairment assessment.

As of December 31, 2023 and 2022, the Group elected to classify irrevocably its quoted equity instruments under this category (see Note 9).

Impairment of financial assets

The Group recognizes an expected credit losses (ECL) for all debt instruments not held at FVTPL. ECLs are based on the difference between the contractual cash flows due in accordance with the contract and all the cash flows that the Group expects to receive, discounted at an approximation of the original effective interest rate. The expected cash flows will include cash flows from the sale of collateral held or other credit enhancements that are integral to the contractual terms.

ECLs are recognized in two stages. For credit exposures for which there has not been a significant increase in credit risk since initial recognition, ECLs are provided for credit losses that result from default events that are possible within the next 12-months (a 12-month ECL). For those credit exposures for which there has been a significant increase in credit risk since initial recognition, a loss allowance is required for credit losses expected over the remaining life of the exposure, irrespective of the timing of the default (a lifetime ECL).

For cash and cash equivalents and debt instruments at amortized costs, the Group applies the low credit risk simplification. At every reporting date, the Group evaluates whether the debt instrument is considered to have low credit risk using all reasonable and supportable information that is available without undue cost or effort. In making that evaluation, the Group reassesses the internal credit rating of the debt instrument. In addition, the Group considers that there has been a significant increase in credit risk when contractual payments are more than 30 days past due. The probability of default and loss given defaults are publicly available and are considered to be low credit risk investments. It is the Group's policy to measure ECLs on such instruments on a 12-month basis. However, when there has been a significant increase in credit risk since origination, the allowance will be based on the lifetime ECL. To estimate the ECL for cash and cash equivalents, short-term and long-term investments and debt instruments, the Group uses the ratings published by a reputable rating agency.

For receivables, the Group applies a simplified approach in calculating ECLs. Therefore, the Group does not track changes in credit risk, but instead recognizes a loss allowance based on lifetime ECLs at each reporting date. The Group has established a provision matrix that is based on its historical credit loss experience, adjusted for forward-looking factors specific to the debtors and the economic environment.



The Group considers a financial asset in default when contractual payments are 90 days past due. However, in certain cases, the Group may also consider a financial asset to be in default when internal or external information indicates that the Group is unlikely to receive the outstanding contractual amounts in full before taking into account any credit enhancements held by the Group. A financial asset is written off when there is no reasonable expectation of recovering the contractual cash flows.

Financial Liabilities

Initial Recognition and Measurement

Financial liabilities are classified, at initial recognition, as financial liabilities at FVTPL, loans and borrowings, payables, or as derivatives designated as hedging instruments in an effective hedge, as appropriate.

All financial liabilities are recognized initially at fair value and, in the case of loans and borrowings and payables, net of directly attributable transaction costs.

Subsequent measurement

For purposes of subsequent measurement, financial liabilities are classified in two categories:

- Financial liabilities at FVTPL
- Financial liabilities at amortized cost (loans and borrowings)

Financial liabilities at amortized cost (Loans and borrowings)

This is the category most relevant to the Group. After initial recognition, loans and borrowings and payables are subsequently measured at amortized cost using the EIR method. Gains and losses are recognized in the consolidated statement of income when the liabilities are derecognized as well as through the EIR amortization process.

Amortized cost is calculated by taking into account any discount or premium on acquisition and fees or costs that are an integral part of the EIR. The EIR amortization is included as finance costs in the consolidated statement of income.

The Group's financial liabilities under this category includes accounts and other payables.

Derecognition of Financial Assets and Liabilities

Financial assets

A financial asset (or, where applicable, a part of a financial asset or part of a group of similar financial assets) is primarily derecognized (i.e., removed from the Group's consolidated statement of financial position) when:

- The rights to receive cash flows from the asset have expired; or
- The Group has transferred its rights to receive cash flows from the asset or has assumed an obligation to pay the received cash flows in full without material delay to a third party under a 'pass-through' arrangement; and either (a) the Group has transferred substantially all the risks and rewards of the asset, or (b) the Group has neither transferred nor retained substantially all the risks and rewards of the asset, but has transferred control of the asset.

When the Group has transferred its rights to receive cash flows from an asset or has entered into a pass-through arrangement, it evaluates if, and to what extent, it has retained the risks and rewards of ownership. When it has neither transferred nor retained substantially all of the risks and rewards of the asset, nor transferred control of the asset, the Group continues to recognize the transferred asset to the extent of its continuing involvement. In that case, the Group also recognizes an associated



liability. The transferred asset and the associated liability are measured on a basis that reflects the rights and obligations that the Group has retained.

Continuing involvement that takes the form of a guarantee over the transferred asset is measured at the lower of the original carrying amount of the asset and the maximum amount of consideration that the Group could be required to repay.

Financial liability

A financial liability is derecognized when the obligation under the liability is discharged or cancelled or has expired. When an existing financial liability is replaced by another from the same lender on substantially different terms, or the terms of an existing liability are substantially modified, such an exchange or modification is treated as the derecognition of the original liability and the recognition of a new liability. The difference in the respective carrying amounts is recognized in the consolidated statement of income.

Offsetting of Financial Instruments

Financial assets and financial liabilities are offset and the net amount is reported in the consolidated statement of financial position if there is a currently enforceable legal right to offset the recognized amounts and there is an intention to settle on a net basis, to realize the assets and settle the liabilities simultaneously. The Group assesses that it has a currently enforceable right of offset if the right is not contingent on a future event, and is legally enforceable in the normal course of business, event of default, and event of insolvency or bankruptcy of the Company and all of the counterparties.

Fair Value Measurement

Fair value is the price that would be received to sell an asset or paid to transfer a liability in an orderly transaction between market participants at the measurement date. The fair value measurement is based on the presumption that the transaction to sell the asset or transfer the liability takes place either:

- In the principal market for the asset or liability, or,
- In the absence of a principal market, in the most advantageous market for the asset or liability

The principal or the most advantageous market must be accessible to the Group.

The fair value of an asset or a liability is measured using the assumptions that market participants would use when pricing the asset or liability, assuming that market participants act in their economic best interest.

A fair value measurement of a non-financial asset takes into account a market participant's ability to generate economic benefits by using the asset in its highest and best use or by selling it to another market participant that would use the asset in its highest and best use.

The Group uses valuation techniques that are appropriate in the circumstances and for which sufficient data are available to measure fair value, maximizing the use of relevant observable inputs and minimizing the use of unobservable inputs.

All assets and liabilities for which fair value is measured or disclosed in the consolidated financial statements are categorized within the fair value hierarchy, described as follows, based on the lowest level input that is significant to the fair value measurement as a whole:

- Level 1 - Quoted (unadjusted) market prices in active markets for identical assets or liabilities
- Level 2 - Valuation techniques for which the lowest level input that is significant to the fair value measurement is directly or indirectly observable



- Level 3 - Valuation techniques for which the lowest level input that is significant to the fair value measurement is unobservable

For assets and liabilities that are recognized in the consolidated financial statements on a recurring basis, the Group determines whether transfers have occurred between Levels in the hierarchy by re-assessing categorization (based on the lowest level input that is significant to the fair value measurement as a whole) at the end of each reporting period.

Crude Oil Inventory

Crude oil inventory is carried at NRV at the time of production. NRV is the estimated Brent oil selling price less cost to sell. The estimated selling price is the market value of crude oil inventory for the reporting month adjusted taking into account fluctuations of price directly relating to events occurring after the end of the reporting period to the extent that such events confirm conditions existing at the end of the reporting period. Estimated cost to sell is the cost incurred necessary to complete the sale (e.g., freight charges, transportation costs, etc.). The share in the ending crude oil inventory is not recognized as revenue and charged against share in costs and operating expenses.

Property and Equipment

Transportation equipment, office furniture and equipment and leasehold improvement are carried at cost less accumulated depreciation and any impairment in value.

The initial cost of property and equipment comprises its construction cost or purchase price and any directly attributable costs of bringing the property and equipment to its working condition and location for its intended use. Subsequent costs are capitalized as part of these assets only when it is probable that future economic benefits associated with the item will flow to the Group and the cost of the items can be measured reliably. All other repairs and maintenance are charged against current operations as incurred. Wells, platforms and other facilities are carried at cost less accumulated depletion and any impairment in value.

In situations where it can be clearly demonstrated that the expenditures have resulted in an increase in the future economic benefits expected to be obtained from the use of an item of property and equipment beyond its originally assessed standard of performance, the expenditures are capitalized as additional costs of property and equipment.

When assets are retired or otherwise disposed of, the cost of the related accumulated depletion and depreciation and amortization and provision for impairment losses, if any, are removed from the accounts and any resulting gain or loss is credited or charged against current operations.

Depreciation of property and equipment, other than wells, platforms and other facilities, commences once the assets are put into operational use and is computed on a straight-line basis over the estimated useful lives (EUL) of the assets as follows:

	Years
Transportation equipment	6
Office furniture and equipment	5-10
Leasehold improvement	5

The EUL and depletion and depreciation, residual values and amortization methods are reviewed periodically to ensure that the period and methods of depletion and depreciation and amortization are consistent with the expected pattern of economic benefits from items of property and equipment.



Depletion and depreciation of an item of property and equipment begins when it becomes available for use, i.e., when it is in the location and condition necessary for it to be capable of operating in the manner intended by management.

Depletion and depreciation ceases when an item of property and equipment is fully depleted or depreciated or at the earlier of the date that the item is classified as held for sale (or included in a disposal group that is classified as held for sale) in accordance with PFRS 5, *Non-current Assets Held for Sale and Discontinued Operations*, and the date the asset is derecognized. The Group uses the unit-of-production method in depleting its wells, platforms and other facilities, hence the charge can be zero while there is no production.

When assets are retired or otherwise disposed of, the cost and related accumulated depletion, and depreciation, and any allowance for impairment are removed from the accounts and any gain or loss resulting from their disposals is recognized in the consolidated statement of income.

The asset's reserves, useful lives and depletion and depreciation methods are reviewed periodically to ensure that the periods and methods of depletion and depreciation are consistent with the expected pattern of economic benefits from items of property and equipment.

Fully depreciated assets are retained in the account until they are no longer in use and no further depreciation is charged to current operations.

Other Noncurrent Assets

Deferred Exploration Costs

The Group follows the full cost method of accounting for exploration costs determined on the basis of each SC area. Under this method, all exploration costs relating to each SC are deferred pending determination of whether the contract area contains oil and gas reserves in commercial quantities. The exploration costs relating to the SC area where oil and gas in commercial quantities are discovered are subsequently capitalized as "Wells, platforms and other facilities" shown under the "Property and equipment" account in the consolidated statement of financial position upon commercial production. When the SC is permanently abandoned or the Group has withdrawn from the consortium, the related deferred oil exploration costs are written off. SCs are considered permanently abandoned if the SCs have expired and/or there are no definite plans for further exploration and/or development.

Interest in Joint Arrangements

PFRS defines a joint arrangement as an arrangement over which two or more parties have joint control over the arrangement. Joint control is the contractually agreed sharing of control of an arrangement, which exists only when decisions about the relevant activities (being those that significantly affect the returns of the arrangement) require unanimous consent of the parties sharing control.

Joint Operations

A joint operation is a type of joint arrangement whereby the parties that have joint control of the arrangement have rights to the assets and obligations for the liabilities, relating to the arrangement.

In relation to its interests in joint operations, the Group recognizes its:

- Assets, including its share of any assets held jointly
- Liabilities, including its share of any liabilities incurred jointly
- Revenue from the sale of its share of the output arising from the joint operation
- Share of the revenue from the sale of the output by the joint operation
- Expenses, including its share of any expenses incurred jointly.



Impairment of Nonfinancial Assets

The Group assesses at each reporting date whether there is an indication that the Group's property and equipment and deferred exploration costs may be impaired. If any such indication exists, or when an annual impairment testing for an asset is required, the Group makes an estimate of the asset's recoverable amount. Recoverable amount is the higher of an asset's or cash-generating unit's (CGU) fair value less cost to sell and its value-in-use and is determined for an individual asset, unless the asset does not generate cash inflows that are largely independent of those from other assets or group of assets.

Where the carrying amount of an asset exceeds its recoverable amount, the asset is considered impaired and is written down to its recoverable amount. In assessing value-in-use, the estimated future cash flows are discounted to their present value using a pre-tax discount rate that reflects current market assessments of the time value of money and the risks specific to the asset.

An assessment is made at each reporting date as to whether there is any indication that previously recognized impairment losses may no longer exist or may have decreased. If such indication exists, the Group makes an estimate of recoverable amount. A previously recognized impairment loss is reversed only if there has been a change in the estimates used to determine the asset's recoverable amount since the last impairment loss was recognized. If that is the case, the carrying amount of the asset is increased to its recoverable amount. That increased amount cannot exceed the carrying amount that would have been determined, net of depletion, depreciation and amortization, had no impairment loss been recognized for the asset in prior years. Such reversal is recognized in the consolidated statement of income unless the asset is carried at revalued amount, in which case the reversal is treated as a revaluation increase.

Equity

Capital Stock

Capital stock is measured at par value for all shares subscribed, issued and outstanding. When the Group issues more than one class of stock, a separate account is maintained for each class of stock and the number of shares issued. When the Group issues shares in excess of par, the excess is recognized in the "Capital in excess of par value" account; any incremental costs incurred directly attributable to the issuance of new shares are treated as deduction from it. If additional paid-in capital is not sufficient, the excess is charged against retained earnings.

Subscriptions Receivable

Subscriptions receivable represents the amount for which the shares were subscribed but not fully paid.

Retained Earnings

Retained earnings represents cumulative balance of profit and losses of the Group and with consideration of any changes in accounting policies and errors applied retrospectively.

Earnings Per Share (EPS)

EPS is determined by dividing net income by the weighted average number of shares outstanding for each year after retroactive adjustment for any stock dividends declared.

Other Comprehensive Income (OCI)

OCI are items of income and expense that are not recognized in profit or loss for the year in accordance with PFRSs. The Group's OCI pertains to reserve for fluctuation in value of FVOCI, remeasurement gains (losses) on pension liability and cumulative translation adjustment. Reserve for fluctuation in value of FVOCI and remeasurement gains (losses) on pension liability cannot be



recycled to consolidated statement of income in the subsequent period. Upon derecognition, the cumulative translation adjustment is recycled to consolidated statement of income.

Revenue Recognition

Revenue from contracts with customers is recognized when control of the goods or services are transferred to the customer at an amount that reflects the consideration to which the Group expects to be entitled in exchange for those goods or services. The Group has generally concluded that it is the principal in its revenue arrangements because it typically controls the goods or services before transferring them to the customer.

Revenue from Petroleum Operation

Revenue from petroleum operation is recognized at a point in time when the control of the goods has transferred from the Consortium Operator, on behalf of the sellers, to the buyer at the delivery point. Revenue is measured at the fair value of the consideration received or receivable.

The revenue recognized from the sale of petroleum products pertains to the Group's share in revenue from the joint operations. The revenue sharing is accounted for in accordance with PFRS 11, *Joint Arrangements*.

Interest Income

Interest income is recognized as it accrues using the EIR method, the rate that exactly discounts estimated future cash receipts through the expected life of the financial asset to the net carrying amount of that financial asset.

Dividend Income

Dividend income is recognized when the Group's right to receive the dividend is established, which is generally when the shareholders approve the dividend.

Costs and Expenses

Cost of services and general and administrative expenses are recognized in the consolidated statement of income when decrease in future economic benefits related to a decrease in an asset or an increase in a liability has arisen that can be measured reliably. These are recognized:

- (a) on the basis of a direct association between the costs incurred and the earning of specific items of income;
- (b) on the basis of systematic and rational allocation procedures when economic benefits are expected to arise over several accounting periods and the association can only be broadly or indirectly determined; or
- (c) immediately when expenditure produces no future economic benefits or when, and to the extent that, future economic benefits do not qualify or cease to qualify, for recognition in the consolidated statement of financial position as an asset.

Petroleum Production Cost

Petroleum production cost represents costs that are directly attributable in recognizing revenue from petroleum operations.

General and Administrative Expenses

General and administrative expenses constitute the costs of administering the business and are recognized when incurred.



Leases

Short-term leases and leases of low-value assets

The Group applies the short-term lease recognition exemption to its short-term leases of machinery and equipment (i.e., those leases that have a lease term of 12 months or less from the commencement date and do not contain a purchase option). It also applies the lease of low-value assets recognition exemption to leases of office equipment that are considered to be low value. Lease payments on short-term leases and leases of low-value assets are recognized as expense on a straight-line basis over the lease term.

Income Taxes

Current income tax

Current income tax assets and liabilities for the current and prior periods are measured at the amount expected to be recovered from or paid to the taxation authorities. The tax rates and tax laws used to compute the amount are those that are enacted or substantively enacted at the reporting date.

Current income tax is recognized in the consolidated statement of income, except to the extent that it relates to items recognized in other comprehensive income or directly in equity, in which case the tax is also recognized in other comprehensive income or directly in equity, respectively. Management periodically evaluates positions taken in the tax returns with respect to situations in which applicable tax regulations are subject to interpretation and establishes provisions where appropriate.

Deferred Income Tax

Deferred income tax is provided, using the balance sheet method, on all temporary differences, with certain exceptions, at reporting date between the tax bases of assets and liabilities and their carrying amounts for financial reporting purposes.

Deferred tax liabilities are recognized for all taxable temporary differences, except:

- when the deferred tax liability arises from the initial recognition of goodwill or an asset or liability in a transaction that is not a business combination and, at the time of the transaction, affects neither the accounting profit nor taxable profit or loss; and
- in respect of taxable temporary differences associated with investments in subsidiaries, associates and interests in joint arrangements, when the timing of the reversal of the temporary differences can be controlled and it is probable that the temporary differences will not reverse in the foreseeable future.

Deferred tax assets are recognized for all deductible temporary differences, carryforward of unused tax credits from excess of minimum corporate income tax (MCIT) over the regular corporate income tax (RCIT) and net operating loss carryover (NOLCO), to the extent that it is probable that taxable profit will be available against which the deductible temporary differences and carryforward benefits of unused tax credits from excess MCIT and NOLCO can be utilized, except:

- where the deferred tax asset relating to the deductible temporary difference arises from the initial recognition of an asset or liability in a transaction that is not a business combination and, at the time of the transaction, affects neither the accounting profit nor taxable profit; and
- in respect of deductible temporary differences associated with investments in subsidiaries, associates and interests in joint ventures, deferred tax assets are recognized only to the extent that it is probable that the temporary differences will reverse in the foreseeable future and taxable profit will be available against which the temporary differences can be utilized.



The carrying amount of deferred tax assets is reviewed at each financial reporting date and reduced to the extent that it is no longer probable that sufficient taxable profit will be available to allow all or part of the deferred tax asset to be utilized. Unrecognized deferred tax assets are reassessed at each reporting date and are recognized to the extent that it has become probable that future taxable profit will allow the deferred tax assets to be recovered.

Deferred tax assets and liabilities are measured at the tax rate that are expected to apply to the period when the asset is realized or the liability is settled, based on tax rates and tax laws that have been enacted or substantively enacted at the reporting date.

Accordingly, deferred tax relating to other comprehensive income and equity items are recognized directly in equity and other comprehensive income, respectively.

Deferred tax assets and deferred tax liabilities are offset, if a legally enforceable right exists to set off current tax assets against current tax liabilities and the deferred taxes relate to the same taxable entity and the same taxation authority.

Retirement Benefit Liability

The net defined benefit liability or asset is the aggregate of the present value of the defined benefit obligation at the end of the reporting period reduced by the fair value of plan assets (if any), adjusted for any effect of limiting a net defined benefit asset to the asset ceiling. The asset ceiling is the present value of any economic benefits available in the form of refunds from the plan or reductions in future contributions to the plan.

The cost of providing benefits under the defined benefit plans is actuarially determined using the projected unit credit method.

Defined benefit costs comprise the following:

- Service costs
- Net interest on the net defined benefit liability or asset
- Remeasurements of net defined benefit liability or asset

Service costs which include current service costs, past service costs and gains or losses on non-routine settlements are recognized as expense in the consolidated statement of income. Past service costs are recognized when plan amendment or curtailment occurs. These amounts are calculated periodically by independent qualified actuary.

Net interest on the net defined benefit liability or asset is the change during the period in the net defined benefit liability or asset that arises from the passage of time which is determined by applying the discount rate based on government bonds to the net defined benefit liability or asset.

Net interest on the net defined benefit liability or asset is recognized as expense or income in the consolidated statement of income.

Remeasurements comprising actuarial gains and losses, return on plan assets and any change in the effect of the asset ceiling (excluding net interest on defined benefit liability) are recognized immediately in OCI in the period in which they arise. Remeasurements are not reclassified to consolidated statement of income in subsequent periods. All remeasurements recognized in OCI account "Remeasurement gains (losses) on pension liabilities" are not reclassified to another equity account in subsequent periods.



Plan assets are assets that are held by a long-term employee benefit fund. Plan assets are not available to the creditors of the Group, nor can they be paid directly to the Group. Fair value of plan assets is based on market price information. When no market price is available, the fair value of plan assets is estimated by discounting expected future cash flows using a discount rate that reflects both the risk associated with the plan assets and the maturity or expected disposal date of those assets (or, if they have no maturity, the expected period until the settlement of the related obligations). If the fair value of the plan assets is higher than the present value of the defined benefit obligation, the measurement of the resulting defined benefit asset is limited to the present value of economic benefits available in the form of refunds from the plan or reductions in future contributions to the plan.

The Group's right to be reimbursed of some or all of the expenditure required to settle a defined benefit obligation is recognized as a separate asset at fair value when and only when reimbursement is virtually certain.

Operating Segments

The Group's operating businesses are organized and managed separately according to the nature of the products and services provided, with each segment representing a strategic business unit that offers different products and serves different markets. The Group's business and only operating segment pertains to oil exploration and development. Business segments involved in furniture manufacturing and distribution and real estate have ceased operations.

Provisions

Provisions are recognized only when the Group has: (a) a present obligation (legal or constructive) as a result of a past event; (b) it is probable that an outflow of resources embodying economic benefits will be required to settle the obligation; and (c) a reliable estimate can be made of the amount of the obligation. If the effect of the time value of money is material, provisions are determined by discounting the expected future cash flows at a pre-tax rate that reflects current market assessments of the time value of money and, where appropriate, the risks specific to the liability. Where discounting is used, the increase in the provision due to the passage of time is recognized as an interest expense. Provisions are reviewed at each reporting date and adjusted to reflect the current best estimate. If it is no longer probable that an outflow of the resources embodying economic benefits will be required to settle the obligation, the provision is reversed.

Events After the Reporting Date

Post year-end events up to the date of auditor's report that provide additional information about the Group's position at the reporting date (adjusting events) are reflected in the consolidated financial statements. Post year-end events that are non-adjusting events are disclosed in the notes to consolidated financial statements when material.

5. Material Accounting Judgments, Estimates and Assumptions

The preparation of the consolidated financial statements in compliance with PFRS requires the Group to make judgments, estimates and assumptions that affect the amount reported in the consolidated financial statements and accompanying notes. Future events may occur which will cause the assumptions used in arriving at the estimates to change. The effects of any change in estimates are reflected in the consolidated financial statements, as they become reasonably determinable.

Judgments, estimates and assumptions are continually evaluated and are based on historical experience and other factors, including expectations of future events that are believed to be reasonable under the circumstances.



Judgments

In the process of applying the Group's accounting policies, management has made the following judgments, apart from those involving estimations, which has the most significant effect on the amounts recognized in the consolidated financial statements.

Determination and Classification of a Joint Arrangement

Judgment is required to determine when the Group has joint control over an arrangement, which requires an assessment of the relevant activities and when the decisions in relation to those activities require unanimous consent. The Group has determined that the relevant activities for its joint arrangements are those relating to operations and capital decisions of the arrangement.

Judgment is also required to classify a joint arrangement. Classifying the arrangement requires the Group to assess their rights and obligations arising from the arrangement. Specifically, the Group considers:

- The structure of the joint arrangement - whether structured through a separate vehicle
- When the arrangement is structured through a separate vehicle, the Group considers the rights and obligations arising from:
 - a. The legal form of the separate vehicle;
 - b. The terms of the contractual arrangement; and
 - c. Other facts and circumstances (when relevant).

This assessment often requires significant judgment, and a different conclusion on joint control and also whether the arrangement is a joint operation or a joint venture, may materially impact the accounting treatment for each assessment.

As at December 31, 2023 and 2022, there has been no change in the Group's joint arrangement classification and remains to be in the form of a joint operation.

Determination of Functional Currency

The entities within the Group determine the functional currency based on economic substance of underlying circumstances relevant to each entity within the Group. The determination of functional currency was based on the primary economic environment in which each of the entities generates and expends cash. The Parent Company and LOGPOCOR's functional currency is the US Dollar while the functional currency of OMWI and OLC is the Philippine Peso.

As at December 31, 2023 and 2022, the Group's cumulative translation adjustment amounted to \$0.71 million.

Provisions and Contingencies

In the normal course of business, the Group is subject to certain exposure and claims by third parties. The Group does not believe that this exposure will have a probable material effect on the Group's financial position. It is possible, however, that future results of operations could be materially affected by changes in the judgment and estimates or in the effectiveness of the strategies relating to this exposure.

Estimates and Assumptions

The key assumptions concerning the future and other key sources of estimation uncertainty at the reporting date, that have a significant risk of causing a material adjustment to the carrying amounts of assets and liabilities within the next financial year are discussed below:



Estimation of Provision for ECLs of Receivables

The Group uses a provision matrix to calculate ECLs for its receivables and debt instruments measured at amortized cost, in line with the simplified approach in calculating ECL. The provision rates are based on days past due of each counterparty that have similar loss pattern.

The provision matrix is initially based on the Group's historically observed default rates. The Group calibrates the matrix to adjust the historical credit loss experience with forward-looking information. For instance, if forecast economic conditions (i.e., gross domestic product and inflation rate) are expected to deteriorate over the next year which can lead to an increased number of defaults of the counter parties, the historical default rates are adjusted. At every reporting date, the historically observed default rates are updated and changes in the forward-looking estimates are analyzed.

The assessment of the correlation between historical observed default rates, forecasted economic conditions and ECLs is a significant estimate. The amount of ECLs is sensitive to changes in circumstances and of forecasted economic conditions. The Group's historical credit loss experience and forecast of economic conditions may also not be representative of the counter party's actual default in the future.

No provision for ECL on the Group's receivables were recognized in 2023, 2022 and 2021. The carrying value of receivables amounted to \$0.63 million and \$0.39 million as at December 31, 2023 and 2022, respectively (see Note 7).

Estimating Provision for Plug and Abandonment Costs

Significant estimates and assumptions are made in determining the provision for decommissioning. Factors affecting the ultimate amount of liability include estimates of the extent and costs of decommissioning activities, technological changes, regulatory changes, cost increases, and changes in discount and foreign exchange rates. Those uncertainties may result in future actual expenditure differing from the amounts currently provided.

The Group recognized provision for plug and abandonment costs amounting to \$1.09 million and \$1.02 million as at December 31, 2023 and 2022, respectively with respect to the decommissioning plan for SC 14C1 - Galoc Block (see Note 12). There were no plug and abandonment costs incurred in 2023 and 2022 as SC 14C1, the sole operating block, is not yet due for plugging and abandonment.

Estimation of Oil Reserves

The estimation of oil reserves requires significant judgment and assumptions by management and engineers and has a material impact on the consolidated financial statements, particularly on the depletion of wells, platforms and other facilities and impairment testing. There is the inherent uncertainty in estimating oil reserve quantities arising from the exercise of significant management judgment and consideration of inputs from geologists/engineers and complex contractual arrangements involved as regards the Group's share of reserves in the service contract area. This reserve estimate also depends on the amount of reliable geological and engineering data available at the time of the estimate and the interpretation of these data.

Estimates of reserves for undeveloped or partially developed fields are subject to greater uncertainty over their future life than estimates of reserves for fields that are substantially developed and depleted. As a field goes into production, the amount of proved and probable reserves will be subject to future revision once additional information becomes available. As those fields are further developed, new information may lead to revisions.



The estimated remaining proved and probable oil reserves totaled to 0.89 million and 1.43 million barrels for Galoc oil field as of December 31, 2023 and 2022, respectively. On March 13, 2019, production in the SC 14A, B&B-1 - Nido, Matinloc & North Matinloc fields were terminated permanently. The plug and abandonment of wells was completed in October 2020. Meanwhile, SC 14C2 remains without production, thus depletion charge is nil in 2023, 2022 and 2021.

All proved and probable reserve estimates are subject to revision, either upward or downward, based on new information, such as from development drilling and production activities or from changes in economic factors, including product prices, contract terms or development plans. Estimates of reserves for undeveloped or partially developed fields are subject to greater uncertainty over their future life than estimates of reserves for fields that are substantially developed and depleted. As those fields are further developed, new information may lead to revisions.

The carrying values of wells, platforms and other facilities amounted to \$11.20 million and \$11.60 million as of December 31, 2023 and 2022, respectively. The Group recognized depletion expense amounting to \$0.44 million, \$0.47 million and \$0.67 million in 2023, 2022, and 2021 respectively (see Notes 8 and 10).

Impairment of wells, platforms and other facilities of SC14C2

Impairment exists when the carrying value of an asset or cash generating unit exceeds its recoverable amount, which is the higher of its fair value less costs of disposal and its value-in-use. The fair value less costs of disposal calculation is based on available data from binding sales transactions, conducted at arm's length, for similar assets or observable market prices less incremental costs of disposing of the asset. The value-in-use calculation is based on a discounted cash flows (DCF) model. The cash flows are derived from the budget for the next four years and seven years for SC 14C2 in 2023 and 2022, respectively, and do not include restructuring activities that the Group is not yet committed to or significant future investments that will enhance the performance of the assets of the CGU being tested.

The calculation of value-in-use for the Wells, Platforms and Other Facilities of SC 14C2 is most sensitive to the forecasted oil prices which are estimated with reference to external market forecasts of Brent crude prices; volume of resources and reserves which are based on resources and reserves report prepared by third parties; capital expenditure, production and operating costs which are based on the Group's historical experience, approved work programs and budgets, and latest life of well models; and discount rate which were estimated based on the industry weighted average cost of capital (WACC), which includes the cost of equity and debt after considering the gearing ratio. The pre-tax discount rates applied to cash flow projections range are 11.10% and 14.75% as at December 31, 2023 and 2022, respectively. The key assumptions used to determine the recoverable amount for this CGU are disclosed and further explained in Note 10.

No impairment losses were recognized in 2023, 2022, and 2021 for SC 14C2. The carrying values of wells, platforms and other facilities of SC 14C2 amounted to \$10.28 million, out of the \$11.20 million and \$11.60 million total balance of the Group's wells, platforms and other facilities as of December 31, 2023 and 2022, respectively (see Note 10).

Estimating Retirement Benefit Expense

The cost of pension and the present value of the pension obligation are determined using actuarial valuations. The actuarial valuation involves making various assumptions. These assumptions are described in Note 16 and include among others, the determination of the discount rate, salary increase rate and employee turnover rate. Due to the complexity of the valuation, the underlying assumptions and its long-term nature, defined benefit obligations are highly sensitive to changes in these assumptions. All assumptions are reviewed at each reporting date.



In determining the appropriate discount rate, management considers the interest rates of government bonds that are denominated in the currency in which the benefits will be paid, with extrapolated maturities corresponding to the expected duration of the defined benefit obligation. Salary increase rate is based on expected future inflation rates for the specific country and other relevant factors and employee turnover rate is based on Group's experience on employees resigning prior to their retirement.

Pension liability amounted to \$0.10 million and \$0.03 million as at December 31, 2023 and 2022, respectively (see Note 16).

Assessing Recoverability of Deferred Income Tax Assets

Deferred tax assets are recognized for all deductible temporary differences to the extent that it is probable that taxable income will be available against which the deductible temporary differences can be utilized. The Group's assessment on the recognition of deferred tax assets on deductible temporary differences is based on the projected taxable income in the succeeding periods. This projection is based on the Company's past results and future results of operations.

As at December 31, 2023 and 2022, the Group has recognized deferred income tax assets amounting to \$0.74 million and \$0.76 million, respectively (see Note 17).

Assessing Recoverability of Deferred Oil Exploration Costs

The Group assesses impairment on deferred exploration costs when facts and circumstances suggest that the carrying amount of the asset may exceed its recoverable amount. Deferred oil exploration costs are reviewed for impairment whenever circumstances indicate that the carrying amount of an asset may not be recoverable.

Facts and circumstances that would require an impairment assessment as set forth in PFRS 6, *Exploration for and Evaluation of Mineral Resources*, are as follows:

- The period for which the Group has the right to explore in the specific area has expired or will expire in the near future, and is not expected to be renewed;
- Substantive expenditure on further exploration for and evaluation of mineral resources in the specific area is neither budgeted nor planned;
- Exploration for and evaluation of mineral resources in the specific area have not led to the discovery of commercially viable quantities of mineral resources and the entity has decided to discontinue such activities in the specific area; and
- Sufficient data exist to indicate that, although a development in the specific area is likely to proceed in full from successful development or by sale.

Key inputs and assumptions used in the assessment are as follows:

- Estimated reserves – which are based on oil resources reports based on the information gathered from seismic and geological data, analyses and evaluation activities;
- Pre-tax discount rate of 11.10% in 2023 and 14.75% in 2022 – which represent the current market assessment of the risks specific to each CGU, taking into consideration the time value of money and individual risks of the underlying assets that have not been incorporated in the cash flow estimates. The discount rate calculation is derived from the Group's weighted average cost of capital (WACC), with appropriate adjustments made to reflect the risks specific to the CGU and to determine pre-tax rate. The WACC takes into account both debt and equity. Adjustments to discount rate are made to factor in the specific amount and timing of the future tax flows in order to reflect a pre-tax discount rate; and
- Oil prices of \$75/bbl and \$88/bbl in 2023 and 2022, respectively – which are estimated with reference to external market forecasts of Brent and WTI crude prices.



The Group used a weighted average scenario probability in its calculation of value in use.

As at December 31, 2023 and 2022, the carrying values of deferred oil exploration costs amounted to \$0.75 million. No impairment losses were recognized in 2023 and 2022, 2021 (see Note 11).

6. Cash and Cash Equivalents

	2023	2022
Cash on hand	\$180	\$178
Cash in banks	1,450,756	1,289,801
Cash equivalents	15,735,779	15,081,043
	\$17,186,715	\$16,371,022

Cash in banks earn interest at the prevailing bank deposit rates. Cash equivalents are made for varying periods of up to three (3) months depending on the immediate cash requirements of the Group and earn interest at the prevailing short-term deposit rates ranging from 3.40% to 6.38% and 0.10% to 5.00% per annum in 2023 and 2022, respectively.

Interest income earned from cash in banks and short-term deposits amounted to \$0.72 million, \$0.22 million and \$0.06 million in 2023, 2022 and 2021, respectively.

There are no cash restrictions on the Group's cash balance as at December 31, 2023 and 2022.

7. Receivables

	2023	2022
Due from operators (Note 8)	\$54,707	\$56,080
Interest receivable	363,252	263,220
Dividends receivable	207,205	72,600
	\$625,164	\$391,900

Due from operators represent the excess of proceeds from crude oil liftings over the amounts advanced by the contract operator for the Group's share in exploration, development and production expenditures.

Due from operators are noninterest-bearing and are generally on 1 to 30-day terms. There are no past due nor impaired receivables as at December 31, 2023 and 2022.

Interest receivable pertains to interest income to be received by the Group in relation to its debt instruments at amortized cost.

Dividends receivable pertains to cash dividends to be received by the Group in relation to its quoted equity instruments at FVOCI (see Note 9).



8. Interest in Joint Operations

The Group's interests in the joint operations in the various SCs, and any liabilities incurred jointly with the other partners, as well as the related revenue and expenses of the joint operations, which are included in the consolidated financial statements, are as follows:

	2023	2022
Current assets:		
Due from operators (Note 7)	\$54,707	\$56,080
Crude oil inventory	975,698	911,818
	1,030,405	967,898
Noncurrent assets:		
Property and equipment (Note 10)		
Wells, platforms and other facilities	89,557,624	89,557,624
Less accumulated depletion, depreciation and amortization	(78,364,495)	(77,961,191)
Adjustment to remeasure decommissioning asset	10,058	-
Decommissioning fund (Note 11)	909,430	876,506
Deferred exploration costs (Note 11)	662,844	662,844
	12,775,461	13,135,783
Non-current liabilities:		
Provision for plug & abandonment (Note 12)	1,085,812	1,016,464
	\$12,720,054	\$13,087,217

	2023	2022	2021
Revenue from petroleum operations	\$3,020,421	\$3,614,375	\$3,506,189
Cost of petroleum operations:			
Petroleum production costs	1,946,240	1,634,386	2,260,895
Depletion, depreciation and amortization expenses (Note 10)	437,332	486,931	680,063
	2,383,572	2,121,317	2,940,958
	\$636,849	\$1,493,058	\$565,231

Petroleum production costs consist of the share in the costs incurred in relation to the floating, production, storage and offloading (FPSO), operations management, general and administrative, supply vessel, insurance expenses, marketing fees and freight costs, training and scholarship fund, repairs and maintenance, and the charges related to the net realizable value of inventories.

9. Investments

Equity Instruments at FVOCI

Equity instruments at FVOCI represent equity instruments in quoted shares carried at fair value as at the end of the reporting period.

The total carrying value of the Group's equity instruments at FVOCI amounted to \$21.21 million and \$26.62 million as at December 31, 2023 and 2022, respectively.



Movement in the reserve for changes in value of equity instruments at FVOCI are as follows:

	2023	2022
Balances at beginning of year	(\$4,567,769)	\$268,505
Fair value changes during the year	(824,428)	(4,836,274)
Balances at end of year	(\$5,392,197)	(\$4,567,769)

The carrying values of equity instruments at FVOCI have been determined as follows:

	2023	2022
Balances at beginning of year	\$26,616,788	\$31,941,689
Additions	1,199,845	1,291,240
Redemption/disposal	(5,779,750)	(1,779,867)
Fair value changes during the year	(824,428)	(4,836,274)
Balances at end of year	\$21,212,455	\$26,616,788

Dividend income earned and received from equity instruments at FVOCI amounted to \$1.51 million, \$1.74 million and \$1.89 million in 2023, 2022 and 2021, respectively.

Debt Instruments at Amortized Cost

In 2023, the Group acquired various fixed rate bonds from government securities amounting to \$5.91 million (₱334.38 million). The various bonds pay interest at rates ranging from 5.75% to 6.13% per annum and will mature starting August 22, 2028 to April 11, 2029.

In 2022, the Group acquired various fixed rate bonds from corporate bond issuers and government securities amounting to \$6.46 million (₱336.51 million). The various bonds pay interest at rates ranging from 4.77% to 6.80% per annum and will mature starting February 18, 2027 to July 4, 2029.

In 2021, the Group acquired various fixed rate bonds from corporate bond issuers amounting to \$6.74 million (₱336.65 million). The various bonds pay interest at rates ranging from 3.60% to 8.50% per annum and will mature starting May 4, 2025 to December 2, 2028.

In 2019, the Group acquired various fixed rate bonds from corporate bond issuers amounting to \$13.47 million (₱700.00 million). The various bonds pay interest at rates ranging from 4.70% to 5.10% per annum and will mature starting June 28, 2021 to May 6, 2026.

The carrying values and movements of investments in bonds, classified as debt instruments at amortized cost, are as follows:

	2023	2022
Balances at beginning of year	\$30,613,863	\$31,148,619
Additions	5,913,342	6,455,193
Redemption	-	(3,817,814)
Unrealized foreign exchange gain (loss)	291,140	(3,172,135)
	36,818,345	30,613,863
Less: current portion	6,028,758	-
	\$30,789,587	\$30,613,863

Interest income earned from investments in debt instruments at amortized costs amounted to \$1.92 million, \$1.80 million and \$1.73 million in 2023, 2022 and 2021, respectively.



10. Property and Equipment

	2023			Total
	Wells, Platforms and Other Facilities (Notes 1 and 8)	Transportation Equipment	Office Improvement, Furniture and Equipment	
Cost				
Balances at beginning of year	\$89,557,624	\$271,037	\$142,955	\$89,971,616
Change in estimate of decommissioning liability	10,058	–	–	10,058
Balances at end of year	89,567,682	271,037	142,955	89,981,674
Accumulated Depletion, Depreciation and Amortization				
Balance at beginning of year	77,961,191	238,807	25,596	78,225,594
Depletion, depreciation and amortization (Note 8)	403,304	10,140	23,888	437,332
Balances at end of year	78,364,495	248,947	49,484	78,662,926
Net Book Values	\$11,203,187	\$22,090	\$93,471	\$11,318,748
	2022			Total
	Wells, Platforms and Other Facilities (Notes 1 and 8)	Transportation Equipment	Office Furniture and Equipment	
Cost				
Balances at beginning of year	\$89,625,928	\$253,145	\$34,823	\$89,913,896
Additions	–	17,892	108,132	126,024
Change in estimate of decommissioning liability	(68,304)	–	–	(68,304)
Balances at end of year	89,557,624	271,037	142,955	89,971,616
Accumulated Depletion, Depreciation and Amortization				
Balance at beginning of year	77,490,717	231,649	16,297	77,738,663
Depletion, depreciation and amortization (Note 8)	470,474	7,158	9,299	486,931
Balances at end of year	77,961,191	238,807	25,596	78,225,594
Net Book Values	\$11,596,433	\$32,230	\$117,359	\$11,746,022

In 2023 and 2022, the Group performed impairment test for the Wells, Platforms and Other Facilities of SC 14C2 since it continues to be a non-producing block and its license to operate is nearing expiration.

Impairment test of SC 14C2 – West Linapacan

The recoverable amount of the Wells, Platforms and Other Facilities of SC 14C2 as at December 31, 2023 and 2022 has been determined based on a value-in-use calculation using cash flow projections from work program and budget approved by senior management covering a seven-year period as at those years. The work program and budget for the immediately succeeding year as at December 31, 2023 and 2022 were duly approved by the DOE. The pre-tax discount rates applied to the cash flow projections were 11.10% and 14.75% as of December 31, 2023 and 2022, respectively. As a result of this analysis, the management has not recognized any impairment for the Wells, Platforms and Other Facilities of SC 14C2 as at December 31, 2023 and 2022.



11. Other noncurrent assets

	2023	2022
Deferred exploration costs	\$754,875	\$753,668
Decommissioning fund	909,430	876,506
	\$1,664,305	\$1,630,174

Deferred exploration costs

The full recovery of the deferred oil exploration costs incurred in connection with the Group's participation in the acquisition and exploration of petroleum concessions is dependent upon the discovery of oil and gas in commercial quantities from the respective petroleum, concessions and the success of the future development thereof. Deferred exploration costs primarily relate to SC 6.

	2023	2022
Cadlao and Bonita Block – Oil Field	\$642,180	\$642,180
Zambales and Dinagat Islands – Nickel	92,030	90,823
Others	20,665	20,665
	\$754,875	\$753,668

SC 6 and 6B Cadlao and Bonita Block

SC 6B Bonita Block is part of the retained area of the original SC 6 granted in 1973. The 10-year exploration period and the subsequent 25-year production period expired last February 2009.

In 2009, a 15-year extension period for the Bonita Block was requested from and subsequently granted by the DOE.

In 2018, one of the joint venturers, Phinma Energy Corporation (formerly, Trans-Asia Oil & Energy Corporation), relinquished its participating interest of 14.063% and assigned this to the remaining partners. The relinquishment and assignment of interest was approved by the DOE.

An in-house evaluation completed by the Operator, The Philodrill Corporation, in early 2016 shows the East Cadlao Prospect has marginal resources which cannot be developed on a “stand-alone” basis. However, it remains prospective being near the Cadlao Field, which lies in another contract area. In view of this, the Consortium has requested for the reconfiguration of SC 6B to append the Cadlao Field for possible joint development in the future. On March 14, 2018, the DOE approved the annexation of SC 6 to SC 6B. Subsequently, a seismic reprocessing program over East Cadlao and Cadlao Field will now be undertaken.

On October 17, 2019, Philodrill, as the current operator of the SC 6B, received DOE's approval for the transfer of 70% participating interest of the members of the consortium in SC 6B to Manta Oil Company Ltd. (MOCL / Manta Oil). As a result, the Parent Company's interest in SC 6B decreased to 4.909%.

In 2020, the work program and budget for the calendar year 2021 was submitted and approved by the DOE. However, the preparation and submission of a new Plan of Development (POD) was delayed due to the COVID-19 pandemic which caused travel restrictions and lockdowns. The POD should have been submitted by the 1st Quarter of 2021 for DOE evaluation. A request by Manta Oil was made to the DOE for an extension for the submission of the new Cadlao POD. The extension request was granted up to December 2021.



In 2021, MOCL was unable to submit to the DOE a new Plan of Development (POD) for the shut-in Cadlao Oilfield as well as proof of financial capability.

On December 2, 2021 Manta Oil issued a “Mutual Release of Claims” followed on December 6, 2021 by a “Notice of Withdrawal” re-assigning and transferring back to the Farmors / Joint Venture Partners their original participating interests in Bonita / Cadlao Block.

With restoration of the original participating interests to the SC-6B Consortium, the Philodrill Corporation resumed the role as the Operator of the contract area.

In a Partners’ Meeting held on December 13, 2021, Nido Petroleum Pty Ltd, one of the JV Partners, indicated in their proposal the following:

1. Increase its participating in SC-6B
2. Propose a Work Program & Budget (WP&B) for the calendar year 2022
3. Plan for an appraisal drilling of well(s) including the conduct of an Extended Well Test (EWT) in the Cadlao Field.

The increase will be by way of the other partners assigning up to 70% of their original interest to Nido Petroleum. Finally, a Deed of Assignment (DOA) of interest was drawn up and was submitted to the DOE for evaluation and approval.

Under the proposed FIA the assigning partners will be carried free by Nido Petroleum in the proposed 2022 Work Program & Budget, cost of appraisal drilling and EWT as well as implementation of the new Plan of Development. The carry free is up to the declaration of field commerciality.

The DOE approved last 19 December 2022 the following:

- The reassignment of interest to the SC-6B Joint Venture after the exit of Manta Oil Co. (MOCL) from SC-6B.
- The Deed of Assignment (DOA) of participating interest in SC-6B and transfer of Operatorship from Philodrill Corporation to Nido Petroleum Phil Ltd. This is in compliance with the related Farm In Agreement (FIA).
- The new participating interest of the Group after the withdrawal of MOCL and transfer of operatorship to Nido Petroleum decreased to 4.9092%, which was previously 16.364%.

Nido planned to drill the appraisal well and conduct the EWT in 2nd quarter of 2023. However, drilling has been pushed back due to challenges in rig availability. New schedule for the drilling is 2nd Quarter of 2024.

On December 7, 2023, the Department of Energy (DOE) has released the Department Circular (DC) No. DC2023-12-0033 “Guidelines on the Awarding of Petroleum Service Contracts for Development and Production”, whereas this circular emphasizes that an operator may apply for a Development and Production Petroleum Service Contracts through direct negotiation with DOE, provided, that the application be made prior to the expiration of the remaining production term. The SC 6B production term reached its 50-year contract limit and expired last February 28, 2024.

The Consortium applied for the renewal of the SC6B and submitted the Plan of Development on December 27, 2023.



Further, in January 2024, the Consortium submitted a Letter of Intent and pertinent financial, technical and legal documents to apply for a development and production petroleum service contract under DC 2023-12-0033.

As of audit report date, the application of the renewal of SC6B is in progress.

In 2023 and 2022, the Group performed impairment test for the deferred exploration costs since the service contract has already expired last February 28, 2024, and is currently being applied for a Development and Production Service Contract.

The recoverable amount of the deferred oil exploration cost as at December 31, 2023 and 2022 has been determined to be higher than its carrying value, based on a value-in-use calculation using cash flow projections approved by senior management covering a six-year period. The pre-tax discount rate applied to cash flow projections is 11.10% and 14.49% in 2023 and 2022, respectively. As a result of this analysis, management has not recognized any impairment for the deferred exploration costs.

The calculation of value-in-use for the deferred exploration costs is most sensitive to the forecasted oil prices which are estimated with reference to external market forecasts of Brent crude prices; volume of resources and reserves which are based on resources and reserves report prepared by the operations team; capital expenditure, production and operating costs which are based on the consortium operator's historical experience, approved work programs and budgets, and latest life of well models; and discount rate which were estimated based on the industry weighted average cost of capital (WACC), which includes the cost of equity and debt after considering the gearing ratio. The pre-tax discount rate applied to cashflow projections are 11.10% on December 31, 2023, and 14.75% on December 31, 2022.

As at December 31, 2023 and 2022, the carrying value of deferred exploration costs on SC6B amounted to \$0.66 million.

Exploration Permit Applications for Nickel and Other Associated Metals in Zambales and Dinagat Islands

As of December 31, 2023, the Group continues to secure Exploration Permits (EP) for nickel and other associated metals. OPMC has submitted applications to the Mines and Geosciences Bureau (MGB)- Regional Office No. III for five (5) areas in Zambales with a total area of approximately 13,816 hectares. OPMC has also submitted two applications to the MGB Regional Office No. XIII covering 863 hectares in Dinagat Islands.

In 2022, all five areas in Zambales were already designated by MGB Regional Office No. III as EXPAs No. 000231-III, EXPA No. 000232-III, EXPA No. 000233-III, EXPA No. 000240-III and EXPA No. 000241-III. MGB Regional Office No XIII also designated one area in Dinagat Islands as EXPA No. 000248- XIII.

The Department of Environment and Natural Resources (DENR) has granted the clearance to Mines and Geosciences Bureau Central Office (MGB CO) to approve and convert the EXPA No. 248-XIII in Libjo, Dinagat Islands (with total area of 358 hectares) of Oriental Petroleum and Minerals Corporation (OPMC or the Parent Company) to an Exploration Permit (EP).

On March 12, 2024, the Parent Company formally accepted and signed the EP in the MGB CO at North Avenue, Diliman, Quezon City.



As at December 31, 2023 and 2022, the carrying values of deferred exploration costs amounted to \$0.75 million. In 2023 and 2022, the Group capitalized deferred mine exploration costs amounting to \$0.01 million and \$0.73 million, respectively.

Decommissioning fund

On July 27, 2021, the Group received a Decommissioning Plan from the operator of SC 14C1 which provides for the terms upon which the wells, offshore installations, offshore pipelines and the Floating Production Storage and Offloading (FPSO) facility used in connection with the joint operations in respect of the Galoc Development shall be decommissioned and abandoned. As of December 31, 2023 and 2022, the decommissioning fund amounted to \$0.91 million and \$0.88 million, respectively (see Note 12).

12. Accounts and Other Payables

	2023	2022
Accounts payable	\$134,354	\$136,481
Dividends payable	690,292	448,595
Subscriptions payable	25,307	25,058
Others	6,056	7,288
	\$856,009	\$617,422

Accounts payable mainly consist of unpaid legal and consulting fees. These are noninterest-bearing and are normally settled in 30 to 60-day terms. These also include income taxes due.

Dividends payable include amounts payable to the shareholders of the Parent Company.

Others include statutory payables.

Provision for Plug and Abandonment

Galoc

On July 27, 2021, the Group received a Decommissioning Plan from the operator of SC 14C1 which provides for the terms upon which the wells, offshore installations, offshore pipelines and the Floating Production Storage and Offloading (FPSO) facility used in connection with the joint operations in respect of the Galoc Development shall be decommissioned and abandoned.

The Group has recognized provision for plug & abandonment amounting to \$1.09 million and \$1.02 million as of December 31, 2023 and 2022, respectively, which represents the present value of the Group's share in the decommissioning liability. The discount rate used on the determination of present value are 5.83% and 5.87% as of December 31, 2023 and 2022. The decommissioning activities for Galoc is expected to commence in 2025, hence the provision is recognized under non-current liabilities. The Group recognized accretion expense amounting to \$0.06 million, \$0.04 million and nil in 2023, 2022 and 2021, respectively.

Under the decommissioning plan, each party to the consortium has a liability to fund a percentage of the decommissioning cost equal to the party's percentage interest. Accordingly, the Group funded the decommissioning fund asset of the Joint Operation as of December 31, 2023 and 2022 amounting to \$0.91 million and \$0.88 million (see Note 8 and Note 11).



13. Capital Stock

Under the existing laws of the Republic of the Philippines, at least 60% of the Parent Company's issued capital stock should be owned by citizens of the Philippines for the Parent Company to own and hold any mining, petroleum or renewable energy contract area. As at December 31, 2023, total issued and subscribed capital stock of the Parent Company is 98.85% Filipino and 1.15% non-Filipino while as at December 31, 2022, it is 98.63% Filipino and 1.37% non-Filipino.

As at December 31, 2023 and 2022, this account consists of:

Class A - \$0.0004 (₱0.01) par value		
Authorized - 120 billion shares		
Issued and outstanding - 120 billion shares		\$49,361,387
Class B - \$0.0004 (₱0.01) par value		
Authorized - 80 billion shares		
Issued and outstanding - 80 billion shares		32,907,591
		82,268,978
Subscriptions receivable		
Subscribed - 475.97 million shares		(277,710)
Capital in excess of par value		3,650,477
		\$85,641,745

All shares of stock of the Parent Company enjoy the same rights and privileges, except that Class A shares shall be issued solely to Filipino citizens, whereas Class B shares can be issued either to Filipino citizens or foreign nationals. There were no issuances of additional common shares in 2023 and 2022. The Parent Company's track record of capital stock follows:

	Number of shares registered	Issue/offer price	Date of SEC approval	Number of holders as of yearend
Listing by way of introduction	10,000,000,000	₱0.01	Mar. 24, 1970	
Additions:				
	2,500,000,000	0.01	Mar. 23, 1981	
	37,500,000,000	0.01	Aug. 5, 1988	
	50,000,000,000	0.01	Nov. 14, 1989	
	100,000,000,000	0.01	May 31, 1995	
December 31, 2015	200,000,000,000			11,859
Deduct: Movement	-			(32)
December 31, 2016	200,000,000,000			11,827
Deduct: Movement	-			(121)
December 31, 2017	200,000,000,000			11,706
Deduct: Movement	-			(74)
December 31, 2018	200,000,000,000			11,632
Deduct: Movement	-			(29)
December 31, 2019	200,000,000,000			11,603
Deduct: Movement	-			(9)
December 31, 2020	200,000,000,000			11,594
Deduct: Movement	-			(25)
December 31, 2021	200,000,000,000			11,569
Deduct: Movement	-			(24)
December 31, 2022	200,000,000,000			11,545
Deduct: Movement	-			(21)
December 31, 2023	200,000,000,000			11,524



Cash Dividends

On June 28, 2023, the Parent Company's Board of Directors (BOD) approved the declaration of a cash dividend in the amount of \$0.00001 (PhP0.0005) per share or a total of \$1.79 million (PhP100 million) from the Company's unrestricted retained earnings as of December 31, 2022 to all stockholders of record as of July 27, 2023 and payable on August 18, 2023. As of December 31, 2023 and 2022, retained earnings available for dividend declaration amounted to \$4.97 million and \$3.14 million, which solely pertains to the Parent Company.

On June 23, 2022, the Parent Company's BOD approved the declaration of a cash dividend in the amount of \$0.00001 (₱0.0005) per share or a total of \$1.84 million (₱100 million) to the stockholders of record of common stocks as of July 22, 2022. As of December 31, 2022 and 2021, retained earnings available for dividend declaration amounts to \$3.14 million and \$4.87 million, respectively, which solely pertains to the Parent Company.

On June 29, 2021, the Parent Company's BOD approved the declaration of a cash dividend in the amount of \$0.00001 (₱0.0005) per share or a total of \$2.06 million (₱100 million) to the stockholders of record of common stocks as of July 28, 2021 coming from the Parent Company's unrestricted retained earnings as of December 31, 2020.

14. General and Administrative Expenses

	2023	2022	2021
Staff costs	\$572,783	\$556,788	\$540,462
Taxes and licenses	60,813	6,166	3,118
Professional fees	38,129	31,973	38,146
Rent (Note 19)	28,055	29,447	16,238
Transportation and communication	15,165	19,719	10,722
Association & Membership Fees	11,431	10,855	7,474
Messengerial services	9,642	9,828	9,536
Utilities	1,836	1,534	930
Advertising and publication	1,552	3,255	1,605
Insurance	1,070	952	1,314
Entertainment, amusement and recreation	496	160	1,587
Bank charges	256	361	1,530
Others	75,032	21,036	32,452
	\$816,260	\$692,074	\$665,114

Others include Philippine Depository and Trust Corporation (PDTC) fees, filing fees, office supplies, seminar and trainings, representation and repairs and maintenance.

15. Other Income (Charges)

In 2023 and 2022, other charges pertain to the accretion interest of the asset retirement obligation amounting to \$0.06 million and \$0.04 million, respectively, related to Galoc. Meanwhile, the other income in 2021 pertains to refunds from standby letter of credit and reversal of long-outstanding payables.



16. Retirement Plan

The Group has a funded, noncontributory defined benefit type of retirement plan covering substantially all of its employees. The benefits are based on defined contribution formula with a minimum lump-sum guarantee of one (1) month for every year of service up to 20 years and 1.5 months in excess of 20 years.

Under the existing regulatory framework, Republic Act (RA) 7641, The Retirement Pay Law, requires a provision for retirement pay to qualified private sector employees in the absence of any retirement plan in the entity, provided, however, that the employee's retirement benefits under any collective bargaining and other agreements shall not be less than those provided under the law. The law does not require minimum funding of the plan. The Group's retirement plan meets the minimum retirement benefit specified under RA 7641. The Group updates the actuarial valuation every year by hiring the services of a third party professionally qualified actuary. The latest actuarial report was for the year ended December 31, 2023.

Components of pension expense in the consolidated statements of income included in general and administrative expenses under 'Staff costs' account are as follows:

	2023	2022	2021
Current service cost	\$35,633	\$38,310	\$44,754
Net interest cost on defined benefit obligation	2,362	14,955	23,876
Total pension expense	\$37,995	\$53,265	\$68,630

Changes in the present value of defined benefit obligation follow:

	2023	2022
Balances at beginning of year	\$597,762	\$639,192
Current service cost	35,633	38,310
Interest cost on defined benefit obligation	42,938	28,822
Foreign currency translation adjustment	4,075	(54,505)
Remeasurement losses (gains) arising from:		
Experience adjustments	(7,578)	(79,132)
Financial assumptions	31,886	-
Demographic assumptions	-	25,075
Balances at end of year	\$704,716	\$597,762

	2023	2022
Fair value of plan assets at beginning of period	\$564,884	\$-
Net interest	40,613	13,867
Actual contributions	-	562,198
Remeasurement gain/(loss)	2,981	(11,181)
Fair value of plan assets at end of period	\$608,478	\$564,884



Retirement benefit obligation as presented in the consolidated statements of financial position:

	2023	2022
Present value of defined benefit obligation	\$704,716	\$597,762
Fair value of plan assets	(608,478)	(564,884)
Retirement benefit obligation	\$96,238	\$32,878

The amount of remeasurement gains (losses) recognized in OCI:

	2023	2022
Remeasurement gain/(loss) on retirement benefits liability	(\$25,255)	\$42,835
Income tax effect	(6,314)	(10,708)
	(\$18,941)	\$32,127

The table below shows the movement analysis of remeasurement gain (loss) on retirement benefits liability in the statements of financial position as at December 31, 2023 and 2022:

	2023	2022
Balance at beginning of year	\$168,232	\$136,105
Remeasurement gain (loss) arising from actuarial changes	(18,941)	32,127
Balance at end of year	\$149,291	\$168,232

The principal actuarial assumptions used in determining the pension liability for the Group's plan follow:

	2023	2022
Rate of salary increase	5.70%	5.70%
Discount rate	6.09%	7.14%

The sensitivity analysis below has been determined based on reasonably possible changes of each significant assumption on the defined benefit obligation as of the end of the reporting period, assuming all other assumptions were held constant:

	Increase (decrease)	Effect on defined benefit obligation	
		2023	2022
Discount rates	+100 basis points	(\$30,487)	(\$27,873)
	-100 basis points	34,671	32,373
Future salary increases	+1.00%	\$34,459	\$32,518
	-1.00%	(30,867)	(28,476)

It should be noted that the changes assumed to be reasonably possible at the valuation date are open to subjectivity, and do not consider more complex scenarios in which change other than those assumed may be deemed to be more reasonable.



Shown below is the maturity analysis of the undiscounted benefit payments as of December 31, 2023 and 2022:

	2023	2022
Less than 1 year	\$441,664	\$393,468
More than 1 year to 5 years	136,525	129,962
More than 5 years	347,040	105,727

The average duration of the defined benefit obligation is 4.6 years and 5.0 years as of December 31, 2023 and 2022, respectively.

17. Income Tax

Provision for (benefit from) income tax consists of:

	2023	2022	2021
Current			
MCIT	\$9,442	\$6,364	\$6,036
Final Tax	491,118	395,283	357,257
	500,560	401,647	363,293
Deferred	(106,939)	(34,283)	(325,644)
	\$393,621	\$367,364	\$37,649

The Group's net deferred tax liabilities as of December 31, 2023 and 2022 are detailed below:

	2023	2022
Deferred tax assets on:		
Provision for plug and abandonment	\$271,453	\$254,116
NOLCO	337,400	288,784
Unamortized past service cost	111,399	125,324
Pension liability	24,059	8,220
Unrealized foreign exchange loss	-	75,065
Excess MCIT over RCIT	-	11,885
	744,311	763,394
Deferred tax liability on:		
Excess of book over tax base of property and equipment	(1,490,193)	(1,505,756)
ARO asset	(21,258)	(27,650)
Unrealized foreign exchange gain	(229,999)	(340,380)
	(1,741,450)	(1,873,786)
Deferred tax liabilities – net	(\$997,139)	(\$1,110,392)

The Group did not recognize any deferred tax asset for excess MCIT over RCIT amounting to \$21,841 as at December 31, 2023.

NOLCO

On September 30, 2020, the BIR issued Revenue Regulations (RR) No. 25-2020 implementing Section 4(bbbb) of "Bayanihan to Recover As One Act" which states that the NOLCO incurred for



taxable years 2020 and 2021 can be carried over and claimed as a deduction from gross income for the next five (5) consecutive taxable years immediately following the year of such loss.

The Group has incurred NOLCO which can be claimed as deduction from the regular taxable income for the next three (3) consecutive taxable years, as follows:

Year Incurred	Amount	Expired	Balance	Expiry Year
2019	\$1,930,543	(\$1,930,543)	\$-	December 31, 2022
2022	124,154	-	124,154	December 31, 2025
2023	194,467	-	194,467	December 31, 2026
	<u>\$2,249,164</u>	<u>(\$1,930,543)</u>	<u>\$318,621</u>	

The Group has incurred NOLCO which can be claimed as deduction from the regular taxable income for the next five (5) consecutive taxable years pursuant to the Bayanihan to Recover As One Act.

Year Incurred	Amount	Applied/Expired	Balance	Expiry Year
2020	\$1,030,982	\$-	\$1,030,982	December 31, 2025

Excess of Minimum Corporate Income Tax over RCIT

On June 20, 2023, the Bureau of Internal Revenue issued Revenue Memorandum Circular (RMC) No. 69-2023 reverting the Minimum Corporate Income Tax (MCIT) rate to 2% of gross income effective July 1, 2023 pursuant to Republic Act (RA) No. 11534, otherwise known as the “Corporate Recovery and Tax Incentives for Enterprises (CREATE)” Act. MCIT rate was previously reduced from 2% to 1% effective July 1, 2020 to June 30, 2023 upon the effectivity of CREATE Act in 2021.

Consequently, the Company recognized MCIT using the effective rate of 1.5% in 2023 in accordance with RMC 69-2023.

As of December 31, 2023, the Parent Company’s Minimum Corporate Income Tax (MCIT) due was higher than RCIT. The difference of MCIT over RCIT can be claimed as deduction against RCIT due for the next three (3) consecutive years pursuant to Section 27E of the National Internal Revenue Code, as follows:

Year Incurred	Amount	Applied/Expired	Balance	Expiry Year
2023	\$9,442	\$-	\$9,442	December 31, 2026
2022	6,364	-	6,364	December 31, 2025
2021	6,035	-	6,035	December 31, 2024
	<u>\$21,841</u>	<u>\$-</u>	<u>\$21,841</u>	



The reconciliation of the statutory income tax rate to the effective income tax follows:

	2023	2022	2021
Statutory income tax rate	25.00%	25.00%	25.00%
Tax effects of:			
Nondeductible expense	10.18	122.12	41.02
Interest income subjected to final tax	(2.94)	(11.86)	(26.38)
Income exempt from tax	(8.80)	(38.92)	(27.87)
Dividend income	(13.76)	(63.38)	(40.37)
Changes in unrecognized deferred tax assets	(0.51)	–	35.17
Effect of change in income tax rate	–	–	(25.40)
Others	–	–	21.05
Effective income tax rate	9.17%	32.96%	2.22%

18. Basic/Diluted Earnings Per Share

The Group's earnings per share were computed as follows:

	2023	2022	2021
Net income	\$3,896,582	\$747,251	\$1,659,970
Divided by weighted average number of common shares outstanding	200,000,000,000	200,000,000,000	200,000,000,000
	\$0.000019	\$0.000004	\$0.000008

There were no outstanding potentially dilutive common shares for the years ended December 31, 2023, 2022 and 2021.

19. Related Party Transactions

Parties are related if one party has the ability, directly or indirectly, to control the other party or exercise significant influence over the other party in making financial and operating decisions; and the parties are subject to common control. Related parties may be individuals or corporate entities.

The Group's material related party transactions (MRPT) pertaining to transactions made with the same related party, which are, individually or in aggregate over a twelve (12) – month period amounting to ten percent (10%) or higher of the Group's total consolidated assets based on its latest audited financial statements shall be reviewed by the Group's audit committee before the transaction is executed and commenced. If not identified beforehand, the MRPT shall be immediately reviewed by the Audit Committee upon its identification

All individual MRPTs shall be approved by at least two-thirds (2/3) vote of the Board of Directors, with at least a majority of the Independent Directors voting to approve the MRPT. In case that a majority of the Independent Directors' vote is not secured, the MRPT may be ratified by the vote of the stockholders representing at least two thirds (2/3) of the outstanding capital stock. Aggregate RPT



transactions within a twelve (12) – month period that meets or breaches the materiality threshold shall require the same Board approval.

The amounts and the balances arising from the significant related party transactions are as follows:

2023				
	Amount/ Volume	Outstanding Balance	Terms	Conditions
Entities under common control of JGSHI				
a. Cash and cash equivalents (Note 6)	\$-	\$4,168,380	Interest-bearing at prevailing market rate; 5.00% to 5.80% per annum; due and demandable	No impairment
Interest income	42	-	-	-
b. Rent (Note 14)	28,055	-	Noninterest-bearing payable on demand	Unsecured
2022				
	Amount/ Volume	Outstanding Balance	Terms	Conditions
Entities under common control of JGSHI				
b. Cash and cash equivalents (Note 6)	\$-	\$10,226,231	Interest-bearing at prevailing market rate; 3.40% to 5.50% per annum; due and demandable	No impairment
Interest income	95,358	-	-	-
b. Rent (Note 14)	29,447	-	Noninterest-bearing payable on demand	Unsecured

- a. The Group has money market placements with an affiliated bank, a subsidiary of a stockholder.
- b. The Group entered into a lease agreement with an affiliate covering the office space it occupies, which is renewable annually. The Group applied the ‘short-term lease’ and lease of ‘low-value assets’ recognition exemption for these leases. Total rental expense recognized in general and administrative expenses under the consolidated statement of comprehensive income under these lease agreements amounted to \$28,055, \$29,447, and \$16,238 in 2023, 2022 and 2021, respectively.

Compensation of key management personnel of the Group follows:

	2023	2022	2021
Short-term employee benefits	\$292,036	\$282,807	\$279,524
Post-employment benefits	34,172	49,287	61,552
	\$326,208	\$332,094	\$341,076

20. Financial Risk Management Objectives and Policies

The Group’s principal financial instruments comprise of cash in banks and cash equivalents, receivables, equity instruments at FVOCI, debt instruments at amortized costs and accounts and other payables (excluding statutory liabilities). The main objectives of the Group’s financial risk management are as follow:

- to identify and monitor such risks on an ongoing basis;
- to minimize and mitigate such risks; and
- to provide a degree of certainty about costs.

The main risks arising from the Group’s financial instruments are liquidity, credit, foreign currency, and equity price risk.



The Group's risk management policies are summarized below:

a) *Liquidity risk*

Liquidity risk is the risk that an entity will encounter difficulty in meeting obligations associated with financial liabilities. The Group seeks to manage its liquidity profile to be able to finance its operations, capital expenditures and service maturing debts.

The Group monitors its cash flow position and overall liquidity position in assessing its exposure to liquidity risk. The Group maintains a level of cash and cash equivalents deemed sufficient to finance operations and to mitigate the effects of fluctuation in cash flows.

As of December 31, 2023, and 2022, all financial liabilities are expected to mature within one (1) year. All commitments up to a year are either due within the time frame or are payable on demand.

The table below summarizes the maturity profile of the Group's financial assets and liabilities based on remaining undiscounted contractual obligations:

	2023			Total
	On Demand	Less than a year	One year or more	
Financial Assets				
Cash in banks and cash equivalents	\$17,186,535	\$-	\$-	\$17,186,535
Receivables:				
Due from operators	-	54,707	-	54,707
Interest receivable	-	363,252	-	363,252
Dividend receivable	-	207,205	-	207,205
Investments:				
Equity instruments at FVOCI	-	-	21,212,455	21,212,455
Debt instruments at amortized cost	-	6,028,758	30,789,587	36,818,345
Other Financial Liabilities				
Accounts and other payables*	859,395	-	-	859,395
Net financial assets	\$16,327,140	\$6,653,922	\$52,002,042	\$74,983,104

*Excludes statutory payables

	2022			Total
	On Demand	Less than a year	One year or more	
Financial Assets				
Cash in banks and cash equivalents	\$16,370,844	\$-	\$-	\$16,370,844
Receivables:				
Due from operators	-	56,080	-	56,080
Interest receivable	-	263,220	-	263,220
Dividends receivable	-	72,600	-	72,600
Investments:				
Equity instruments at FVOCI	-	-	26,616,788	26,616,788
Debt instruments at amortized cost	-	-	30,613,863	30,613,863
Other Financial Liabilities				
Accounts and other payables*	609,107	-	-	609,107
Net financial assets	\$15,761,737	\$391,900	\$57,230,651	\$73,384,288

*Excludes statutory payables

Correspondingly, the financial assets that can be used by the Group to manage its liquidity risk consist of cash and cash equivalents, and receivables of December 31, 2023 and 2022, which are usually on demand or collectible within a term of 30 days.



b) *Credit risk*

Credit risk is the risk that a counterparty will not meet its obligations under a financial instrument or customer contract, leading to a financial loss. The Group trades only with its dealers. Receivable balances are monitored on an ongoing basis with the result that the Group's exposure to bad debts is not significant. As of December 31, 2023 and 2022, the Group only has trade receivables from the operator of SC 14C1 pertaining to sales of crude oil not yet distributed to consortium members. The Group does not expect a probability of default, given that the receivable is supported by a distribution agreement from the consortium operator.

The investment of the Group's cash resources is managed to minimize risk while seeking to enhance yield. The holding of debt instruments at amortized cost exposes the Group to credit risk of the counterparty, with a maximum exposure equal to the carrying amount of the financial assets, if the counterparty is unwilling or unable to fulfill its obligation. Credit risk management involves entering into transactions with counterparties that have acceptable credit standing.

Credit risk from balances with banks and financial institutions is managed by the Group's treasury department in accordance with the Group's policy and are considered to be with very low credit risk.

The Group's debt investments measured at amortized cost comprise solely of quoted bonds that are graded in the top investment category (Very Good and Good) by credit rating agencies and therefore, are considered to be low credit risk investments.

The table below shows the maximum exposure to credit risk for the components of the consolidated statements of financial position:

	2023	2022
Financial assets at amortized cost		
Cash in banks and cash equivalents	\$17,186,535	\$16,370,844
Due from operators	54,707	56,080
Interest receivable	363,252	263,220
Dividends receivable	207,205	72,600
Debt instruments at amortized cost	36,818,345	30,613,863
	\$54,630,044	\$47,376,607

c) *Foreign currency risk*

Foreign currency risk is the risk that the fair value or future cash flows of a financial instrument will fluctuate because of changes in foreign exchange rates. The Group's principal transactions are carried out in Philippine Peso and its exposure to foreign currency exchange risk arises from purchases in currencies other than the Group's functional currency. The Group believes that its profile of foreign currency exposure on its assets and liabilities is within conservative limits in the type of business in which the Group is engaged.

The Group's foreign exchange risk results primarily from movements of U.S. Dollar against other currencies. As a result of the Group's investments and other transactions in Philippine Peso, the consolidated statements of income can be affected significantly by movements in U.S. Dollars.



The following table shows the foreign currency-denominated assets and liabilities expressed in Philippine Peso (PHP) and their U.S. Dollar (USD) equivalents as of December 31:

	2023		2022	
	In PHP ⁽¹⁾	In USD	In PHP ⁽¹⁾	In USD
Financial Assets				
Cash and cash equivalents	₱463,693,517	\$8,344,764	₱232,518,622	\$4,143,239
Dividend receivable	11,513,778	207,205	4,115,809	72,600
Interest receivable	15,068,365	271,175	13,497,398	240,510
Equity instruments at FVOCI	1,178,712,465	21,212,455	1,493,734,168	26,616,788
Debt instruments at amortized cost	1,768,050,000	31,818,345	1,718,050,000	30,613,863
	3,437,038,125	61,853,944	3,461,915,997	\$61,687,000
Other Financial Liabilities				
Accounts and other payables	47,397,218	856,009	33,628,737	623,786
Net foreign currency- denominated assets	₱3,389,640,907	\$60,997,935	₱3,428,287,260	\$61,063,214

¹ The exchange rates used as of December 31, 2023 and 2022 are \$0.01800 to ₱1 and \$0.01782 to ₱1, respectively.

The following table demonstrates sensitivity to a reasonably possible change in the Philippine Peso exchange rate, with all other variables held constant, of the Group's income before income tax in 2023, 2022 and 2021. There is no other impact on the Group's equity other than those already affecting income.

The sensitivity is based on the historical volatility of exchange rate of US Dollar against Philippine Peso during the current year. The analysis is based on the assumption that current year's volatility will be the same in the following year.

	Change in PHP rate	Effect on income before income tax
2023	+1.68%	\$1,203,190
	-1.14%	(815,064)
2022	+2.48%	\$1,511,384
	-1.85%	(1,128,062)
2021	+1.73%	\$1,361,939
	-0.61%	(479,774)

d) *Equity price risk*

Equity price risk is the risk that the fair values of investments in quoted equity securities could decrease as a result of changes in the prices of equity indices and the value of individual stocks. The Group is exposed to equity securities price risk because of investments held by the Parent Company, which are classified in the consolidated statements of financial position as equity instruments at FVOCI.

The following table shows the sensitivity of the Group's equity (through OCI) from changes in the carrying value of the Group's equity instruments at FVOCI due to reasonably possible changes in the Philippine Stock Exchange index (PSEi), with all other variables held constant. The analysis links PSEi changes, which proxies for general market movements, to individual stock prices through adjusted betas of each individual stock. Betas are coefficients depicting the sensitivity of individual stock prices to market movements.



The sensitivity is based on the historical volatility of PSEi for the current year. The analysis is based on the assumption that current year's PSEi volatility will be the same in the following year.

	Percentage Change in PSEi	Effect on OCI
2023	+11.90	\$73,580
	-11.90	(73,580)
2022	+20.6%	\$43,037
	-20.6%	(43,037)
2021	+18.6%	\$51,364
	-18.6%	(51,364)

Capital Management

The primary objective of the Group's capital management is to ensure that it maintains a strong credit rating in order to support its business and maximize shareholder value.

The Group manages its capital structure and makes adjustments to it, in light of changes in economic conditions. To maintain or adjust the capital structure, the Parent Company may adjust the dividend payment to shareholders or issue new shares.

The Group considers its capital stock (net of any subscription receivable) and retained earnings which amounted to \$91.32 million and \$89.22 million as of December 31, 2023 and 2022, respectively, as its capital employed. No changes were made in the objectives, policies or processes during the years ended December 31, 2023 and 2022.

Fair Values

Due to the short-term nature of the transactions, the carrying values of cash in banks and cash equivalents, receivables, accounts and other payables (excluding statutory liabilities) approximate the fair value.

The fair value of the equity instruments at FVOCI that are actively traded in organized financial markets is determined by reference to quoted market bid prices at the close of business as of the reporting date.

The fair value of the debt instruments at amortized cost that are actively traded in organized financial markets is determined by reference to quoted market bid prices at the close of business as of the reporting date. Fair value of debt instruments at amortized cost measured under Level 1 amounted to \$36.05 million and \$31.85 million, while its carrying amounts are \$36.82 million and \$30.61 million as at December 31, 2023 and 2022, respectively (see Note 9).

Fair Value Hierarchy

The Group uses the following hierarchy for determining and disclosing the fair value of financial instruments by valuation technique:



As at December 31, 2023 and 2022, set out below is table of financial assets measured under Level 1. There has been no transfer from Level 1 to Level 2 or 3 categories in 2023, 2022 and 2021.

	2023		
	Fair value measurement using		
	Quoted prices in active market (Level 1)	Significant observable inputs (Level 2)	Significant unobservable inputs (Level 3)
Equity instruments at FVOCI	\$21,212,455	\$-	\$-

	2022		
	Fair value measurement using		
	Quoted prices in active market (Level 1)	Significant observable inputs (Level 2)	Significant unobservable inputs (Level 3)
Equity instruments at FVOCI	\$26,616,788	\$-	\$-

21. Operating Segment

Operating segments are components of an enterprise for which separate financial information is available that is evaluated regularly by the chief operating decision-makers who are the Chief Executive Officer and Chief Operations Officer, in deciding how to allocate resources and in assessing performance. Generally, financial information is reported on the basis that is used internally for evaluating segment performance and allocating resources to segments. The Group only operates in one geographical location, thus, no information on geographical segments is presented.

The Group derives its revenues only from the participating interests in various SCs of the Parent Company and LOGPOCOR, with segment assets and liabilities amounting to \$89.83 million and \$2.05 million, respectively, as of December 31, 2023 and \$88.31 million and \$1.67 million, respectively as of December 31, 2022. Segment's revenue and net income amounted to \$3.02 million and \$3.90 million, respectively, in 2023, to \$3.61 million and \$0.75 million, respectively, in 2022, \$3.51 million and \$1.66 million, respectively, in 2021. Segment assets and segment liabilities exclude deferred tax assets and liabilities.

22. Subsequent Events

Application for Development and Production Petroleum Service Contract (DPPSC) – SC 6 and 6B Cadlao and Bonita Block

In January 2024, the Consortium submitted a Letter of Intent and pertinent financial, technical and legal documents to apply for a development and production petroleum service contract under DC 2023-12-0033.

As of audit report date, the application of the renewal of SC6B is in progress.



Exploration Permit Applications for Nickel and Other Associated Metals in Zambales and Dinagat Islands

The Department of Environment and Natural Resources (DENR) has granted the clearance to Mines and Geosciences Bureau Central Office (MGB CO) to approve and convert the EXPA No. 248-XIII in Libjo, Dinagat Islands (with total area of 358 hectares) of Oriental Petroleum and Minerals Corporation (OPMC or the Parent Company) to an Exploration Permit (EP).

On March 12, 2024, the Parent Company formally accepted and signed the EP in the MGB CO at North Avenue, Diliman, Quezon City.

23. Approval of Consolidated Financial Statements

The consolidated financial statements were authorized for issue by the BOD on April 8, 2024.



INDEPENDENT AUDITOR'S REPORT ON SUPPLEMENTARY SCHEDULES

The Board of Directors and Stockholders
Oriental Petroleum and Minerals Corporation
34th Floor, Robinsons Equitable Tower
ADB Avenue, Ortigas Center, Pasig City

We have audited in accordance with Philippine Standards on Auditing, the consolidated financial statements of Oriental Petroleum and Minerals Corporation and its Subsidiaries (the Group) as at December 31, 2023 and 2022 and for each of the three years in the period ended December 31, 2023, included in this Form 17-A, and have issued our report thereon dated April 8, 2024. Our audits were made for the purpose of forming an opinion on the basic consolidated financial statements taken as a whole. The schedules listed in the Index to the Supplementary Schedules are the responsibility of the Group's management. These schedules are presented for the purpose of complying with Revised Securities Regulation Code Rule 68, and are not part of the basic consolidated financial statements. These schedules have been subjected to the auditing procedures applied in the audit of the basic consolidated financial statements and, in our opinion, fairly state, in all material respects, the information required to be set forth therein in relation to the basic consolidated financial statements taken as a whole.

SYCIP GORRES VELAYO & CO.



Jennifer D. Ticlao

Partner

CPA Certificate No. 109616

Tax Identification No. 245-571-753

BOA/PRC Reg. No. 0001, August 25, 2021, valid until April 15, 2024

BIR Accreditation No. 08-001998-110-2023, September 12, 2023, valid until September 11, 2026

PTR No. 10082023, January 6, 2024, Makati City

April 8, 2024



INDEPENDENT AUDITOR'S REPORT ON COMPONENTS OF FINANCIAL SOUNDNESS INDICATORS

The Board of Directors and Stockholders
Oriental Petroleum and Minerals Corporation
34th Floor, Robinsons Equitable Tower
ADB Avenue, Ortigas Center, Pasig City

We have audited in accordance with Philippine Standards on Auditing, the consolidated financial statements of Oriental Petroleum and Minerals Corporation and its Subsidiaries (the Group) as at December 31, 2023 and 2022 and for each of the three years in the period ended December 31, 2023, and have issued our report thereon dated April 8, 2024. Our audits were made for the purpose of forming an opinion on the basic consolidated financial statements taken as a whole. The Supplementary Schedule on Financial Soundness Indicators, including their definitions, formulas, calculation, and their appropriateness or usefulness to the intended users, are the responsibility of the Group's management. These financial soundness indicators are not measures of operating performance defined by Philippine Financial Reporting Standards (PFRSs) and may not be comparable to similarly titled measures presented by other companies. This schedule is presented for the purpose of complying with the Revised Securities Regulation Code Rule 68 issued by the Securities and Exchange Commission, and is not a required part of the basic consolidated financial statements prepared in accordance with PFRSs. The components of these financial soundness indicators have been traced to the Group's consolidated financial statements as at December 31, 2023 and 2022 and for each of the three years in the period ended December 31, 2023 and no material exceptions were noted.

SYCIP GORRES VELAYO & CO.



Jennifer D. Ticlao

Partner

CPA Certificate No. 109616

Tax Identification No. 245-571-753

BOA/PRC Reg. No. 0001, August 25, 2021, valid until April 15, 2024

BIR Accreditation No. 08-001998-110-2023, September 12, 2023, valid until September 11, 2026

PTR No. 10082023, January 6, 2024, Makati City

April 8, 2024



ORIENTAL PETROLEUM AND MINERALS CORPORATION AND SUBSIDIARIES

INDEX TO THE SUPPLEMENTARY SCHEDULES

A. Financial Assets in Equity Securities

B. Amounts Receivable from Directors, Officers, Employees, Related Parties and Principal Stockholders (other than related parties)

C. Amounts Receivable from Related Parties which are Eliminated During the Consolidation of Financial Statements

D. Intangible Assets

E. Long-term debt

F. Indebtedness to Related Parties (Long term Loans from Related Companies)

G. Guarantees of Securities of Other Issuers

H. Capital Stock

Annex 68-D. Reconciliation of Unappropriated Retained Earnings Available For Dividend Declaration

Annex 68-E. Financial Soundness Indicators

ORIENTAL PETROLEUM AND MINERALS CORPORATION AND SUBSIDIARIES

SUPPLEMENTARY INFORMATION AND DISCLOSURES REQUIRED ON REVISED SRC RULE 68 DECEMBER 31, 2023

Schedule A. Financial Assets

The Group's financial assets include investments in quoted equity securities and corporate bonds.

Below is the detailed schedule of financial assets in equity securities and corporate bonds of the Group as of December 31, 2023:

Name of Issuing Entity and Association of Each Issue	Amount Shown in the Consolidated Statement of Financial Position	Value Based on Market Quotation at end of year	Income Received and Accrued
Debt Instruments at Amortized Cost			
Various	\$36,818,345	\$36,046,879	\$1,917,699
Equity Instruments at Fair Value through Other Comprehensive Income			
Various	21,212,455	21,212,455	1,509,977
Total	\$58,030,800	\$57,259,334	\$3,427,676

Schedule B. Amounts Receivable from Directors, Officers, Employees, Related Parties and Principal Stockholders (other than related parties)

The Group has no receivable from directors, officers, employees, related parties and principal stockholders above ₱1 million (\$17,996) or 0.02% of total consolidated assets as of December 31, 2023.

Schedule C. Amounts Receivable from Related Parties which are Eliminated During the Consolidation of Financial Statements

Below is the schedule of receivables (payables) with related parties, which are eliminated in the consolidated financial statements as of December 31, 2023.

	Balance at beginning of period	Additions	Amounts collected	Amounts written-off	Current	Non-current	Balance at end of period
Linapacan Oil, Gas and Power Corporation	(\$19,631,627)	(\$20,797)	\$-	\$-	\$-	(\$19,652,424)	(\$19,652,424)
Oriental Land Corporation	(6,953)	(69)	-	-	-	(7,022)	(7,022)
Oriental Mahogany Woodworks, Inc.	82,488	821	-	-	-	83,309	83,309
	(\$19,556,092)	(\$20,045)	\$-	\$-	\$-	(\$19,576,137)	(\$19,576,137)

Schedule D. Long-term Debt

The Group has no long-term debt as of December 31, 2023.

Schedule E. Indebtedness to Related Parties (Long-Term Loans from Related Companies)

The Group has no outstanding liabilities to related parties as of December 31, 2023.

Schedule F. Guarantees of Securities of Other Issuers

The Group does not have guarantees of securities of other issuers as of December 31, 2023.

Schedule G. Capital Stock

Title of issue	Number of shares authorized	Number of shares issued and outstanding as shown under related balance sheet caption	Number of shares reserved for options, warrants, conversion and other rights	Number of shares held by related parties	Directors, Officers and Employees	Others
Common Shares	200,000,000,000	200,000,000,000	-	73,312,887,015	3,079,119,214	123,607,993,771

Reconciliation of Retained Earnings Available for Dividend Declaration

For the reporting period ended December 31, 2023

Oriental Petroleum and Minerals Corporation

34th Floor, Robinsons Equitable Tower, ADB Avenue, Ortigas Center, Pasig City

Unappropriated Retained Earnings, as adjusted to available for dividend distribution, beginning		\$3,135,864
Add: <u>Category A</u> :		
Items that are directly credited to Unappropriated Retained Earnings		
Reversal of Retained Earnings Appropriation	–	
Effect of restatements or prior period adjustments	–	–
Less: <u>Category B</u>: Items that are directly debited to Unappropriated Retained Earnings		
Dividend declaration during the reporting period	1,794,076	
Retained Earnings appropriated during the reporting period	–	1,794,076
Unappropriated Retained Earnings, as adjusted		1,341,788
Add/Less: Net income for the current year		3,891,704
Less: <u>Category C.1</u> :		
Unrealized income recognized in the profit or loss during the reporting period (net of tax)		
Unrealized foreign exchange gain, except those attributable to cash and cash equivalents		262,931
Sub-total		262,931
Add: <u>Category C.2</u>: Unrealized income recognized in the profit or loss in prior reporting periods but realized in the current reporting period (net of tax)		
Realized foreign exchange gain, except those attributable to cash and cash equivalents	–	
Other realized gains or adjustments to the retained earnings as a result of certain transactions accounted for under PFRS	–	–
Add: <u>Category C.3</u>: Unrealized income recognized in profit or loss in prior periods but reversed in the current reporting period (net of tax)		
Reversal of previously recorded foreign exchange gain, except those attributable to cash and cash equivalents.	–	
Sub-total	–	–
Adjusted Net Income/Loss		3,628,773
Add: <u>Category D</u>: Non actual losses recognized in profit or loss during the reporting period (net of tax)		
Depreciation on revaluation increment	–	–
Add/less: <u>Category E</u>: Adjustments related to relief granted by the SEC and BSP		
Total amount of reporting relief granted during the year	–	
Amortization of the effect of reporting relief	–	–

Less: Category F: Other items that should be excluded from the determination of the amount available for dividends distribution

Net movement of treasury shares (except for reacquisitions or redeemable shares)	—	
Net movement of deferred tax assets not considered in the reconciling items under the previous categories	—	
Others	—	—
Total Retained Earnings, end of the reporting period available for dividend declaration		<u><u>\$4,970,561</u></u>

**ORIENTAL PETROLEUM AND MINERALS CORPORATION
AND SUBSIDIARIES**

ANNEX 68-E. SCHEDULE OF FINANCIAL SOUNDNESS INDICATORS

Below are the financial ratios that are relevant to the Group for the years ended December 31, 2023 and 2022:

Financial ratios		2023	2022
Current ratio	$\frac{\text{Current assets (CA)}}{\text{Current liabilities (CL)}}$	29:1	28:1
Acid test ratio	$\frac{\text{Current assets (CA)} - \text{Inventory} - \text{Prepayments}}{\text{Current liabilities (CL)}}$	28:1	27:1
Solvency ratio			
Debt-to-equity ratio		Not Applicable	
Asset-to-equity ratio	$\frac{\text{Total assets}}{\text{Total equity}}$	1.04:1	1.03:1
Interest rate coverage ratio		Not Applicable	
Return on equity	$\frac{\text{Net income}}{\text{Average equity}}$	4.52%	0.84%
Return on assets	$\frac{\text{Net income}}{\text{Average assets}}$	4.37%	0.82 %
Gross profit margin	$\frac{\text{Gross income}}{\text{Total Revenue}}$	21.08%	41.31%
Net working capital ratio	$\frac{\text{CA} - \text{CL}}{\text{Total assets}}$	0.27:1	0.19:1

ORIENTAL PETROLEUM AND MINERALS CORPORATION AND SUBSIDIARIES

MAP OF THE RELATIONSHIPS OF THE COMPANIES WITHIN THE GROUP FOR THE YEAR ENDED DECEMBER 31, 2023

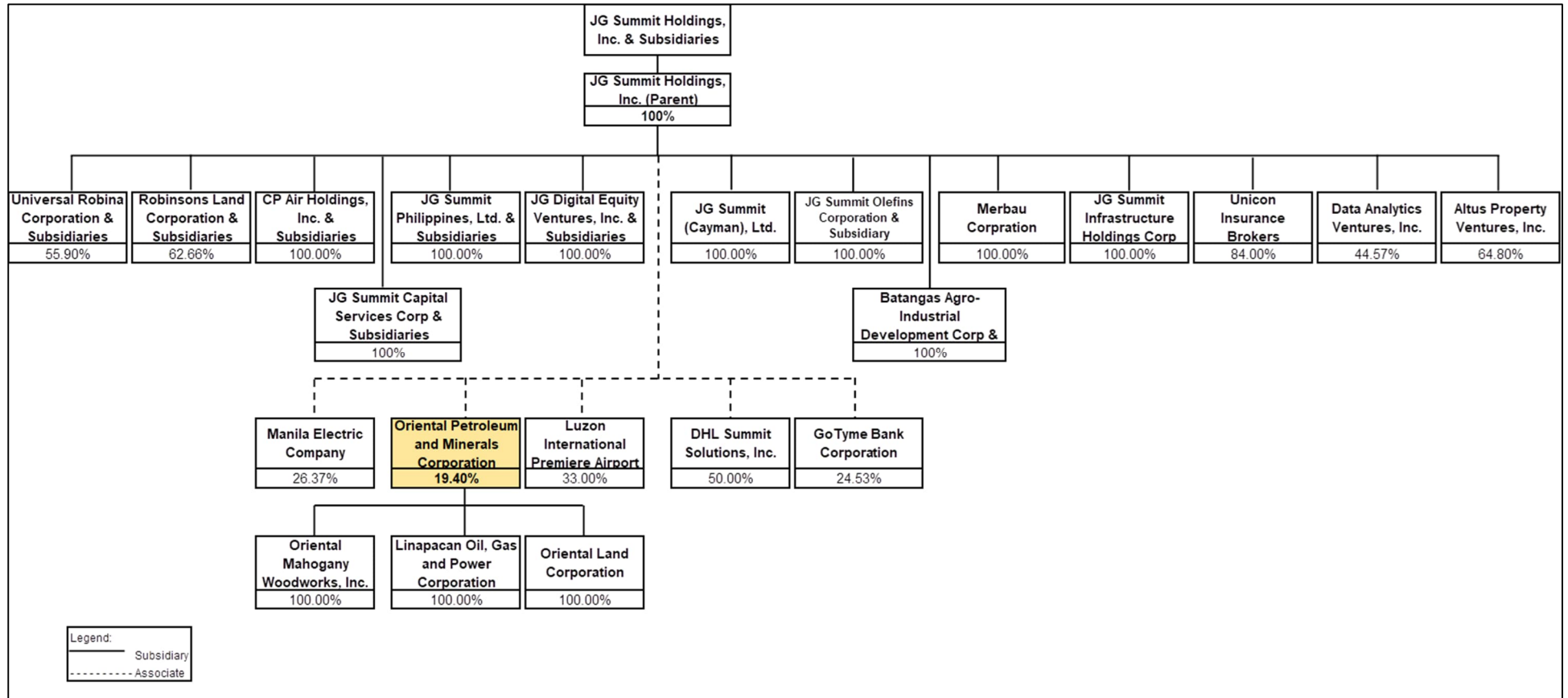


TABLE OF CONTENTS

PART I - - FINANCIAL INFORMATION

Item 1 Financial Statements

Audited Consolidated Balance Sheet as at December 31, 2023, and
Unaudited Consolidated Balance Sheet as at March 31, 2024

Unaudited Consolidated Statements of Income for the Three Months
Ended March 31, 2023 and 2024

Unaudited Consolidated Statements of Comprehensive Income for the Three
Months Ended March 31, 2023 and 2024

Unaudited Consolidated Statements of Changes in Equity for the Three Months
Ended March 31, 2023 and 2024

Unaudited Consolidated Statements of Cash Flows for the Three Months
Ended March 31, 2023 and 2024

Notes to the Unaudited Consolidated Financial Statements

Item 2 Management's Discussion and Analysis of Financial Condition and Results of Operations

PART II - - OTHER INFORMATION

SIGNATURE

PART I – FINANCIAL INFORMATION

Item 1. Financial Statements

The unaudited consolidated financial statements are filed as part of this Form 17-Q

- a. Audited Consolidated Balance Sheet as at December 31, 2023, and Unaudited Consolidated Balance Sheet as at March 31, 2024
- b. Unaudited Consolidated Statements of Income for the Three Months Ended March 31, 2023 and 2024
- c. Unaudited Consolidated Statements of Comprehensive Income for the Three Months Ended March 31, 2023 and 2024
- d. Unaudited Consolidated Statements of Changes in Equity for the Three Months Ended March 31, 2023 and 2024
- e. Unaudited Consolidated Statements of Cash Flows for the Three Months Ended March 31, 2023 and 2024
- f. Notes to the Unaudited Consolidated Financial Statements

The above financial statements are prepared in conformity with accounting principles generally accepted in the Philippines. Included in this report is summary of the Company's significant accounting policies.

The Company followed the same accounting policies and methods of computation in the interim financial statements for the 1st Quarter of 2024 as compared with the most recent annual audited financial statements ending December 31, 2023.

Attached are the interim financial statements for and as of March 31, 2024.

The Company' management discloses the following:

- Interim operations are not cyclical and or seasonal;
- There are no items affecting assets, liabilities, equity, net income, or cash flows that are unusual in nature, amount, size, or incidents;
- There are no changes in the amounts reported in prior interim periods of the current financial year or changes in estimates of amounts reported in prior financial years;
- There have been no issuances, repurchases, and repayments of debt and equity securities;
- The Company maintains no business or geographical segment;
- There are no material events subsequent to the end of the interim period (January - March 2024) that have not been reflected in the interim reports;
- There have been no changes in the composition of the Company such as business combinations, acquisition or disposal of subsidiaries and long-term investments, restructurings and discontinuing operations;
- There are no contingent liabilities or contingent assets since the last annual balance sheet date ending December 31, 2023.
- There exists no material contingencies and any other events or transactions that are material to an understanding of the current interim period.

Item 2. Management's Discussion and Analysis of Financial Condition and Results of Operations

Business Overview

Oriental Petroleum and Minerals Corporation (OPMC) is a Philippine corporation incorporated on December 22, 1969 with the purpose of exploring, developing and producing petroleum and mineral resources in the Philippines. As an exploration company, OPMC's operational activities depend principally on its Service Contracts with the government.

The Company, together with other oil exploration companies (collectively referred to as "a or the Contractor"), entered into a Service Contract (SC) with the Philippine Government, through the Department of Energy (DOE), for the exploration, development and exploitation of certain contract areas situated in offshore Palawan where oil discoveries were made.

The Company's petroleum revenues and production and related expenses are derived from SC 14 Contract Area. SC 14 is composed of four Blocks, Block - A (Nido), Block - B (Matinloc), Block - C (Galoc & West Linapacan) and Block - D (designated as the Retention Area). West Linapacan and Block - D are the non-producing areas. West Linapacan is currently under evaluation for re-activation after it was shut-in in 1995 due to water intrusion.

After reaching its economic limits, production in the Nido and Matinloc oilfields was terminated permanently in March 2019 and seven production wells in Nido (3 out of 5), Matinloc (3), and North Matinloc (1) were successfully plugged and abandoned in May 2019. The plug and abandonment of the two remaining wells in Nido oilfield was completed in 2020.

In February 2021, SC 14 - A Nido, B/B1 Matinloc, and D Retention Block were relinquished to the DOE. By the end of December 31, 2021, the Nido-AP/AW, Nido-BW and Matinloc platforms have been turned over to the DOE after the production wells have been plugged and abandoned, and the processing equipment and wellheads removed.

Sale of Crude Oil Data for the period ended March 31, 2024 and 2023

Area	Volume (in bbls.)		Average Selling Price (in US\$/bbl.)	
	2024	2023	2024	2023
Galoc	196,826	136,087	79.95	81.36

Production from Galoc were sold and delivered to various customers. Sale is effected through physical transfer/delivery of crude oil from offshore production site from storage and processing ship to oil tanker of the buyer.

SCs and Geophysical Survey and Exploration Contracts (GSECs) are the principal properties of the Company and owned by the State.

The contractors are bound to comply in the work obligations provided in the contract with the DOE. They should provide at their own risk the financing, technology and services needed in the performance of their obligations. Failure to comply with their work obligations means that they should pay the government the amount they should have spent had they pushed through with their undertaking. Operating agreement among the participating companies governs their rights and obligations under the contract.

Financial and Operational Highlights

in thousand dollars (except exchange rates and number of employees)

As of and for the period ended March 31 (Unaudited)

	2024	2023	Change
Income Statement data			
Revenues from petroleum operations	1,243.04	874.56	42%
Petroleum production costs	619.08	591.38	5%
Depletion, depreciation & amortization	94.14	107.38	(12%)
Foreign exchange gain (loss)	(500.70)	1,055.05	(147%)
Interest and dividend income	938.50	906.43	4%
Balance Sheet data			
Cash and cash equivalents	17,478.03	15,645.54	12%
Receivables	598.75	385.97	55%
Crude oil inventory	495.14	786.00	(37%)
Equity instruments at fair value through other comprehensive income	21,395.47	28,266.00	(24%)
Debt instruments at amortized cost – current and non-current	37,303.09	32,483.60	15%
Property and equipment	11,224.60	11,638.64	(4%)
Accounts and other payables	295.48	171.21	73%
Dividends payable	681.53	460.89	48%
Provision for plug and abandonment	1,085.81	1,016.46	7%
Other data			
Average peso dollar exchange rate	55.96	54.86	2%
Number of employees	15	17	(12%)

The Company organized three (3) wholly-owned subsidiaries. Brief descriptions of the subsidiaries are as follows:

a) ORIENTAL MAHOGANY WOODWORKS, INC. (OMWI)

OMWI was incorporated and started commercial operations on May 2, 1988 with principal objective of supplying overseas manufacturers, importers and designers with high quality furniture.

On March 31, 1994, the Board of Directors approved the cessation of OMWI's manufacturing operations effective May 1, 1994 due to continued operating losses. The management has no definite future plans for OMWI's operations.

b) LINAPACAN OIL, GAS, AND POWER CORPORATION (LOGPOCOR)

LOGPOCOR was incorporated on January 19, 1993 to engage in energy project and carry on and conduct the business relative to the exploration, extraction, production, transporting, marketing, utilization, conservation, stockpiling of any forms of energy products and resources. OPMC acquired LOGPOCOR through transfer of 12.6 working interest in Blocks A, B, and C of SC14 in exchange for all of LOGPOCOR's capital stocks. Since July 1993, OPMC continues to recognize revenues from petroleum operation proportionate to the 12.6 working interest.

However, all related capitalizable expenses on such working interest continue to be capitalized to LOGPOCOR's assigned costs of such working interest. On the other hand, the depletion of such costs is charged to OPMC and shown as a reduction of the assigned costs.

c) ORIENTAL LAND CORPORATION (OLC)

OLC was incorporated on February 24, 1989 as realty arm of OPMC. It has remained dormant since incorporation.

Results of Operations

March 31, 2024 vs. March 31, 2023

Revenue from petroleum operations in the first three months of 2024, which amounted to US\$1.24 million, increased by 42% from US\$0.87 million in the same period last year. This was driven by the increase in barrels of crude oil delivered, considering the change in shipment time frame.

Petroleum production costs at the end of the three-month period, which totaled to US\$0.62 million, slightly increased from US\$0.59 million in the same period last year. These costs mainly include floating, production, storage and offloading (FPSO) charges, field/platform operation costs, management and technical fees, helicopter services, insurance expenses, marketing fees, repairs and maintenance and other general and administrative expenses of the consortia.

Depletion and depreciation totaled US\$0.09 million, which slightly decreased from US\$0.11 million in the same period last year. The estimated remaining proved and probable oil reserves totaled 0.89 million and 1.43 million barrels for Galoc oil field as of December 31, 2023 and 2022, respectively.

The Company has a foreign exchange (FX) exposure associated with fluctuations in the value of the Philippine Peso against the U.S. Dollar. The unfavorable closing rate of the peso from PhP55.57 to a dollar in December 2023 to PhP56.28 to a dollar in March 2024 resulted in a FX loss of around US\$0.50 million in March 2024. Meanwhile, the appreciation of the peso from PhP56.12 to a dollar in December 2022 to PhP54.43 to a dollar in March 2023 resulted in a FX gain of US\$1.06 million in March 2023. The FX exposure was mainly a result of the translated peso-denominated monetary assets and liabilities.

Interest and dividend income slightly increased to US\$0.94 million for the period ended March 2024 as against US\$0.91 million same period. This comprised of interest received from investment in equity instruments at fair value through other comprehensive income, debt instruments at amortized cost and money market placements.

Financial Position

March 31, 2024 versus December 31, 2023

As of March 31, 2024, consolidated assets amounted to US\$90.20 million, which was slightly higher by US\$0.37 million compared from US\$89.83 million as of December 31, 2023 due to the following movements:

- Cash and cash equivalents slightly increased to US\$17.48 million as of March 2024 compared from US\$17.19 million as of December 2023. The slight increase was due to receipts from petroleum operations and investment income, offset by acquisition of additional investments in bonds and equities made during the first quarter of 2024, classified as debt instruments at amortized cost and equity instruments at fair value through other comprehensive income.
- Debt instruments at amortized cost (current and non-current) of US\$37.30 million was higher compared from US\$36.82 million due to acquisition of additional investments in bonds made during the first quarter of 2024, partly offset by the translation of these peso-denominated bonds using the closing rate at the end of reporting period.
- Equity instruments at fair value through other comprehensive income slightly increased to US\$21.40 million as of March 2024 from US\$21.21 million as of December 2023 attributable to acquisition of additional investments in equities made during the year, partly offset by the changes in the market value of investments and foreign currency rates.

The above-mentioned increase in assets was partly offset by the decrease in the following accounts:

- Receivables of US\$0.60 million was slightly lower compared to US\$0.63 million as of December 2023 mainly due to collection of income from dividends.
- Crude oil inventory of US\$0.50 million as of March 2024 decreased from US\$0.98 million as of December 2023. This represents the share in the crude oil already produced and in storage but has yet to be delivered to the customers. The decrease was due to lower crude oil volume in tank and storage as of March 2024 of 76,475 barrels as against 155,498 barrels as of December 2023.
- Consolidated property and equipment amounted to US\$11.22 million as of March 2024, lower as compared to last year's US\$11.32 million due to depletion and depreciation charges.

Accounts and other payables of US\$0.30 million was higher compared to last year's US\$0.18 million due to accrued cash calls in Galoc operations.

Reserve for changes in value of equity instruments at fair value through other comprehensive income account had further negative reserve of US\$5.42 million due to the changes in market value of investments in listed preferred shares, adjusted using the closing rate at the end of reporting period.

March 31, 2023 versus December 31, 2022

As of March 31, 2023, consolidated assets amounted to US\$90.87 million, which is US\$2.56 million higher compared from US\$88.31 million as of December 31, 2022 due to the following movements:

- Equity instruments at fair value through other comprehensive income increased to US\$28.27 million as of March 2023 from US\$26.62 million as of December 2022

attributable to the changes in the market value of investments and foreign currency rates.

- Debt instruments at amortized cost of US\$32.48 million was higher compared from US\$30.61 million due to acquisition of additional investments in bonds and translation of these peso-denominated bonds using the closing rate at the period ended.

The above-mentioned increase in assets was partly offset by the decrease in the following:

- Cash and cash equivalents slightly decreased to US\$15.65 million as of March 2023 compared from US\$16.37 million as of December 2022 due to acquisition of additional investments in bonds, partly offset by receipts from petroleum operations and investment income.
- Crude oil inventory of US\$0.76 million as of March 2023 decreased from US\$0.91 million as of December 2022. This represents the share in the crude oil already produced and in storage but has yet to be delivered to the customers. The decrease was due to lower crude oil volume in tank and storage as of March 2023 vs barrels of crude oil inventory as of December 2022 and average crude oil prices of US\$81 per barrel in March 2023 against US\$87 per barrel in December 2022.
- Consolidated property and equipment amounted to US\$11.64 million as of March 2023, lower as compared to last year's US\$11.75 million due to depletion and depreciation expenses.

Reserve for changes in value of equity instruments at fair value through other comprehensive income account increased by US\$0.74 million due to the increase in market value of investments in preferred shares and slight appreciation/ favorable movement of the peso from PhP56.12 to a dollar in December 2022 to PhP54.43 to a dollar in March 2023.

The causes for material changes (increase / decrease of 2%) of March 31, 2024 figures as compared to December 31, 2023 figures of the following accounts are:

Accounts	March 31, 2024	December 31, 2023	Change	%	Remarks
Balance Sheet					
Cash and cash equivalent	\$17,478,033	\$17,186,715	\$291,318	2%	The slight increase was due to receipts from petroleum operations and investment income, offset by acquisition of additional investments in bonds and equities made during the first quarter of 2024.
Receivables	598,746	625,164	(26,418)	(4%)	Decrease was due to collection of income from dividends.

Accounts	March 31, 2024	December 31, 2023	Change	%	Remarks
Crude oil inventory	495,143	975,698	(480,555)	(49%)	Decrease was due to lower crude oil volume in tank and storage.
Accounts and other payables	295,483	175,159	120,324	69%	Increase was due to accrued cash calls in Galoc operations.

The causes for material changes (increase / decrease of 2%) of March 31, 2024 figures as compared to March 31, 2023 figures of the following accounts are:

Accounts	March 31, 2024	March 31, 2023	Change	%	Remarks
Income Statements					
Revenues from petroleum operations	\$1,243,044	\$874,564	\$368,480	42%	Increase was driven by the increase in barrels of crude oil delivered, considering the change in shipment time frame.
Petroleum production costs	619,077	591,384	27,693	5%	These costs mainly include floating, production, storage and offloading charges and field/platform operation costs.
Interest and dividend income	938,503	906,432	32,071	4%	This comprised of interest received from investment in equity instruments at fair value through other comprehensive income, debt instruments at amortized cost and money market placements.
Foreign exchange gain (loss)	(500,696)	1,055,046	(1,555,742)	(147%)	The unfavorable closing rate of the peso from PhP55.57 to a dollar in December 2023 to PhP56.28 to a dollar in March 2024 resulted in a FX loss of around US\$0.50 million in March 2024. Meanwhile, the appreciation of the peso from PhP56.12 to a dollar in December 2022 to

Accounts	March 31, 2024	March 31, 2023	Change	%	Remarks
					PhP54.43 to a dollar in March 2023 resulted in a FX gain of US\$1.06 million in March 2023. The FX exposure mainly resulted to the translated peso-denominated monetary assets and liabilities.

Key Performance Indicators

	March 31, 2024	March 31, 2023
Revenue from Petroleum Operations	\$1,243,044	\$874,564
Petroleum Production Costs	619,077	591,384
Interest and Dividend Income	938,503	906,432
Core income (before FX gain/loss and taxes)	789,751	757,876
Foreign exchange gain (loss) - net	(500,696)	1,055,046
Net income	\$289,055	\$1,812,922

The exchange rates used to convert the Group's Philippine Peso-denominated assets and liabilities into US Dollar:

	March 31, 2024	March 31, 2023
US dollar-PH peso exchange rate	PhP56.281 to US\$1.00	PhP54.429 to US\$1.00

	March 31, 2024	March 31, 2023
Current Ratio	25:1	27:1
Acid Test Ratio	25:1	25:1
Ratio of Debt-to-Equity	Not applicable	
Interest Rate Coverage	Not applicable	
Ratio of Asset-to-Equity	1.04	1.03
Return on Equity	0.33%	2.02%
Return on Assets	0.32%	1.96%
Gross Profit Margin	43%	20%
Net Working Capital Ratio	0.26	0.18

Figures are based on Unaudited Financial Statements

The manner in which the Group calculates the above indicators is as follows:

- *Current ratios are computed by dividing current assets over current liabilities.*

- *Acid test ratios are computed by dividing current assets less inventory and prepayments over current liabilities.*
- *Percentage of debt to equity resulted from dividing total borrowings (short-term & long-term borrowings) over stockholder's equity.*
- *Percentage of asset to equity resulted from dividing total assets over total stockholder's equity.*
- *Return on equity percentage pertains to net income over average total stockholder's equity.*
- *Return on assets percentage is computed by dividing net income over average total assets.*
- *Gross profit margins are computed by dividing gross profit over total revenues.*
- *Net working capital ratios are derived at by getting the difference of current assets and current liabilities divided by total assets.*

The Company's management discloses the following information:

- I. There are no known trends, demands, commitments, events or uncertainties that will have a material impact on the Company's liquidity.
- II. There are no material commitments for capital expenditures.
- III. There are no known trends or uncertainties, that have had or that are reasonably expected to have a material favorable or unfavorable impact on net sales/revenues/income from continuing operations.
- IV. There are no significant elements of income or loss that did not arise from continuing operations.
- V. There are no seasonal aspects that had a material effect on the financial condition or results of operations.
- VI. There are no events that will trigger direct or contingent financial obligation that is material to the company, including any default or acceleration of an obligation.
- VII. There are no material off-balance sheet transactions, arrangements, obligations (including contingent obligations), and other relationships of the company with unconsolidated entities or other persons created during the reporting period.

Financial Risk Management Objectives and Policies

The Group's principal financial instruments comprise of cash in banks and cash equivalents, receivables, equity instruments at FVOCI, debt instruments at amortized costs and accounts and other payables (excluding statutory liabilities). The main objectives of the Group's financial risk management are as follow:

- to identify and monitor such risks on an ongoing basis;
- to minimize and mitigate such risks; and
- to provide a degree of certainty about costs.

The main risks arising from the Group's financial instruments are liquidity, credit, foreign currency and equity price risk.

The Group's risk management policies are summarized below:

- a) *Liquidity risk*
Liquidity risk is the risk that an entity will encounter difficulty in meeting obligations associated with financial liabilities. The Group seeks to manage its liquidity profile to be able to finance its operations, capital expenditures and service maturing debts.

The Group monitors its cash flow position and overall liquidity position in assessing its exposure to liquidity risk. The Group maintains a level of cash and cash equivalents deemed sufficient to finance operations and to mitigate the effects of fluctuation in cash flows.

As of March 31, 2024 and 2023, all financial liabilities are expected to mature within one (1) year. All commitments up to a year are either due within the time frame or are payable on demand.

Correspondingly, the financial assets that can be used by the Group to manage its liquidity risk consist of cash in banks and cash equivalents, receivables and equity instruments at FVOCI as of March 31, 2024 and 2023, which are usually on demand or collectible within a term of 30 days.

b) *Credit risk*

Credit risk is the risk that a counterparty will not meet its obligations under a financial instrument or customer contract, leading to a financial loss. The Group trades only with its dealers. Receivable balances are monitored on an ongoing basis with the result that the Group's exposure to bad debts is not significant. As of March 31, 2024 and December 31, 2023, the Group only has trade receivables from the operator of SC 14C1 pertaining to sales of crude oil not yet distributed to consortium members. The Group does not expect a probability of default, given that the receivable is supported by a distribution agreement from the consortium operator.

The investment of the Group's cash resources is managed to minimize risk while seeking to enhance yield. The holding of debt instruments at amortized cost exposes the Group to credit risk of the counterparty, with a maximum exposure equal to the carrying amount of the financial assets, if the counterparty is unwilling or unable to fulfill its obligation. Credit risk management involves entering into transactions with counterparties that have acceptable credit standing.

Credit risk from balances with banks and financial institutions is managed by the Group's treasury department in accordance with the Group's policy and are considered to be with very low credit risk.

The Group's debt investments measured at amortized cost comprise solely of quoted bonds that are graded in the top investment category (Very Good and Good) by credit rating agencies and therefore, are considered to be low credit risk investments.

c) *Foreign currency risk*

Foreign currency risk is the risk that the fair value or future cash flows of a financial instrument will fluctuate because of changes in foreign exchange rates. The Group's principal transactions are carried out in Philippine Peso and its exposure to foreign currency exchange risk arises from purchases in currencies other than the Group's functional currency. The Group believes that its profile of foreign currency exposure on its assets and liabilities is within conservative limits in the type of business in which the Group is engaged.

The Group's foreign exchange risk results primarily from movements of U.S. Dollar against other currencies. As a result of the Group's investments and other transactions in Philippine Peso, the consolidated statements of income can be affected significantly by movements in the U.S. Dollars.

d) *Equity price risk*

Equity price risk is the risk that the fair values of investments in quoted equity securities could decrease as a result of changes in the prices of equity indices and the value of individual stocks. The Group is exposed to equity securities price risk because of investments held by the Parent Company, which are classified in the consolidated statement of financial position as equity instruments at FVOCI.

Capital Management

The primary objective of the Group's capital management is to ensure that it maintains a strong credit rating in order to support its business and maximize shareholder value.

The Group manages its capital structure and makes adjustments to it, in light of changes in economic conditions. To maintain or adjust the capital structure, the Parent Company may adjust the dividend payment to shareholders or issue new shares.

Fair Values

Due to the short-term nature of the transactions, the carrying values of cash in banks and cash equivalents, receivables, accounts and other payables (excluding statutory liabilities) approximate the fair value.

The fair value of the equity instruments at FVOCI that are actively traded in organized financial markets is determined by reference to quoted market bid prices at the close of business as of the reporting date.

The fair value of the debt instruments at amortized cost that are actively traded in organized financial markets is determined by reference to quoted market bid prices at the close of business as of the reporting date. Fair value and carrying value of debt instruments at amortized cost measured under Level 1 amounted to \$37.30 million and \$32.48 million as at March 31, 2024 and 2023, respectively.

Fair Value Hierarchy

The Group uses the following hierarchy for determining and disclosing the fair value of financial instruments by valuation technique:

As at March 31, 2024 and 2023, set out below is table of financial assets measured under Level 1. There has been no transfer from Level 1 to Level 2 or 3 categories in 2024 and 2023.

	March 31, 2024		
	Fair value measurement using		
	Quoted prices in active market (Level 1)	Significant observable inputs (Level 2)	Significant unobservable inputs (Level 3)
Equity instruments at FVOCI	\$21,395,466	\$-	\$-

	March 31, 2023		
	Fair value measurement using		
	Quoted prices in active market (Level 1)	Significant observable inputs (Level 2)	Significant unobservable inputs (Level 3)
Equity instruments at FVOCI	\$28,266,000	\$–	\$–

Other matters:

The owners of more than 5% of the Company's securities as of March 31, 2024 were as follows:

Class	Stockholders	Amount of ownership	% to Total
Common	PCD Nominee Corporation	94,110,729,826	47.06%
Common	JG Summit Capital Services Corp.	37,051,952,896	18.53%
Common	R. Coyiuto Securities, Inc.	21,612,400,006	10.81%
Common	Prudential Guarantee & Assurance, Inc.	12,892,285,272	6.45%

As of March 31, 2024, OPMC has approximately 11,517 stockholders both for Class "A" and "B" shares.

Board of Directors and Executive Officers

The Company's Board of Directors and executive officers as of March 31, 2024 are as follows:

Directors

Directors	Name
Director, Chairman and Chief Executive Officer	James L. Go
Director, President and Chief Operating Officer	Robert G. Coyiuto, Jr.
Director	Lance Y. Gokongwei
Director	Brian M. Go
Director and Assistant Corporate Secretary	Perry L. Pe
Director	James G. Coyiuto
Director	Benedicto T. Coyiuto
Director	Josephine V. Barcelon
Director	Jose Victor Emmanuel A. De Dios
Independent Director	Jose M. Layug, Jr.
Independent Director	Emmanuel C. Alcantara

Executive Officers

Position	Name
Finance Adviser	Aldrich T. Javellana
Chief Financial, Compliance And Investors' Relation Officer	Ma. Riana Infante
Treasurer	Teodora N. Santiago
Corporate Secretary and Corporate Information Officer	Vicente O. Caoile, Jr.

PART II – OTHER INFORMATION

All current disclosures were already reported under SEC Form 17-C.

SIGNATURES

Pursuant to the requirements of the Securities Regulation Code, the issuer has duly caused this report to be signed on its behalf by the undersigned thereunto duly authorized.

ORIENTAL PETROLEUM AND MINERALS CORPORATION



ROBERT COYIUTO, JR.
President and Chief Operating Officer

**ORIENTAL PETROLEUM AND MINERALS CORPORATION
AND SUBSIDIARIES**

**UNAUDITED INTERIM CONSOLIDATED STATEMENTS OF FINANCIAL POSITION
(In U.S. Dollars)**

	Three Months Ended March 31 (UNAUDITED)		Year ended December 31
	2024	2023	2023 (Audited)
ASSETS			
Current Assets			
Cash and cash equivalents	\$17,478,033	\$15,645,544	\$17,186,715
Current portion of investment in debt securities	5,952,275	–	6,028,758
Receivables	598,746	385,966	625,164
Crude oil inventory	495,143	785,996	975,698
Other current assets	28,581	28,521	28,153
Total Current Assets	24,552,778	16,846,027	24,844,488
Noncurrent Assets			
Debt instruments at amortized cost, net of current	31,350,811	32,483,602	30,789,587
Equity instruments at fair value through other comprehensive income	21,395,466	28,266,000	21,212,455
Property and equipment	11,224,605	11,638,637	11,318,748
Other noncurrent assets	1,678,013	1,639,603	1,664,305
Total Noncurrent Assets	65,648,895	74,027,842	64,985,095
	\$90,201,673	\$90,873,869	\$89,829,583
LIABILITIES AND EQUITY			
Liabilities			
Accounts and other payables	\$295,483	\$171,207	\$175,159
Dividends payable	681,534	460,892	690,292
Total Current Liabilities	977,017	632,099	865,451
Noncurrent Liabilities			
Net pension liability	94,852	33,679	96,238
Provision for plug and abandonment	1,085,812	1,016,464	1,085,812
Deferred tax liabilities - net	997,139	1,110,392	997,139
Total Noncurrent Liabilities	2,177,803	2,160,535	2,179,189
Total Liabilities	3,154,820	2,792,634	3,044,640
Equity			
Paid-up capital	85,641,745	85,641,745	85,641,745
Retained earnings	5,964,920	5,386,281	5,675,865
Reserve for changes in value of equity instruments at fair value through other comprehensive income	(5,419,342)	(3,826,253)	(5,392,197)
Remeasurement gains on pension liability - net	149,291	168,232	149,291
Cumulative translation adjustment	710,239	711,230	710,239
Total Equity	87,046,853	88,081,235	86,784,943
	\$90,201,673	\$90,873,869	\$89,829,583

See accompanying Notes to Unaudited Consolidated Financial Statements.

**ORIENTAL PETROLEUM AND MINERALS CORPORATION
AND SUBSIDIARIES**

UNAUDITED INTERIM CONSOLIDATED STATEMENTS OF INCOME
(In U.S. Dollars)

	Three Months Ended March 31	
	(Unaudited)	
	2024	2023
REVENUE FROM PETROLEUM OPERATIONS	\$1,243,044	\$874,564
COST OF PETROLEUM OPERATIONS		
Depletion, depreciation and amortization	94,143	107,385
Petroleum production costs	619,077	591,384
	713,220	698,769
GROSS PROFIT (LOSS)	529,824	175,795
OTHER OPERATING INCOME (EXPENSE)		
Cost of petroleum inventories charged against/ (recognized as) expense	(480,557)	(125,822)
OPERATING PROFIT (LOSS)	49,267	49,973
GENERAL AND ADMINISTRATIVE EXPENSES	201,197	198,529
OTHER INCOME		
Interest income	645,267	512,776
Dividend income	293,236	393,656
Other income	3,178	-
	941,681	906,432
INCOME BEFORE INCOME TAX AND FOREIGN EXCHANGE GAIN OR LOSS	789,751	757,876
Foreign exchange gain (loss) - net	(500,696)	1,055,046
INCOME BEFORE INCOME TAX	289,055	1,812,922
PROVISION FOR INCOME TAX	-	-
NET INCOME	\$289,055	\$1,812,922
Weighted Average Number of Common Stock Outstanding	200,000,000,000	200,000,000,000
Net Income Per Share	\$0.000001	\$0.000009

See accompanying Notes to Unaudited Consolidated Financial Statements.

**ORIENTAL PETROLEUM AND MINERALS CORPORATION
AND SUBSIDIARIES**

UNAUDITED INTERIM CONSOLIDATED STATEMENTS OF COMPREHENSIVE INCOME
(In U.S. Dollars)

	Three Months Ended March 31	
	(Unaudited)	
	2024	2023
NET INCOME	\$289,055	\$1,812,922
OTHER COMPREHENSIVE INCOME (LOSS)		
<i>Item not to be reclassified to profit or loss in subsequent periods:</i>		
Movement in reserve for fluctuation in value of equity instruments at fair value through other comprehensive income	(27,145)	741,516
TOTAL COMPREHENSIVE INCOME (LOSS)	\$261,910	\$2,554,438

See accompanying Notes to Unaudited Consolidated Financial Statements.

**ORIENTAL PETROLEUM AND MINERALS CORPORATION
AND SUBSIDIARIES**

**UNAUDITED INTERIM CONSOLIDATED STATEMENTS OF CHANGES IN EQUITY
(In U.S. Dollars)**

	Paid up capital			Other comprehensive income (loss)					Total
	Capital Stock	Subscription Receivable	Capital in Excess of Par Value	Retained Earnings	Reserve for Changes in Value of Equity Instruments at FVOCI	Remeasurement Gains (Losses) on Pension Liability	Cumulative Translation Adjustment		
Balances as at January 1, 2024	\$ 82,268,978	\$ (277,710)	\$ 3,650,477	\$ 5,675,865	\$ (5,392,197)	\$ 149,291	\$ 710,239	\$ 86,784,943	
Net income for the period	-	-	-	289,055	-	-	-	289,055	
Other comprehensive income	-	-	-	-	(27,145)	-	-	(27,145)	
Total comprehensive income	-	-	-	289,055	(27,145)	-	-	261,910	
Balances as at March 31, 2024	\$ 82,268,978	\$ (277,710)	\$ 3,650,477	\$ 5,964,920	\$ (5,419,342)	\$ 149,291	\$ 710,239	\$ 87,046,853	
Balances as at January 1, 2023	\$ 82,268,978	\$ (277,710)	\$ 3,650,477	\$ 3,573,359	\$ (4,567,769)	\$ 168,232	\$ 711,230	\$ 85,526,797	
Net income for the period	-	-	-	1,812,922	-	-	-	1,812,922	
Other comprehensive income	-	-	-	-	741,516	-	-	741,516	
Total comprehensive income	-	-	-	1,812,922	741,516	-	-	2,554,438	
Balances as at March 31, 2023	\$ 82,268,978	\$ (277,710)	\$ 3,650,477	\$ 5,386,281	\$ (3,826,253)	\$ 168,232	\$ 711,230	\$ 88,081,235	

See accompanying Notes to Unaudited Consolidated Financial Statements.

**ORIENTAL PETROLEUM AND MINERALS CORPORATION
AND SUBSIDIARIES**

**UNAUDITED INTERIM CONSOLIDATED STATEMENTS OF CASH FLOWS
(In U.S. Dollars)**

	Three Months Ended March 31 (Unaudited)	
	2024	2023
CASH FLOWS FROM OPERATING ACTIVITIES		
Income (loss) before income tax	\$289,055	\$1,812,922
Adjustments for:		
Depletion, depreciation and amortization	94,143	107,385
Unrealized foreign exchange loss (gain)	500,938	(1,066,390)
Interest income	(645,267)	(512,776)
Dividend income	(293,236)	(393,656)
Operating income before working capital changes	(54,367)	(52,515)
Decrease (increase) in:		
Receivables	472	(2,618)
Crude oil inventory	480,555	125,822
Other current assets	(428)	350
Decommissioning fund asset	(13,708)	(9,429)
Increase (decrease) in:		
Accounts and other payables	121,233	997
Net cash provided by (used in) operating activities	533,757	62,607
CASH FLOWS FROM INVESTING ACTIVITIES		
Interest received	671,155	515,211
Dividends received	293,296	399,774
Acquisitions of:		
Debt instruments at amortized cost	(891,663)	(913,342)
Equity instruments at fair value through other comprehensive income	(210,156)	(907,696)
Net cash provided by (used in) investing activities	(137,368)	(906,053)
NET INCREASE (DECREASE) IN CASH AND CASH EQUIVALENTS		
	396,389	(843,446)
EFFECT OF EXCHANGE RATE CHANGES ON CASH AND CASH EQUIVALENTS		
	(105,071)	117,968
CASH AND CASH EQUIVALENTS AT BEGINNING OF PERIOD	17,186,715	16,371,022
CASH AND CASH EQUIVALENTS AT END OF PERIOD	\$17,478,033	\$15,645,544

See accompanying Notes to Unaudited Consolidated Financial Statements.

**ORIENTAL PETROLEUM AND MINERALS CORPORATION
AND SUBSIDIARIES**

**Aging of Accounts Receivable
As of March 31, 2024 (in US Dollars)**

Type of Receivables	30 days	31 - 60 days	61 - 90 days	91 - 120 days	121 - 360 days	Beyond 360 days
Due from operator	\$54,236					
Interest receivable	337,364					
Dividend receivable	207,146					
Grand Total	\$598,746					

**ORIENTAL PETROLEUM AND MINERALS CORPORATION
AND SUBSIDIARIES**

NOTES TO UNAUDITED INTERIM CONSOLIDATED FINANCIAL STATEMENTS

1. Corporate Information and Status of Operations

Oriental Petroleum and Minerals Corporation (the Parent Company) and its subsidiaries (collectively referred to as “the Group”) were organized under the laws of the Republic of the Philippines to engage in oil exploration and development activities. The Parent Company was incorporated on December 22, 1969.

On March 26, 2018, during the special meeting of its stockholders, the stockholders ratified the amendments of the Second and Fourth Articles of the Articles of Incorporation (AOI) to engage in the business of power generation and exploration, development, utilization and commercialization of renewable energy resources and to extend the corporate term for 50 years from December 22, 2019, respectively. The amendments to the AOI was approved by the Securities and Exchange Commission (SEC) on July 4, 2018.

The Parent Company’s principal office is located at 34th Floor, Robinsons Equitable Tower, ADB Avenue, Ortigas Center, Pasig City. The Parent Company was listed in the Philippine Stock Exchange (PSE) on October 14, 1970.

Service Contract (SC) 14

On December 15, 1975, pursuant to Section 7 of the Oil Exploration and Development Act of 1972 (Presidential Decree 87 dated November 21, 1972), the Group, together with other participants (collectively referred to as the Consortium), entered into a service contract with the Philippine Government through the Petroleum Board, now the Department of Energy (DOE) for the exploration, exploitation and development of the contract area in Northwest offshore Palawan, Philippines, which was amended from time to time. This contract area includes the Nido, Matinloc, West Linapacan and Galoc Field where significant hydrocarbon deposits were discovered.

The contract areas (i.e., Blocks A, B, B1, C1, C2 and D) covered by SC 14 are situated offshore Northwest of Palawan Island, Philippines. In 2020, Blocks A, B, B1 and D were already turned over to the DOE upon the oilfields reaching their economic limits and after plug and abandonment of the production well. Crude oil production in the West Linapacan Oilfield in Block C2 was shut-in in 1995 due to a significant decline in crude oil production caused by increasing water intrusion.

The Group continually conducts technical evaluation activities of the said area and submitted a work program and budget to DOE. Further, the Parent Company participates in the production of Galoc field. Total production from this field is modest but enough to cover operating and overhead expenses of SC 14C1

The Galoc oilfield located in Block C was declared commercial on June 22, 2009 with effectivity on June 19, 2009.

In December 2010, the DOE extended the term of SC 14 for another 15 years or up to December 17, 2025.

SC 14C1 - Galoc

As at December 31, 2023 and 2022, the total cumulative production of the Galoc oilfield has reached 24.06 million and 23.98 million Barrels of Oil, respectively, since the start of production in October 2008. Production initially came from two (2) wells, Galoc-3, and Galoc-4 (Phase 1, 2008-2013) then followed by additional two wells Galoc-5 and Galoc-6 (Phase-2, 2014-Present). The Galoc-4 Well ceased production due to technical problems and has been shut-in since February 2019.

An attempt was made in late September to early October 2021 to restore production of the Galoc-4 Well by Nitrogen Gas (N₂) lifting. However, the attempt was unsuccessful and the well failed to flow oil to the surface. Decision was then made to permanently shut-in the Galoc-4 Well.

In September 2022, G3 well also ceased flowing and was permanently shut in ready for plug and abandonment.

As at March 31, 2024 and December 31, 2023, the Group holds participating interest of 7.78505% in Galoc.

Galoc Mid-Area

In October 2016, the Galoc Block Consortium approved the drilling of Galoc-7 to test the Mid Galoc Prospect, which is estimated to contain oil resources of 6.2 million to 14.6 million barrels.

On November 8, 2016, the DOE approved the Galoc-7 drilling program, with an estimated budget amounting to US\$31 million. Galoc Production Company (GPC), drilled the Galoc-7 well and a sidetrack, Galoc-7ST, from March to April 2017 using the drillship Deepsea Metro I. The wells encountered 7-12 meters of net sand, which is below the prognosed thickness. In view of this, and in consideration of low fuel prices, the Consortium decided to temporarily suspend all activities related to a possible Phase III development and concentrate its efforts in optimizing oil production at the Galoc Field in order to sustain profitability and prolong the field's economic life.

Change in Galock Block Operatorship

In mid-2018, there was a new Operator for the Galoc Block. In a Sale Purchase Agreement, Bangchak Corporation Public Co. (Thailand) which holds the 55.88% interest shares of GPC-1 and Nido Petroleum (Galoc) Pty Ltd. in the Galoc Block, sold their share to Tamarind Galoc Pte. Ltd.

Tamarind Galoc Pte. Ltd. is headquartered in Kuala Lumpur, Malaysia. Tamarind initiated several projects which include production optimization, conduct of a more refined well test, renegotiate lease contract with the owners of the FPSO "Rubicon Intrepid", renegotiate terms of the helicopter contract with INAEC, and conduct feasibility studies for the fabrication of a Condensate Recovery Unit to be installed at the FPSO "Rubicon Intrepid".

Notice of Termination of Lease on FPSO

On March 25, 2020, the Rubicon Offshore International (ROI), owner of the Floating Production Storage Offloading (FPSO) tanker, gave a Notice of Termination to GPC1 and

other members of the Consortium. The termination notice covered the period 25 March 2020 to 24 September 2020, or for 6 months.

After receipt of the Notice of Termination, GPC1 started making plans for the disconnection of the FPSO from the Galoc Oilfield site. However, the FPSO disconnection was not implemented or carried out because a new strategy was developed to continue production operations in the Galoc Oilfield.

i. Continuation of Production Operations: During Transition Period from August 2020 to January 2021

Upon the initiative of the GPC1, an alternative strategy was developed to continue production operations even before the end of the Termination Notice.

GPC1 brokered the purchase of ROI's FPSO Rubicon Intrepid by its mother company, Tamarind Resources Pte. Ltd., through a separate entity, Upstream Infrastructure Holdings (UIH). Tamarind Resources will have full control of the FPSO. The purchase was effective August 1, 2020.

Under the new ownership and management, the storage tanker was renamed "Intrepid Balanghai" from "Rubicon Intrepid". An agreement was also formed with Three60 Energy to provide the operational and management (O&M) services of the FPSO storage tanker. GPC 1 also arranged a new bareboat charter between UIH and the Galoc Joint Venture at minimal rates.

ii. Continuation of Production Extension Period: February 1, 2021 to September 30, 2022

To further continue production operations in the Galoc Oilfield beyond the 6-month Transition Period, a new alliance was formed with Three60 Energy, an established international offshore operator. Three60 Energy is an independent specialist service provider with headquarters in Aberdeen, Scotland and has branch offices in Kuala Lumpur, Malaysia and Singapore. It has been engaged to provide the Operations and Management (O&M) of the FPSO for 18 months.

After the extension period, UIH and Tamarind Resources will continue to supervise the operations of ROI and Three60 Energy. GPC1's FPSO Operations Advisor has been mobilized to assure and control the activities and work force of ROI and Three60 Energy.

iii. Withdrawal of GPC 2 / KUFPEC

On September 14, 2020, GPC2/Kuwait Foreign Petroleum Exploration Company (KUFPEC), communicated their withdrawal from SC14C1 - Galoc Block Joint Venture. KUFPEC before notice of withdrawal held a working interest of 26.4473% in SC - 14C1, Galoc Block.

As a result of KUFPEC's withdrawal their working interest will be allocated to the remaining partners.

The Parent Company, together with LOGPOCOR, chose not to accept the pro rata interest and remained at a combined 7.78505% working interest.

Similarly, the Operator - GPC1 elected not to get their allocated interest from KUFPEC and maintained their working interest at 33%. They passed on their allocation to Nido Production Galoc (NPG), a sister company under Tamarind Resources Pte. Ltd.

The Department of Energy has acknowledged KUFPEC's withdrawal from SC-14C1, Galoc Block.

iv. Resignation of GPC1 as Operator

On December 23, 2020, Galoc Production Company - 1 (GPC1) announced their resignation as Operator of SC-14C1, Galoc Block and assigned their working interest to NPG Pty. Ltd. Nido Production Galoc Co. (NPG), a sister company under Tamarind Resources Pte. Ltd., has assumed the role as the new Operator.

v. Acquisition of NPG and UIH by Matahio Energy

On January 5, 2023, Matahio Energy completed its acquisition of NPG and UIH. Matahio Energy holds projects in Southeast Asia and New Zealand. The Sale and Purchase Agreements for both transactions were signed in March 2022.

As at March 31, 2024 and 2023, provision for plug & abandonment costs recognized by the Group amounted to \$1.09 million and \$1.02 million, respectively, with respect to the decommissioning plan for SC 14C1 - Galoc Block.

SC 14C2 - West Linapacan

West Linapacan A (WLA) Field lies at a water depth of 1,130 feet and was first drilled in 1991. It started production in May 1992 from 3 wells and 4 sidetrack wells. Total production amounted to 8.5 Million Barrels when the field was shut-in in January 1995 due to high water intrusion during production. The WLA Field produced for 43 months.

Pitkin Petroleum Plc. had a 58.29% interest in this SC pursuant to a farm-in agreement signed in May 2008.

In February 2011, Pitkin farmed-out half of the 58.29% interest to Resources Management Associates Pty Ltd. of Australia (RMA). This transfer of interest was approved by the DOE in July 2011. The transfer of operatorship to RMA was approved by the DOE in April 2012. The Farmors continued to be carried free up to commercial first oil production. RMA carried technical studies that will lead to the drilling and re-development of the WLA structure. An independent third-party assessment was also commissioned to determine the range of recoverable reserves from the structure. In March 2015, the farm-in agreement with RMA was terminated and Pitkin returned all of its participating interest to the original parties to the SC.

On January 7, 2020, the Parent Company and other members of the Consortium entered into a Sale and Purchase Agreement (SPA) and Farm-Out Agreement (FOA) with Desert Rose Petroleum Ltd (DRPL).

However, DRPL failed to meet the extended deadline thus, SPA and FAO with DRPL were deemed rescinded / terminated on July 1, 2021. With the SPA and FAO with DRPL terminated, SC-14C2 West Linapacan Block reverted back to the original joint venture partners with Philodrill Corporation as Operator.

In 2022, the Consortium received proposals from Nido Petroleum Ltd. (Nido) and Matahio Energy to re-develop the field. After considering both proposals, the Consortium agreed that the offer of Nido will be more advantageous. Negotiations are still on-going for Nido to increase its participating interest in West Linapacan. In return, Nido Petroleum will carry free the Farming-out Filipino Partners in the cost of Drilling and the EWT up to declaration of field commerciality.

As at March 31, 2024 and 2023, the Group holds participating interest of 30.288% in West Linapacan.

SC 14A, B & B-1 - Nido, Matinloc & North Matinloc

Production in the Nido and Matinloc fields was terminated permanently on March 13, 2019. Nido started oil production in 1979 while Matinloc was put in place in 1982. The final inception-to-date production figures for the two fields are: 18,917,434 bbls for Nido and 12,582,585 bbls for Matinloc. The North Matinloc Field, which was in production from 1988 to 2017 produced a total of 649,765 bbls. The total production for the three fields is 32,149,784 barrels.

The Libro-1 and Tara South-1 wells was plugged and abandoned in early June 2018. While the seven production wells in Nido, three in Matinloc, and one in North Matinloc were successfully plugged and abandoned in October 2020.

In May 2022, the DOE approved the relinquishment of the blocks and was returned to the government.

SC 6 and 6B Cadlao and Bonita Block

SC 6B Bonita Block is part of the retained area of the original SC 6 granted in 1973. The 10-year exploration period and the subsequent 25-year production period initially expired last February 2009 and extended for another 15 years by DOE in 2009.

The DOE approved last 19 December 2022 the:

- The reassignment of interest to the SC-6B Joint Venture after the exit of Manta Oil Co. (MOCL) from SC-6B.
- The Deed of Assignment (DOA) of participating interest in SC-6B and transfer of Operatorship from Philodrill Corporation to Nido Petroleum Phil Ltd. This is in compliance with the related Farm In Agreement (FIA).
- The new participating interest of the Group after the withdrawal of MOCL and transfer of operatorship to Nido Petroleum decreased to 4.9092%, which was previously 16.364%.

On December 7, 2023, the Department of Energy (DOE) has released the Department Circular (DC) No. DC2023-12-0033 “Guidelines on the Awarding of Petroleum Service Contracts for Development and Production”, whereas this circular emphasizes that an operator may apply for a Development and Production Petroleum Service Contracts through direct negotiation with DOE, provided, that the application be made prior to the expiration of the remaining production term. The SC 6B production term reached its 50-year contract limit and expired last February 28, 2024.

The Consortium applied for a Development and Production Service Contract covering the present Cadlao Block. On December 27, 2023, the Consortium submitted the Plan of Development for the Cadlao Field.

Further, in January 2024, the Consortium submitted a Letter of Intent and pertinent financial, technical and legal documents to apply for a development and production petroleum service contract under DC 2023-12-0033.

As of March 31, 2024, the application of the renewal of SC6B is in progress.

Participating Interests

As of March 31, 2024 and 2023, the Parent Company and LOGPOCOR have the following participating interests in the various SCs (in percentage):

	March 31, 2024	March 31, 2023
SC 14 (Northwest Palawan)		
Block C (West Linapacan)	30.288	30.288
Block C (Galoc)	7.785	7.785
SC 6 (Bonita and Cadlao)	4.909	4.909

Among the other operations of the Group, the suspension of the production activities in the West Linapacan Oilfield raises uncertainties as to the profitability of the petroleum operations for the said oilfield. The profitability of petroleum operations related to the said oilfield is dependent upon discoveries of oil in commercial quantities as a result of the success of redevelopment activities thereof.

2. Basis of Preparation, Statement of Compliance and Basis of Consolidation

Basis of Preparation

The accompanying consolidated financial statements of the Parent Company and its wholly-owned subsidiaries, LOGPOCOR, Oriental Mahogany Woodworks, Inc. (OMWI) and Oriental Land Corporation (OLC), collectively referred to as the “Group”, which include the share in the assets, liabilities, income and expenses of the joint operations covered by the SCs as discussed in Note 1 to the consolidated financial statements, have been prepared on a historical cost basis, except for equity instruments at fair value through other comprehensive income (FVOCI) that have been measured at fair value and crude oil inventory which is valued at net realizable value (NRV).

The consolidated financial statements are presented in U.S. Dollars, the Group’s functional and presentation currency. All values are rounded to the nearest dollar, except when otherwise indicated.

For consolidation purposes, the financial statements of the Subsidiaries (OMWI and OLC) whose functional currency is Philippine Peso were translated to U.S. Dollars using the prevailing rate as of the reporting date for statement of financial position accounts and the weighted average rate for the reporting period for the statements of income and statements of comprehensive income accounts. The exchange differences arising from the translation are recognized in other comprehensive income (OCI), until disposal at which time the cumulative translation adjustment recognized in OCI is included in the statement of income.

The consolidated financial statements provide comparative information in respect of the previous period.

Statement of Compliance

The accompanying consolidated financial statements have been prepared in compliance with Philippine Financial Reporting Standards (PFRS).

Basis of Consolidation

The consolidated financial statements comprise the financial statements of the Parent Company and its subsidiaries as at March 31, 2024 and 2023. The subsidiaries are all incorporated in the Philippines.

Subsidiaries	Principal Activity	Effective Percentage of Ownership	
		2024	2023
LOGPOCOR	Oil exploration and development	100%	100%
OMWI	Furniture manufacturing and distribution	100%	100%
OLC	Real estate	100%	100%

As at March 31, 2024 and 2023, OMWI and OLC subsidiaries of the Parent Company have ceased their operations.

The financial statements of LOGPOCOR, OMWI and OLC are prepared for the same reporting year as the Parent Company, using consistent accounting policies.

2. Changes in Accounting Policies and Disclosures

Changes in Accounting Policies and Disclosures

The accounting policies adopted are consistent with those of the previous financial year, except for the adoption of the following new accounting pronouncements starting January 1, 2023. The Group has not early adopted any standard, interpretation or amendment that has been issued but is not yet effective.

The new accounting pronouncements do not have significant impact to the consolidated financial statements, unless otherwise indicated:

- Amendments to Philippine Accounting Standard (PAS) 1, *Presentation of Financial Statements* and PFRS Practice Statement 2, *Disclosure of Accounting Policies*

The amendments provide guidance and examples to help entities apply materiality judgements to accounting policy disclosures. The amendments aim to help entities provide accounting policy disclosures that are more useful by:

- Replacing the requirement for entities to disclose their 'significant' accounting policies with a requirement to disclose their 'material' accounting policies, and
- Adding guidance on how entities apply the concept of materiality in making decisions about accounting policy disclosures

The amendments to the Practice Statement provide non-mandatory guidance. The amendments have had an impact on the Group's disclosures of accounting policies, but not on the measurement, recognition or presentation of any items in the Group's consolidated financial statements.

- Amendments to PAS 8, *Accounting Policies, Changes in Accounting Estimates and Errors, Definition of Accounting Estimates*
- Amendments to PAS 12, *Income Taxes, Deferred Tax Related to Assets and Liabilities Arising from a Single Transaction*
- Amendments to PAS 12, *International Tax Reform - Pillar Two Model Rules*

Standards and Interpretations Issued but not yet Effective

Pronouncements issued but not yet effective are listed below. Unless otherwise indicated, the Group does not expect that the future adoption of the said pronouncements will have a significant impact on the Group's consolidated financial statements. The Group intends to adopt the following pronouncements when they become effective.

Effective beginning on or after January 1, 2024

- Amendments to PAS 1, *Classification of Liabilities as Current or Noncurrent*
- Amendments to PFRS 16, *Lease Liability in a Sale and Leaseback*
- Amendments to PAS 7 and PFRS 7, *Disclosures: Supplier Finance Arrangements*

Effective beginning on or after January 1, 2025

- PFRS 17, *Insurance Contracts*
- Amendments to PAS 21, *Lack of Exchangeability*

Deferred Effectivity

- Amendments to PFRS 10, *Consolidated Financial Statements*, and PAS 28, *Sale or Contribution of Assets between an Investor and its Associate or Joint Venture*

4. Summary of Significant Accounting Policies

Presentation of Consolidated Financial Statements

The Group has elected to present all items of recognized income and expense in two statements: a statement displaying components of profit or loss (consolidated statement of income) and a second statement beginning with profit or loss and displaying components of other comprehensive income (consolidated statement of comprehensive income).

Foreign Currency-denominated Transactions and Translations

The consolidated financial statements are presented in U.S. Dollar, which is the Parent Company's functional and presentation currency. Each entity in the Group determines its own functional currency and items included in the consolidated financial statements of each entity are measured using that functional currency. Transactions in foreign currencies are initially recorded in the functional currency rate ruling at the date of the transaction. However, monetary assets and liabilities denominated in foreign currencies are retranslated at the functional currency exchange rate prevailing at the reporting date. Exchange gains or losses arising from foreign currency translations are charged or credited to the consolidated statement of income.

All differences are taken to the consolidated statement of income with the exception of differences on foreign currency borrowings that provide, if any, a hedge against a net investment in a foreign entity. These are taken directly to equity until disposal of the net investment, at which time they are recognized in the consolidated statement of income. Non-

monetary items that are measured in terms of historical cost in foreign currency are translated using the exchange rates as at the dates of initial transactions. Non-monetary items measured at fair value in a foreign currency are translated using the exchange rates at the date when the fair value was determined.

On consolidation, the assets and liabilities of subsidiaries with a different functional currency are translated into U.S. Dollar at the rate of exchange prevailing at the reporting date and their statements of income are translated at the average exchange rates for the year. The exchange differences arising on the translation for consolidation are recognized in OCI. On disposal of a foreign operation, the component of OCI relating to that particular foreign operation is recognized in the consolidated statement of income.

Cash and Cash Equivalents

Cash includes cash on hand and in banks. Cash in banks earn interest at the prevailing bank deposit rates. Cash equivalents include short-term, highly liquid investments that are readily convertible to known amounts of cash with original maturities of three (3) months or less from date of placements and that are subject to insignificant risk of change in value.

Short-term Investments

Short-term investments are placements in time deposits and other money market instruments with original maturities of more than three months but less than one year.

Financial Instruments

A financial instrument is any contract that gives rise to a financial asset of one entity and a financial liability or equity instrument of another entity.

Financial Assets

Initial Recognition and Measurement

Financial assets are classified, at initial recognition, as subsequently measured at amortized cost, fair value through OCI (FVOCI), and fair value through profit or loss (FVTPL).

The classification of financial assets at initial recognition depends on the financial asset's contractual cash flow characteristics and the Group's business model for managing them. With the exception of trade receivables that do not contain a significant financing component, the Group's initially measures a financial asset at its fair value plus, in the case of a financial asset not at FVTPL, transaction costs. Trade receivables that do not contain a significant financing component are measured at the transaction price determined under PFRS 15.

In order for a financial asset to be classified and measured at amortized cost or FVOCI, it needs to give rise to cash flows that are 'solely payments of principal and interest (SPPI)' on the principal amount outstanding. This assessment is referred to as the SPPI test and is performed at an instrument level. Financial assets with cash flows that are not SPPI are classified and measured at FVTPL, irrespective of the business model.

In order for a financial asset to be classified and measured at amortized cost or FVOCI, it needs to give rise to cash flows that are 'solely payments of principal and interest (SPPI)' on the principal amount outstanding. This assessment is referred to as the SPPI test and is performed at an instrument level. Financial assets with cash flows that are not SPPI are classified and measured at FVTPL, irrespective of the business model.

The Group's business model for managing financial assets refers to how it manages its financial assets in order to generate cash flows. The Group's business model determines whether cash flows will result from collecting contractual cash flows, selling the financial assets, or both. Financial assets classified and measured at amortized cost are held within a business model with the objective to hold financial assets in order to collect contractual cash flows while financial assets classified and measured at FVOCI are held within a business model with the objective of both holding to collect contractual cash flows and selling.

Subsequent Measurement

For purposes of subsequent measurement, the Group's financial assets are classified in the following categories:

- Financial assets at amortized cost (debt instruments)
- Financial assets at FVOCI with recycling of cumulative gains and losses (debt instruments)
- Financial assets at FVOCI with no recycling of cumulative gains and losses (equity instruments)
- Financial assets at FVTPL

As of March 31, 2024 and 2023, the Group's financial assets pertain to financial assets at amortized cost (debt instruments) and financial assets designated at fair value through OCI (equity instruments).

Financial assets at amortized cost (debt instrument)

Financial assets at amortized cost are subsequently measured using the effective interest (EIR) method and are subject to impairment. Gains and losses are recognized in the consolidated statement of income when the asset is derecognized, modified or impaired. Financial assets at amortized cost are subsequently measured using the (EIR) method and are subject to impairment. Gains and losses are recognized in consolidated statement of income when the asset is derecognized, modified or impaired.

The Group's financial assets at amortized cost includes cash and cash equivalents, receivables and debt instruments at amortized cost.

Financial assets designated at fair value through OCI (equity instruments)

Upon initial recognition, the Group can elect to classify irrevocably its equity investments as equity instruments designated at FVOCI when they meet the definition of equity under PAS 32, Financial Instruments: Presentation and are not held for trading. The classification is determined on an instrument-by-instrument basis.

Gains and losses on these financial assets are never recycled to profit or loss. Dividends are recognized as other income in the consolidated statement of income when the right of payment has been established, except when the Group benefits from such proceeds as a recovery of part of the cost of the financial asset, in which case, such gains are recorded in OCI. Equity instruments designated at FVOCI are not subject to impairment assessment.

As of March 31, 2024 and 2023, the Group elected to classify irrevocably its quoted equity instruments under this category.

Impairment of financial assets

The Group recognizes an ECL for all debt instruments not held at fair value through profit or loss. ECLs are based on the difference between the contractual cash flows due in accordance with the contract and all the cash flows that the Group expects to receive, discounted at an approximation of the original effective interest rate. The expected cash flows will include cash flows from the sale of collateral held or other credit enhancements that are integral to the contractual terms.

ECLs are recognized in two stages. For credit exposures for which there has not been a significant increase in credit risk since initial recognition, ECLs are provided for credit losses that result from default events that are possible within the next 12-months (a 12-month ECL). For those credit exposures for which there has been a significant increase in credit risk since initial recognition, a loss allowance is required for credit losses expected over the remaining life of the exposure, irrespective of the timing of the default (a lifetime ECL).

For cash and cash equivalents and debt instruments at amortized costs, the Group applies the low credit risk simplification. At every reporting date, the Group evaluates whether the debt instrument is considered to have low credit risk using all reasonable and supportable information that is available without undue cost or effort. In making that evaluation, the Group reassesses the internal credit rating of the debt instrument. In addition, the Group considers that there has been a significant increase in credit risk when contractual payments are more than 30 days past due. The probability of default and loss given defaults are publicly available and are considered to be low credit risk investments. It is the Group's policy to measure ECLs on such instruments on a 12-month basis. However, when there has been a significant increase in credit risk since origination, the allowance will be based on the lifetime ECL. To estimate the ECL for cash and cash equivalents, short-term and long-term investments and debt instruments, the Group uses the ratings published by a reputable rating agency.

For receivables, the Group applies a simplified approach in calculating ECLs. Therefore, the Group does not track changes in credit risk, but instead recognizes a loss allowance based on lifetime ECLs at each reporting date. The Group has established a provision matrix that is based on its historical credit loss experience, adjusted for forward-looking factors specific to the debtors and the economic environment.

The Group considers a financial asset in default when contractual payments are 90 days past due. However, in certain cases, the Group may also consider a financial asset to be in default when internal or external information indicates that the Group is unlikely to receive the outstanding contractual amounts in full before taking into account any credit enhancements held by the Group. A financial asset is written off when there is no reasonable expectation of recovering the contractual cash flows.

Financial Liabilities

Initial Recognition and Measurement

Financial liabilities are classified, at initial recognition, as financial liabilities at FVTPL, loans and borrowings, payables, or as derivatives designated as hedging instruments in an effective hedge, as appropriate.

All financial liabilities are recognized initially at fair value and, in the case of loans and borrowings and payables, net of directly attributable transaction costs.

Subsequent measurement

For purposes of subsequent measurement, financial liabilities are classified in two categories:

- Financial liabilities at FVTPL
- Financial liabilities at amortized cost (loans and borrowings)

Financial liabilities at amortized cost (Loans and borrowings)

This is the category most relevant to the Group. After initial recognition, loans and borrowings and payables are subsequently measured at amortized cost using the EIR method. Gains and losses are recognized in the consolidated statement of income when the liabilities are derecognized as well as through the EIR amortization process.

Amortized cost is calculated by taking into account any discount or premium on acquisition and fees or costs that are an integral part of the EIR. The EIR amortization is included as finance costs in the consolidated statement of income.

The Group's financial liabilities under this category includes accounts and other payables.

Derecognition of Financial Assets and Liabilities

Financial assets

A financial asset (or, where applicable, a part of a financial asset or part of a group of similar financial assets) is primarily derecognized (i.e., removed from the Group's consolidated statement of financial position) when:

- The rights to receive cash flows from the asset have expired; or
- The Group has transferred its rights to receive cash flows from the asset or has assumed an obligation to pay the received cash flows in full without material delay to a third party under a 'pass-through' arrangement; and either (a) the Group has transferred substantially all the risks and rewards of the asset, or (b) the Group has neither transferred nor retained substantially all the risks and rewards of the asset, but has transferred control of the asset.

When the Group has transferred its rights to receive cash flows from an asset or has entered into a pass-through arrangement, it evaluates if, and to what extent, it has retained the risks and rewards of ownership. When it has neither transferred nor retained substantially all of the risks and rewards of the asset, nor transferred control of the asset, the Group continues to recognize the transferred asset to the extent of its continuing involvement. In that case, the Group also recognizes an associated liability. The transferred asset and the associated liability are measured on a basis that reflects the rights and obligations that the Group has retained.

Continuing involvement that takes the form of a guarantee over the transferred asset is measured at the lower of the original carrying amount of the asset and the maximum amount of consideration that the Group could be required to repay.

Financial liability

A financial liability is derecognized when the obligation under the liability is discharged or cancelled or has expired. When an existing financial liability is replaced by another from the same lender on substantially different terms, or the terms of an existing liability are substantially modified, such an exchange or modification is treated as the derecognition of the original liability and the recognition of a new liability. The difference in the respective carrying amounts is recognized in the statement of comprehensive income.

Offsetting of Financial Instruments

Financial assets and financial liabilities are offset and the net amount is reported in the statement of financial position if there is a currently enforceable legal right to offset the recognized amounts and there is an intention to settle on a net basis, to realize the assets and settle the liabilities simultaneously. The Group assesses that it has a currently enforceable right of offset if the right is not contingent on a future event, and is legally enforceable in the normal course of business, event of default, and event of insolvency or bankruptcy of the Company and all of the counterparties.

Fair Value Measurement

Fair value is the price that would be received to sell an asset or paid to transfer a liability in an orderly transaction between market participants at the measurement date. The fair value measurement is based on the presumption that the transaction to sell the asset or transfer the liability takes place either:

- In the principal market for the asset or liability, or,
- In the absence of a principal market, in the most advantageous market for the asset or liability

The principal or the most advantageous market must be accessible to the Group.

The fair value of an asset or a liability is measured using the assumptions that market participants would use when pricing the asset or liability, assuming that market participants act in their economic best interest.

A fair value measurement of a non-financial asset takes into account a market participant's ability to generate economic benefits by using the asset in its highest and best use or by selling it to another market participant that would use the asset in its highest and best use.

The Group uses valuation techniques that are appropriate in the circumstances and for which sufficient data are available to measure fair value, maximizing the use of relevant observable inputs and minimizing the use of unobservable inputs.

All assets and liabilities for which fair value is measured or disclosed in the financial statements are categorized within the fair value hierarchy, described as follows, based on the lowest level input that is significant to the fair value measurement as a whole:

- Level 1 - Quoted (unadjusted) market prices in active markets for identical assets or liabilities
- Level 2 - Valuation techniques for which the lowest level input that is significant to the fair value measurement is directly or indirectly observable
- Level 3 - Valuation techniques for which the lowest level input that is significant to the fair value measurement is unobservable

For assets and liabilities that are recognized in the consolidated financial statements on a recurring basis, the Group determines whether transfers have occurred between Levels in the hierarchy by re-assessing categorization (based on the lowest level input that is significant to the fair value measurement as a whole) at the end of each reporting period.

Crude Oil Inventory

Crude oil inventory is carried at NRV at the time of production. NRV is the estimated Brent oil selling price less cost to sell. The estimated selling price is the market value of crude oil inventory for the reporting month adjusted taking into account fluctuations of price directly relating to events occurring after the end of the reporting period to the extent that such events confirm conditions existing at the end of the reporting period. Estimated cost to sell is the cost incurred necessary to complete the sale (e.g., freight charges, transportation costs, etc.). The share in the ending crude oil inventory is not recognized as revenue and charged against share in costs and operating expenses.

Property and Equipment

Transportation equipment, office furniture and equipment and leasehold improvement are carried at cost less accumulated depreciation and any impairment in value.

The initial cost of property and equipment, other than wells, platforms and other facilities, comprises its construction cost or purchase price and any directly attributable costs of bringing the property and equipment to its working condition and location for its intended use. Subsequent costs are capitalized as part of these assets only when it is probable that future economic benefits associated with the item will flow to the Group and the cost of the items can be measured reliably. All other repairs and maintenance are charged against current operations as incurred. Wells, platforms and other facilities are carried at cost less accumulated depletion and any impairment in value.

In situations where it can be clearly demonstrated that the expenditures have resulted in an increase in the future economic benefits expected to be obtained from the use of an item of property and equipment beyond its originally assessed standard of performance, the expenditures are capitalized as additional costs of property and equipment.

When assets are retired or otherwise disposed of, the cost of the related accumulated depletion and depreciation and amortization and provision for impairment losses, if any, are removed from the accounts and any resulting gain or loss is credited or charged against current operations.

Depreciation of property and equipment, other than wells, platforms and other facilities, commences once the assets are put into operational use and is computed on a straight-line basis over the estimated useful lives (EUL) of the assets as follows:

	Years
Transportation equipment	6
Office furniture and equipment	5-10
Leasehold improvement	5

The EUL and depletion and depreciation, residual values and amortization methods are reviewed periodically to ensure that the period and methods of depletion and depreciation and amortization are consistent with the expected pattern of economic benefits from items of property and equipment.

Depletion and depreciation of an item of property and equipment begins when it becomes available for use, i.e., when it is in the location and condition necessary for it to be capable of operating in the manner intended by management.

Depletion and depreciation ceases when an item of property and equipment is fully depleted or depreciated or at the earlier of the date that the item is classified as held for sale (or included in a disposal group that is classified as held for sale) in accordance with PFRS 5, *Non-current Assets Held for Sale and Discontinued Operations*, and the date the asset is derecognized. The Group uses the unit-of-production method in depleting its wells, platforms and other facilities, hence the charge can be zero while there is no production.

When assets are retired or otherwise disposed of, the cost and related accumulated depletion, and depreciation, and any allowance for impairment are removed from the accounts and any gain or loss resulting from their disposals is recognized in the consolidated statement of income.

The asset's reserves, useful lives and depletion and depreciation methods are reviewed periodically to ensure that the periods and methods of depletion and depreciation are consistent with the expected pattern of economic benefits from items of property and equipment.

Fully depreciated assets are retained in the account until they are no longer in use and no further depreciation is charged to current operations.

Other Noncurrent Assets

Deferred Exploration Costs

The Group follows the full cost method of accounting for exploration costs determined on the basis of each SC area. Under this method, all exploration costs relating to each SC are deferred pending determination of whether the contract area contains oil and gas reserves in commercial quantities. The exploration costs relating to the SC area where oil and gas in commercial quantities are discovered are subsequently capitalized as "Wells, platforms and other facilities" shown under the "Property and equipment" account in the consolidated statement of financial position upon commercial production. When the SC is permanently abandoned or the Group has withdrawn from the consortium, the related deferred oil exploration costs are written off. SCs are considered permanently abandoned if the SCs have expired and/or there are no definite plans for further exploration and/or development.

Interest in Joint Arrangements

PFRS defines a joint arrangement as an arrangement over which two or more parties have joint control over the arrangement. Joint control is the contractually agreed sharing of control of an arrangement, which exists only when decisions about the relevant activities (being those that significantly affect the returns of the arrangement) require unanimous consent of the parties sharing control.

Joint Operations

A joint operation is a type of joint arrangement whereby the parties that have joint control of the arrangement have rights to the assets and obligations for the liabilities, relating to the arrangement.

In relation to its interests in joint operations, the Group recognizes its:

- Assets, including its share of any assets held jointly
- Liabilities, including its share of any liabilities incurred jointly
- Revenue from the sale of its share of the output arising from the joint operation
- Share of the revenue from the sale of the output by the joint operation
- Expenses, including its share of any expenses incurred jointly.

Impairment of Nonfinancial Assets

The Group assesses at each reporting date whether there is an indication that the Group's property and equipment and deferred exploration costs may be impaired. If any such indication exists, or when an annual impairment testing for an asset is required, the Group makes an estimate of the asset's recoverable amount. Recoverable amount is the higher of an asset's or cash-generating unit's (CGU) fair value less cost to sell and its value in use and is determined for an individual asset, unless the asset does not generate cash inflows that are largely independent of those from other assets or group of assets.

Where the carrying amount of an asset exceeds its recoverable amount, the asset is considered impaired and is written down to its recoverable amount. In assessing value in use, the estimated future cash flows are discounted to their present value using a pre-tax discount rate that reflects current market assessments of the time value of money and the risks specific to the asset.

An assessment is made at each reporting date as to whether there is any indication that previously recognized impairment losses may no longer exist or may have decreased. If such indication exists, the Group makes an estimate of recoverable amount. A previously recognized impairment loss is reversed only if there has been a change in the estimates used to determine the asset's recoverable amount since the last impairment loss was recognized. If that is the case, the carrying amount of the asset is increased to its recoverable amount. That increased amount cannot exceed the carrying amount that would have been determined, net of depletion, depreciation and amortization, had no impairment loss been recognized for the asset in prior years. Such reversal is recognized in the consolidated statement of income unless the asset is carried at revalued amount, in which case the reversal is treated as a revaluation increase.

Equity

Capital Stock

Capital stock is measured at par value for all shares subscribed, issued and outstanding. When the Group issues more than one class of stock, a separate account is maintained for each class of stock and the number of shares issued. When the Group issues shares in excess of par, the excess is recognized in the "Capital in excess of par value" account; any incremental costs incurred directly attributable to the issuance of new shares are treated as deduction from it. If additional paid in capital is not sufficient, the excess is charged against retained earnings.

Subscriptions Receivable

Subscriptions receivable represents the amount for which the shares were subscribed but not fully paid.

Retained Earnings

Retained earnings represents cumulative balance of profit and losses of the Group and with consideration of any changes in accounting policies and errors applied retrospectively.

Earnings Per Share (EPS)

EPS is determined by dividing net income by the weighted average number of shares outstanding for each year after retroactive adjustment for any stock dividends declared.

Other Comprehensive Income (OCI)

OCI are items of income and expense that are not recognized in profit or loss for the year in accordance with PFRSs. The Group's OCI pertains to reserve for fluctuation in value of FVOCI, remeasurement gains (losses) on pension liability and cumulative translation adjustment. Reserve for fluctuation in value of FVOCI and remeasurement gains (losses) on pension liability cannot be recycled to consolidated statement of income in the subsequent period. Upon derecognition, the cumulative translation adjustment is recycled to consolidated statement of income.

Revenue Recognition

Revenue from contracts with customers is recognized when control of the goods or services are transferred to the customer at an amount that reflects the consideration to which the Group expects to be entitled in exchange for those goods or services. The Group has generally concluded that it is the principal in its revenue arrangements because it typically controls the goods or services before transferring them to the customer.

Revenue from Petroleum Operation

Revenue from petroleum operation is recognized at a point in time when the control of the goods has transferred from the Consortium Operator, on behalf of the sellers, to the buyer at the delivery point. Revenue is measured at the fair value of the consideration received or receivable.

The revenue recognized from the sale of petroleum products pertains to the Group's share in revenue from the joint operations. The revenue sharing is accounted for in accordance with PFRS 11, *Joints Arrangements*.

Interest Income

Interest income is recognized as it accrues using the EIR method, the rate that exactly discounts estimated future cash receipts through the expected life of the financial asset to the net carrying amount of that financial asset.

Dividend Income

Dividend income is recognized when the Group's right to receive the dividend is established, which is generally when the shareholders approve the dividend.

Costs and Expenses

Cost of services and general and administrative expenses are recognized in profit or loss when decrease in future economic benefits related to a decrease in an asset or an increase in a liability has arisen that can be measured reliably. These are recognized:

- (a) on the basis of a direct association between the costs incurred and the earning of specific items of income;
- (b) on the basis of systematic and rational allocation procedures when economic benefits are expected to arise over several accounting periods and the association can only be broadly or indirectly determined; or
- (c) immediately when expenditure produces no future economic benefits or when, and to the extent that, future economic benefits do not qualify or cease to qualify, for recognition in the consolidated statement of financial position as an asset.

Petroleum Production Cost

Petroleum production cost represents costs that are directly attributable in recognizing revenue from petroleum operations.

General and Administrative Expenses

General and administrative expenses constitute the costs of administering the business and are recognized when incurred.

Leases

Short-term leases and leases of low-value assets

The Group applies the short-term lease recognition exemption to its short-term leases of machinery and equipment (i.e., those leases that have a lease term of 12 months or less from the commencement date and do not contain a purchase option). It also applies the lease of low-value assets recognition exemption to leases of office equipment that are considered to be low value. Lease payments on short-term leases and leases of low-value assets are recognized as expense on a straight-line basis over the lease term.

Income Taxes

Current Income Tax

Current income tax assets and liabilities for the current and prior periods are measured at the amount expected to be recovered from or paid to the taxation authorities. The tax rates and tax laws used to compute the amount are those that are enacted or substantively enacted at the reporting date.

Current income tax is recognized in the consolidated statement of income, except to the extent that it relates to items recognized in other comprehensive income or directly in equity, in which case the tax is also recognized in other comprehensive income or directly in equity, respectively. Management periodically evaluates positions taken in the tax returns with respect to situations in which applicable tax regulations are subject to interpretation and establishes provisions where appropriate.

Deferred Income Tax

Deferred income tax is provided, using the liability method, on all temporary differences, with certain exceptions, at reporting date between the tax bases of assets and liabilities and their carrying amounts for financial reporting purposes.

Deferred tax liabilities are recognized for all taxable temporary differences, except:

- when the deferred tax liability arises from the initial recognition of goodwill or an asset or liability in a transaction that is not a business combination and, at the time of the transaction, affects neither the accounting profit nor taxable profit or loss; and
- in respect of taxable temporary differences associated with investments in subsidiaries, associates and interests in joint arrangements, when the timing of the reversal of the temporary differences can be controlled and it is probable that the temporary differences will not reverse in the foreseeable future.

Deferred tax assets are recognized for all deductible temporary differences, carryforward of unused tax credits from excess of minimum corporate income tax (MCIT) over the regular corporate income tax (RCIT) and net operating loss carryover (NOLCO), to the extent that it is probable that taxable profit will be available against which the deductible temporary

differences and carryforward of unused tax credits from excess MCIT and NOLCO can be utilized, except:

- where the deferred tax asset relating to the deductible temporary difference arises from the initial recognition of an asset or liability in a transaction that is not a business combination and, at the time of the transaction, affects neither the accounting profit nor taxable profit; and
- in respect of deductible temporary differences associated with investments in subsidiaries, associates and interests in joint ventures, deferred tax assets are recognized only to the extent that it is probable that the temporary differences will reverse in the foreseeable future and taxable profit will be available against which the temporary differences can be utilized.

The carrying amount of deferred tax assets is reviewed at each financial reporting date and reduced to the extent that it is no longer probable that sufficient taxable profit will be available to allow all or part of the deferred tax asset to be utilized. Unrecognized deferred tax assets are reassessed at each reporting date and are recognized to the extent that it has become probable that future taxable profit will allow the deferred tax assets to be recovered.

Deferred tax assets and liabilities are measured at the tax rate that are expected to apply to the period when the asset is realized or the liability is settled, based on tax rates and tax laws that have been enacted or substantively enacted at the reporting date.

Accordingly, deferred tax relating to other comprehensive income and equity items are recognized directly in equity and other comprehensive income, respectively.

Deferred tax assets and deferred tax liabilities are offset if a legally enforceable right exists to set off current tax assets against current tax liabilities and the deferred taxes relate to the same taxable entity and the same taxation authority.

Retirement Benefit Liability

The net defined benefit liability or asset is the aggregate of the present value of the defined benefit obligation at the end of the reporting period reduced by the fair value of plan assets (if any), adjusted for any effect of limiting a net defined benefit asset to the asset ceiling. The asset ceiling is the present value of any economic benefits available in the form of refunds from the plan or reductions in future contributions to the plan.

The cost of providing benefits under the defined benefit plans is actuarially determined using the projected unit credit method.

Defined benefit costs comprise the following:

- Service costs
- Net interest on the net defined benefit liability or asset
- Remeasurements of net defined benefit liability or asset

Service costs which include current service costs, past service costs and gains or losses on non-routine settlements are recognized as expense in profit or loss. Past service costs are recognized when plan amendment or curtailment occurs. These amounts are calculated periodically by independent qualified actuary.

Net interest on the net defined benefit liability or asset is the change during the period in the net defined benefit liability or asset that arises from the passage of time which is determined by applying the discount rate based on government bonds to the net defined benefit liability or asset.

Net interest on the net defined benefit liability or asset is recognized as expense or income in the consolidated statement of income.

Remeasurements comprising actuarial gains and losses, return on plan assets and any change in the effect of the asset ceiling (excluding net interest on defined benefit liability) are recognized immediately in OCI in the period in which they arise. Remeasurements are not reclassified to consolidated statement of income in subsequent periods. All remeasurements recognized in OCI account "Remeasurement gains (losses) on pension liabilities" are not reclassified to another equity account in subsequent periods.

Plan assets are assets that are held by a long-term employee benefit fund. Plan assets are not available to the creditors of the Group, nor can they be paid directly to the Group. Fair value of plan assets is based on market price information. When no market price is available, the fair value of plan assets is estimated by discounting expected future cash flows using a discount rate that reflects both the risk associated with the plan assets and the maturity or expected disposal date of those assets (or, if they have no maturity, the expected period until the settlement of the related obligations). If the fair value of the plan assets is higher than the present value of the defined benefit obligation, the measurement of the resulting defined benefit asset is limited to the present value of economic benefits available in the form of refunds from the plan or reductions in future contributions to the plan.

The Group's right to be reimbursed of some or all of the expenditure required to settle a defined benefit obligation is recognized as a separate asset at fair value when and only when reimbursement is virtually certain.

Operating Segments

The Group's operating businesses are organized and managed separately according to the nature of the products and services provided, with each segment representing a strategic business unit that offers different products and serves different markets. The Group's business and only operating segment pertains to oil exploration and development. Business segments involved in furniture manufacturing and distribution and real estate have ceased operations.

Provisions

Provisions are recognized only when the Group has: (a) a present obligation (legal or constructive) as a result of a past event; (b) it is probable that an outflow of resources embodying economic benefits will be required to settle the obligation; and (c) a reliable estimate can be made of the amount of the obligation. If the effect of the time value of money is material, provisions are determined by discounting the expected future cash flows at a pre-tax rate that reflects current market assessments of the time value of money and, where appropriate, the risks specific to the liability. Where discounting is used, the increase in the provision due to the passage of time is recognized as an interest expense. Provisions are

reviewed at each reporting date and adjusted to reflect the current best estimate. If it is no longer probable that an outflow of the resources embodying economic benefits will be required to settle the obligation, the provision is reversed.

Events After the Reporting Date

Post year-end events up to the date of auditor's report that provide additional information about the Group's position at the reporting date (adjusting events) are reflected in the consolidated financial statements. Post year-end events that are non-adjusting events are disclosed in the notes to consolidated financial statements when material.

5. Material Accounting Judgments, Estimates and Assumptions

The preparation of the consolidated financial statements in compliance with PFRS requires the Group to make judgments, estimates and assumptions that affect the amount reported in the consolidated financial statements and accompanying notes. Future events may occur which will cause the assumptions used in arriving at the estimates to change. The effects of any change in estimates are reflected in the consolidated financial statements, as they become reasonably determinable.

Judgments, estimates and assumptions are continually evaluated and are based on historical experience and other factors, including expectations of future events that are believed to be reasonable under the circumstances.

Judgments

In the process of applying the Group's accounting policies, management has made the following judgments, apart from those involving estimations, which has the most significant effect on the amounts recognized in the consolidated financial statements.

Determination and Classification of a Joint Arrangement

Judgment is required to determine when the Group has joint control over an arrangement, which requires an assessment of the relevant activities and when the decisions in relation to those activities require unanimous consent. The Group has determined that the relevant activities for its joint arrangements are those relating to operations and capital decisions of the arrangement.

Judgment is also required to classify a joint arrangement. Classifying the arrangement requires the Group to assess their rights and obligations arising from the arrangement. Specifically, the Group considers:

- The structure of the joint arrangement - whether structured through a separate vehicle
- When the arrangement is structured through a separate vehicle, the Group considers the rights and obligations arising from:
 - a. The legal form of the separate vehicle;
 - b. The terms of the contractual arrangement; and
 - c. Other facts and circumstances (when relevant).

This assessment often requires significant judgment, and a different conclusion on joint control and also whether the arrangement is a joint operation or a joint venture, may materially impact the accounting treatment for each assessment.

As at March 31, 2024 and 2023, there has been no change in the Group's joint arrangement classification and remains to be in the form of a joint operation.

Determination of Functional Currency

The entities within the Group determine the functional currency based on economic substance of underlying circumstances relevant to each entity within the Group. The determination of functional currency was based on the primary economic environment in which each of the entities generates and expends cash. The Parent Company and LOGPOCOR's functional currency is the US Dollar. The functional currency of OMWI and OLC is Philippine Peso.

Provisions and Contingencies

In the normal course of business, the Group is subject to certain exposure and claims by third parties. The Group does not believe that this exposure will have a probable material effect on the Group's financial position. It is possible, however, that future results of operations could be materially affected by changes in the judgment and estimates or in the effectiveness of the strategies relating to this exposure.

Estimates and Assumptions

The key assumptions concerning the future and other key sources of estimation uncertainty at the reporting date, that have a significant risk of causing a material adjustment to the carrying amounts of assets and liabilities within the next financial year are discussed below:

Estimation of Provision for ECLs of Receivables

The Group uses a provision matrix to calculate ECLs for receivables and debt instruments at amortized cost. The provision rates are based on days past due of each counterparty that have similar loss pattern.

The provision matrix is initially based on the Group's historically observed default rates. The Group calibrates the matrix to adjust the historical credit loss experience with forward-looking information. For instance, if forecast economic conditions (i.e., gross domestic product and inflation rate) are expected to deteriorate over the next year which can lead to an increased number of defaults of the counter parties, the historical default rates are adjusted. At every reporting date, the historically observed default rates are updated and changes in the forward-looking estimates are analyzed.

The assessment of the correlation between historical observed default rates, forecasted economic conditions and ECLs is a significant estimate. The amount of ECLs is sensitive to changes in circumstances and of forecasted economic conditions. The Group's historical credit loss experience and forecast of economic conditions may also not be representative of the counter party's actual default in the future.

No provision for ECL on the Group's receivables were recognized in 2024 and 2023. Total carrying value of receivables amounted to \$0.60 million and \$0.39 million as at March 31, 2024 and 2023, respectively.

Estimating Provision for Plug and Abandonment Costs

Significant estimates and assumptions are made in determining the provision for decommissioning. Factors affecting the ultimate amount of liability include estimates of the extent and costs of decommissioning activities, technological changes, regulatory changes, cost increases, and changes in discount and foreign exchange rates. Those uncertainties may result in future actual expenditure differing from the amounts currently provided.

The Group recognized provision for plug and abandonment costs amounting to \$1.09 million and \$1.05 million as at March 31, 2024 and 2023, respectively, with respect to the decommissioning plan for SC 14C1 - Galoc Block. There were no plug and abandonment costs incurred in 2024 and 2023 as SC 14C1, the sole operating block, is not yet due for plugging and abandonment.

Estimation of Oil Reserves

The estimation of oil reserves requires significant judgment and assumptions by management and engineers and has a material impact on the consolidated financial statements, particularly on the depletion of wells, platforms and other facilities and impairment testing. There is the inherent uncertainty in estimating oil reserve quantities arising from the exercise of significant management judgment and consideration of inputs from geologists/engineers and complex contractual arrangements involved as regards the Group's share of reserves in the service contract area. This reserve estimate also depends on the amount of reliable geological and engineering data available at the time of the estimate and the interpretation of these data.

Estimates of reserves for undeveloped or partially developed fields are subject to greater uncertainty over their future life than estimates of reserves for fields that are substantially developed and depleted. As a field goes into production, the amount of proved and probable reserves will be subject to future revision once additional information becomes available. As those fields are further developed, new information may lead to revisions.

The estimated remaining proved and probable oil reserves totaled to 0.89 million and 1.43 million barrels for Galoc oil field as of December 31, 2023 and 2022, respectively. On March 13, 2019, production in the SC 14A, B&B-1 - Nido, Matinloc & North Matinloc fields were terminated permanently. The plug and abandonment of wells was completed in October 2020. Meanwhile, SC 14C2 remains without production, thus depletion charge is nil in 2024 and 2023.

All proved and probable reserve estimates are subject to revision, either upward or downward, based on new information, such as from development drilling and production activities or from changes in economic factors, including product prices, contract terms or development plans. Estimates of reserves for undeveloped or partially developed fields are subject to greater uncertainty over their future life than estimates of reserves for fields that are substantially developed and depleted. As those fields are further developed, new information may lead to revisions.

Impairment of wells, platforms and other facilities of SC14C2

Impairment exists when the carrying value of an asset or cash generating unit exceeds its recoverable amount, which is the higher of its fair value less costs of disposal and its value-in-use. The fair value less costs of disposal calculation is based on available data from binding sales transactions, conducted at arm's length, for similar assets or observable market prices less incremental costs of disposing of the asset. The value-in-use calculation is based

on a discounted cash flows (DCF) model. The cash flows are derived from the budget for the next four years and seven years for SC 14C2 on December 31, 2023 and 2022, respectively, and do not include restructuring activities that the Group is not yet committed to or significant future investments that will enhance the performance of the assets of the CGU being tested.

The calculation of value-in-use for the Wells, Platforms and Other Facilities of SC 14C2 is most sensitive to the forecasted oil prices which are estimated with reference to external market forecasts of Brent crude prices; volume of resources and reserves which are based on resources and reserves report prepared by third parties; capital expenditure, production and operating costs which are based on the Group's historical experience, approved work programs and budgets, and latest life of well models; and discount rate which were estimated based on the industry weighted average cost of capital (WACC), which includes the cost of equity and debt after considering the gearing ratio. The pre-tax discount rates applied to cash flow projections range are 11.10% and 14.75% as at December 31, 2023 and 2022, respectively.

No impairment losses were recognized in 2024 and 2023 for SC 14C2.

Estimating Retirement Benefit Expense

The cost of pension and the present value of the pension obligation are determined using actuarial valuations. The actuarial valuation involves making various assumptions. These assumptions include among others, the determination of the discount rate, salary increase rate and employee turnover rate. Due to the complexity of the valuation, the underlying assumptions and its long-term nature, defined benefit obligations are highly sensitive to changes in these assumptions. All assumptions are reviewed at each reporting date.

In determining the appropriate discount rate, management considers the interest rates of government bonds that are denominated in the currency in which the benefits will be paid, with extrapolated maturities corresponding to the expected duration of the defined benefit obligation. Salary increase rate is based on expected future inflation rates for the specific country and other relevant factors and employee turnover rate is based on Group's experience on employees resigning prior to their retirement.

Assessing Recoverability of Deferred Income Tax Assets

Deferred tax assets are recognized for all deductible temporary differences to the extent that it is probable that taxable income will be available against which the deductible temporary differences can be utilized. The Group's assessment on the recognition of deferred tax assets on deductible temporary differences is based on the projected taxable income in the succeeding periods. This projection is based on the Company's past results and future results of operations.

Assessing Recoverability of Deferred Oil Exploration Costs

The Group assesses impairment on deferred exploration costs when facts and circumstances suggest that the carrying amount of the asset may exceed its recoverable amount. Deferred oil exploration costs are reviewed for impairment whenever circumstances indicate that the carrying amount of an asset may not be recoverable.

Facts and circumstances that would require an impairment assessment as set forth in PFRS 6, *Exploration for and Evaluation of Mineral Resources*, are as follows:

- The period for which the Group has the right to explore in the specific area has expired or will expire in the near future, and is not expected to be renewed;
- Substantive expenditure on further exploration for and evaluation of mineral resources in the specific area is neither budgeted nor planned;
- Exploration for and evaluation of mineral resources in the specific area have not led to the discovery of commercially viable quantities of mineral resources and the entity has decided to discontinue such activities in the specific area; and
- Sufficient data exist to indicate that, although a development in the specific area is likely to proceed in full from successful development or by sale.

Key inputs and assumptions used in the assessment are as follows:

- Estimated reserves – which are based on oil resources reports based on the information gathered from seismic and geological data, analyses and evaluation activities;
- Pre-tax discount rate of 11.10% in 2023 and 14.75% in 2022 – which represent the current market assessment of the risks specific to each CGU, taking into consideration the time value of money and individual risks of the underlying assets that have not been incorporated in the cash flow estimates. The discount rate calculation is derived from the Group's weighted average cost of capital (WACC), with appropriate adjustments made to reflect the risks specific to the CGU and to determine pre-tax rate. The WACC takes into account both debt and equity. Adjustments to discount rate are made to factor in the specific amount and timing of the future tax flows in order to reflect a pre-tax discount rate; and
- Oil prices of \$75/bbl and \$88/bbl in 2023 and 2022, respectively – which are estimated with reference to external market forecasts of Brent and WTI crude prices.

The Group used a weighted average scenario probability in its calculation of value in use.

As at March 31, 2024 and 2023, the carrying values of deferred oil exploration costs amounted to \$0.75 million. No impairment losses were recognized in 2024 and 2023.

6. Cash and Cash Equivalents

This account consists of:

	2024	2023
Petty cash fund	\$178	\$184
Cash in banks	1,805,412	1,318,926
Short-term deposits	15,672,443	14,326,434
	\$17,478,033	\$15,645,544

Cash in banks earn interest at the prevailing bank deposit rates. Cash equivalents are made for varying periods of up to three (3) months depending on the immediate cash requirements of the Group and earn interest at the prevailing short-term deposit rates ranging from 5.00% to 6.38% and 3.40% to 5.75% per annum in 2024 and 2023, respectively.

There are no cash restrictions on the Group's cash balance as at March 31, 2024 and 2023.

7. Receivables

This account consists of:

	2024	2023
Due from operator	\$54,236	\$58,699
Interest receivable	337,364	260,785
Dividend receivable	207,146	66,482
	\$598,746	\$385,966

Due from operators represent the excess of proceeds from crude oil liftings over the amounts advanced by the contract operator for the Group's share in exploration, development and production expenditures.

Due from operators are noninterest-bearing and are generally on 1 to 30-day terms. There are no past due nor impaired receivables as at March 31, 2024 and 2023.

Interest receivable pertains to interest income to be received by the Group in relation to its debt instruments at amortized cost.

Dividend receivable pertains to cash dividends to be received by the Group in relation to its quoted equity instruments at FVOCI.

8. Investments

Equity Instruments at FVOCI

Equity instruments at FVOCI represent equity instruments in quoted shares carried at fair value as at the end of the reporting period.

Movement in the reserve for changes in value of equity instruments at FVOCI are as follows:

	2024	2023
At January 1	(\$5,392,197)	(\$4,567,769)
Fair value changes during the year	(27,145)	741,516
At March 31	(\$5,419,342)	(\$3,826,253)

The carrying values of equity instruments at FVOCI have been determined as follows:

	2024	2023
At January 1	\$21,212,455	\$26,616,788
Additions	210,156	907,696
Fair value changes during the year	(27,145)	741,516
At March 31	\$21,395,466	\$28,266,000

Debt Instruments at Amortized Cost

In 2024, the Group acquired a fixed rate bond from government securities amounting to \$0.89 million (₱50.00 million). The bond pays interest at 6.25% per annum and will mature on February 28, 2029.

In 2023, the Group acquired various fixed rate bonds from government securities amounting to \$5.91 million (₱334.38 million). The various bonds pay interest at rates ranging from 5.75% to 6.13% per annum and will mature starting August 22, 2028 to April 11, 2029.

In 2022, the Group acquired various fixed rate bonds from corporate bond issuers and government securities amounting to \$6.46 million (₱336.51 million). The various bonds pay interest at rates ranging from 4.77% to 6.80% per annum and will mature starting February 18, 2027 to July 4, 2029.

In 2021, the Group acquired various fixed rate bonds from corporate bond issuers amounting to \$6.74 million (₱336.65 million). The various bonds pay interest at rates ranging from 3.60% to 8.50% per annum and will mature starting May 4, 2025 to December 2, 2028.

In 2019, the Group acquired various fixed rate bonds from corporate bond issuers amounting to \$13.47 million (₱700.00 million). The various bonds pay interest at rates ranging from 4.70% to 5.10% per annum and will mature starting June 28, 2021 to May 6, 2026.

The carrying values of investments in bonds, classified as debt instruments at amortized cost, are as follows:

	2024	2023
At January 1	\$36,818,345	\$30,613,863
Additions	891,663	913,342
Unrealized foreign exchange gain (loss)	(406,922)	956,397
At March 31	37,303,086	32,483,602
Less: current portion	5,952,275	-
Non-current portion	\$31,350,811	\$32,483,602

9. Property and Equipment

The rollforward analysis of this account follows:

	2024			
	Wells, Platforms and Other Facilities	Transportation Equipment	Office Improvement, Furniture and Equipment	Total
Cost				
At January 1	\$89,567,682	\$271,037	\$142,955	\$89,981,674
Additions	-	-	-	-
Disposal	-	(19,993)	-	(19,993)
At March 31	89,567,682	251,044	142,955	89,961,681

2024				
	Wells, Platforms and Other Facilities	Transportation Equipment	Office Improvement, Furniture and Equipment	Total
Accumulated Depletion, Depreciation and Amortization				
At January 1	78,364,495	248,947	49,484	78,662,926
Depletion and depreciation	88,479	1,690	3,974	94,143
Disposal	-	(19,993)	-	(19,993)
At March 31	78,452,974	230,644	53,458	78,737,076
Net Book Value at March 31	\$11,114,708	\$20,400	\$89,497	\$11,224,605
2023				
	Wells, Platforms and Other Facilities	Transportation Equipment	Office Improvement, Furniture and Equipment	Total
Cost				
At January 1	\$89,557,624	\$271,037	\$142,955	\$89,971,616
Additions	-	-	-	-
At March 31	89,557,624	271,037	142,955	89,971,616
Accumulated Depletion and Depreciation				
At January 1	77,961,191	238,807	25,596	78,225,594
Depletion and depreciation	98,872	2,535	5,978	107,385
At March 31	78,060,063	241,342	31,574	78,332,979
Net Book Value at March 31	\$11,497,561	\$29,695	\$111,381	\$11,638,637

In 2023 and 2022, the Group performed impairment test for the Wells, Platforms and Other Facilities of SC 14C2 since it continues to be a non-producing block and its license to operate is nearing expiration.

Impairment test of SC 14C2 – West Linapacan

The recoverable amount of the Wells, Platforms and Other Facilities of SC 14C2 as at December 31, 2023 and 2022 has been determined based on a value-in-use calculation using cash flow projections from work program and budget approved by senior management covering a seven-year period as at those years. The work program and budget for the immediately succeeding year as at December 31, 2023 and 2022 were duly approved by the DOE. The pre-tax discount rates applied to the cash flow projections were 11.10% and 14.22% as of December 31, 2023 and 2022, respectively. As a result of this analysis, the management has not recognized any impairment for the Wells, Platforms and Other Facilities of SC 14C2 as at December 31, 2023 and 2022.

10. Other Noncurrent Assets

	2024	2023
Deferred exploration costs	\$754,946	\$753,668
Decommissioning fund	923,067	885,935
	\$1,678,013	\$1,639,603

Deferred exploration costs

The full recovery of the deferred oil exploration costs incurred in connection with the Group's participation in the acquisition and exploration of petroleum concessions is dependent upon the discovery of oil and gas in commercial quantities from the respective petroleum, concessions and the success of the future development thereof. Deferred exploration costs primarily relate to SC 6.

	2024	2023
Cadlao and Bonita Block – Oil Field	\$642,180	\$642,180
Zambales and Dinagat Islands – Nickel	92,101	90,823
Others	20,665	20,665
	\$754,875	\$753,668

SC 6 and 6B Cadlao and Bonita Block

SC 6B Bonita Block is part of the retained area of the original SC 6 granted in 1973. The 10-year exploration period and the subsequent 25-year production period expired last February 2009.

In 2009, a 15-year extension period for the Bonita Block was requested from and subsequently granted by the DOE.

In 2018, one of the joint venturers, Phinma Energy Corporation (formerly, Trans-Asia Oil & Energy Corporation), relinquished its participating interest of 14.063% and assigned this to the remaining partners. The relinquishment and assignment of interest was approved by the DOE.

An in-house evaluation completed by the Operator, Philodrill, in early 2016 shows the East Cadlao Prospect has marginal resources which cannot be developed on a "stand-alone" basis. However, it remains prospective being near the Cadlao Field, which lies in another contract area. In view of this, the Consortium has requested for the reconfiguration of SC 6B to append the Cadlao Field for possible joint development in the future. On March 14, 2018, the DOE approved the annexation of SC 6 to SC 6B. Subsequently, a seismic reprocessing program over East Cadlao and Cadlao Field will now be undertaken.

On October 17, 2019, Philodrill, as the current operator of the SC 6B, received DOE's approval for the transfer of 70% participating interest of the members of the consortium in SC 6B to Manta Oil Company Ltd. (MOCL / Manta Oil). As a result, the Parent Company's interest in SC 6B decreased to 4.909%.

In 2020, the work program and budget for the calendar year 2021 was submitted and approved by the DOE. However, the preparation and submission of a new Plan of Development (POD) was delayed due to the COVID-19 pandemic which caused travel restrictions and lockdowns. The POD should have been submitted by the 1st Quarter of 2021

for DOE evaluation. A request by Manta Oil was made to the DOE for an extension for the submission of the new Cadlao POD. The extension request was granted up to December 2021.

In 2021, MOCL was unable to submit to the DOE a new Plan of Development (POD) for the shut-in Cadlao Oilfield as well as proof of financial capability.

On December 2, 2021 Manta Oil issued a “Mutual Release of Claims” followed on December 6, 2021 by a “Notice of Withdrawal” re-assigning and transferring back to the Farmors / Joint Venture Partners their original participating interests in Bonita / Cadlao Block.

With restoration of the original participating interests to the SC-6B Consortium, the Philodrill Corporation resumed the role as the Operator of the contract area.

In a Partners’ Meeting held on December 13, 2021, Nido Petroleum Pty Ltd, one of the JV Partners, indicated in their proposal the following:

1. Increase its participating in SC-6B
2. Propose a Work Program & Budget (WP&B) for the calendar year 2022
3. Plan for an appraisal drilling of well(s) including the conduct of an Extended Well Test (EWT) in the Cadlao Field.

The increase will be by way of the other partners assigning up to 70% of their original interest to Nido Petroleum. Finally, a Deed of Assignment (DOA) of interest was drawn up and was submitted to the DOE for evaluation and approval.

Under the proposed FIA the assigning partners will be carried free by Nido Petroleum in the proposed 2022 Work Program & Budget, cost of appraisal drilling and EWT as well as implementation of the new Plan of Development. The carry free is up to the declaration of field commerciality.

The DOE approved last 19 December 2022 the following:

- The reassignment of interest to the SC-6B Joint Venture after the exit of Manta Oil Co. (MOCL) from SC-6B.
- The Deed of Assignment (DOA) of participating interest in SC-6B and transfer of Operatorship from Philodrill Corporation to Nido Petroleum Phil Ltd. This is in compliance with the related Farm In Agreement (FIA).
- The new participating interest of the Group after the withdrawal of MOCL and transfer of operatorship to Nido Petroleum decreased to 4.9092%, which was previously 16.364%.

Nido planned to drill the appraisal well and conduct the EWT in 2nd quarter of 2023. However, drilling has been pushed back due to challenges in rig availability. New schedule for the drilling is 2nd Quarter of 2024.

On December 7, 2023, the Department of Energy (DOE) has released the Department Circular (DC) No. DC2023-12-0033 “Guidelines on the Awarding of Petroleum Service Contracts for Development and Production”, whereas this circular emphasizes that an operator may apply for a Development and Production Petroleum Service Contracts through direct negotiation with DOE, provided, that the application be made prior to the expiration of

the remaining production term. The SC 6B production term reached its 50-year contract limit and expired last February 28, 2024.

The Consortium applied for the renewal of the SC6B and submitted the Plan of Development on December 27, 2023.

Further, in January 2024, the Consortium submitted a Letter of Intent and pertinent financial, technical and legal documents to apply for a development and production petroleum service contract under DC 2023-12-0033.

As of March 31, 2024, the application of the renewal of SC6B is in progress.

In 2023 and 2022, the Group performed impairment test for the deferred exploration costs since the service contract has already expired last February 28, 2024, and is currently being applied for a Development and Production Service Contract.

The recoverable amount of the deferred oil exploration cost as at December 31, 2023 and 2022 has been determined to be higher than its carrying value, based on a value-in-use calculation using cash flow projections approved by senior management covering a six-year period. The pre-tax discount rate applied to cash flow projections is 11.10% and 14.49% in 2023 and 2022, respectively. As a result of this analysis, management has not recognized any impairment for the deferred exploration costs.

The calculation of value-in-use for the deferred exploration costs is most sensitive to the forecasted oil prices which are estimated with reference to external market forecasts of Brent crude prices; volume of resources and reserves which are based on resources and reserves report prepared by the operations team; capital expenditure, production and operating costs which are based on the consortium operator's historical experience, approved work programs and budgets, and latest life of well models; and discount rate which were estimated based on the industry weighted average cost of capital (WACC), which includes the cost of equity and debt after considering the gearing ratio. The pre-tax discount rate applied to cashflow projections are 11.10% on December 31, 2023, and 14.75% on December 31, 2022.

As at March 31, 2024 and 2023, the carrying value of deferred exploration costs on SC6B amounted to \$0.64 million.

Exploration Permit Applications for Nickel and Other Associated Metals in Zambales and Dinagat Islands

As of March 31, 2024 and December 31, 2023, the Group continues to secure Exploration Permits (EP) for nickel and other associated metals. OPMC has submitted applications to the Mines and Geosciences Bureau (MGB)- Regional Office No. III for five (5) areas in Zambales with a total area of approximately 13,816 hectares. OPMC has also submitted two applications to the MGB Regional Office No. XIII covering 863 hectares in Dinagat Islands.

In 2022, all five areas in Zambales were already designated by MGB Regional Office No. III as EXPAs No. 000231-III, EXPA No. 000232-III, EXPA No. 000233-III, EXPA No. 000240-III and EXPA No. 000241-III. MGB Regional Office No XIII also designated one area in Dinagat Islands as EXPA No. 000248- XIII.

The Department of Environment and Natural Resources (DENR) has granted the clearance to Mines and Geosciences Bureau Central Office (MGB CO) to approve and convert the EXPA

No. 248-XIII in Libjo, Dinagat Islands (with total area of 358 hectares) of Oriental Petroleum and Minerals Corporation (OPMC or the Parent Company) to an Exploration Permit (EP).

On March 12, 2024, the Parent Company formally accepted and signed the EP in the MGB CO at North Avenue, Diliman, Quezon City.

As at March 31, 2024 and 2023, the Company capitalized deferred mine exploration costs amounting to \$0.09 million.

Decommissioning fund

On July 27, 2021, the Group received a Decommissioning Plan from the operator of SC 14C1 which provides for the terms upon which the wells, offshore installations, offshore pipelines and the Floating Production Storage and Offloading (FPSO) facility used in connection with the joint operations in respect of the Galoc Development shall be decommissioned and abandoned. As of March 31, 2024 and 2023, the decommissioning fund amounted to \$0.92 million and \$0.89 million, respectively.

11. Accounts and Other Payables and Provision for Plug and Abandonment

This account consists of:

	2024	2023
Accounts payable	\$270,425	\$145,371
Dividends payable	681,534	460,892
Subscriptions payable	25,058	25,836
	\$977,017	\$632,099

Accounts payable mainly consist of unpaid legal and consulting fees. These are noninterest-bearing and are normally settled in thirty (30) to sixty (60)-day terms.

Dividends payable include amounts payable to the shareholders of the Parent Company.

Provision for Plug and Abandonment

Galoc

On July 27, 2021, the Group received a Decommissioning Plan from the operator of SC 14C1 which provides for the terms upon which the wells, offshore installations, offshore pipelines and the Floating Production Storage and Offloading (FPSO) facility used in connection with the joint operations in respect of the Galoc Development shall be decommissioned and abandoned.

The Group has recognized provision for plug & abandonment amounting to \$1.09 million and \$1.02 million as of March 31, 2024 and 2023, respectively, which represents the present value of the Group's share in the decommissioning liability.

The discount rate used on the determination of present value are 5.83% and 5.87% as of December 31, 2023 and 2022. The decommissioning activities for Galoc is expected to commence in 2025, hence the provision is recognized under non-current liabilities.

Under the decommissioning plan, each party to the consortium has a liability to fund a

percentage of the decommissioning cost equal to the party's percentage interest. Accordingly, the Group funded the decommissioning fund asset of the Joint Operation as of March 31, 2024 and 2023 amounting to \$0.92 million and \$0.86 million.

12. Capital Stock

As of March 31, 2024 and 2023, this account consists of:

	2024	2023
Class A - \$0.0004 (₱0.01) par value		
Authorized - 120 billion shares		
Issued and outstanding - 120 billion shares	\$49,361,387	\$49,361,387
Class B - \$0.0004 (₱0.01) par value		
Authorized - 80 billion shares		
Issued and outstanding - 80 billion shares	32,907,591	32,907,591
Subscriptions receivable	(277,710)	(277,710)
Capital in excess of par value	3,650,477	3,650,477
	\$85,641,745	\$85,641,745

All shares of stock of the Group enjoy the same rights and privileges, except that Class A shares shall be issued solely to Filipino citizens, whereas Class B shares can be issued either to Filipino citizens or foreign nationals. There were no issuances of additional common shares in 2024 and 2023.

Cash Dividends

On June 28, 2023, the Parent Company's Board of Directors (BOD) approved the declaration of a cash dividend in the amount of \$0.00001 (PhP0.0005) per share or a total of \$1.79 million (PhP100 million) from the Company's unrestricted retained earnings as of December 31, 2022 to all stockholders of record as of July 27, 2023 and payable on August 18, 2023. As of December 31, 2023 and 2022, retained earnings available for dividend declaration amounted to \$4.97 million and \$3.14 million, which solely pertains to the Parent Company.

On June 23, 2022, the Parent Company's BOD approved the declaration of a cash dividend in the amount of \$0.00001 (₱0.0005) per share or a total of \$1.84 million (₱100 million) to the stockholders of record of common stocks as of July 22, 2022. As of December 31, 2022 and 2021, retained earnings available for dividend declaration amounts to \$3.14 million and \$4.87 million, respectively, which solely pertains to the Parent Company.

13. Related Party Transactions

Parties are related if one party has the ability, directly or indirectly, to control the other party or exercise significant influence over the other party in making financial and operating decisions; and the parties are subject to common control or common significant influence. Related parties may be individuals or corporate entities.

The Group's material related party transactions (MRPT) pertaining to transactions made with the same related party, which are, individually or in aggregate over a twelve (12) – month period amounting to ten percent (10%) or higher of the Group's total consolidated assets

based on its latest audited financial statements shall be reviewed by the Group's audit committee before the transaction is executed and commenced. If not identified beforehand, the MRPT shall be immediately reviewed by the Audit Committee upon its identification.

All individual MRPTs shall be approved by at least two-thirds (2/3) vote of the Board of Directors, with at least a majority of the Independent Directors voting to approve the MRPT. In case that a majority of the Independent Directors' vote is not secured, the MRPT may be ratified by the vote of the stockholders representing at least two thirds (2/3) of the outstanding capital stock. Aggregate RPT transactions within a twelve (12) – month period that meets or breaches the materiality threshold shall require the same Board approval.

As of March 31, 2024 and 2023, the Company had Cash in Banks and Cash Equivalents maintained at various banks including an affiliated bank, a subsidiary of a stockholder. The Company likewise entered into a lease agreement with an affiliate covering the office space it occupies, which is renewable annually. The Group applied the 'short-term lease' and lease of 'low-value assets' recognition exemption for these leases.